



US00D422815S

United States Patent [19] Grove

[11] Patent Number: **Des. 422,815**

[45] Date of Patent: **** Apr. 18, 2000**

[54] **SMOOTHLY CONTOURED CHAIR WITH CUSHIONS**

[76] Inventor: **James E. Grove**, 4316 Marina City Dr., #423CTN, Marina del Rey, Calif. 90292

[**] Term: **14 Years**

[21] Appl. No.: **29/104,673**

[22] Filed: **May 10, 1999**

[51] **LOC (6) Cl.** **06-06**

[52] **U.S. Cl.** **D6/500; D6/366**

[58] **Field of Search** D6/334, 335, 364, D6/365, 366, 367, 500, 501, 502; 297/411.2, 411.27, 411.28

[56] **References Cited**

U.S. PATENT DOCUMENTS

D. 298,188	10/1988	Hensel	D6/366
D. 308,310	6/1990	Wilson	D6/502
D. 320,507	10/1991	Shields	D6/366
D. 348,570	7/1994	Scheper et al.	D6/366
D. 373,695	9/1996	Buffon	D6/500

D. 379,408	5/1997	Feldberg	D6/366
D. 395,762	7/1998	Saul	D6/366
D. 396,567	8/1998	Saul	D6/366
D. 397,258	8/1998	Heyder et al.	D6/366
D. 401,428	11/1998	Kaczmarek	D6/366
D. 403,521	1/1999	Wilson	D6/366
D. 405,618	2/1999	Reutepohler et al.	D6/366
D. 409,022	5/1999	Vanderwood et al.	D6/500

Primary Examiner—Gary D. Watson
Attorney, Agent, or Firm—Jack C. Munro


[57] **CLAIM**

The ornamental design for a smoothly contoured chair with cushions, as shown and described.

DESCRIPTION

FIG. 1 is front elevational view of the smoothly contoured chair with cushions showing my new design; FIG. 2 is a right side elevational view thereof with the left side being identical but reversed; FIG. 3 is a rear elevational view thereof; FIG. 4 is a top plan view thereof; and, FIG. 5 is a bottom plan view thereof.

1 Claim, 1 Drawing Sheet






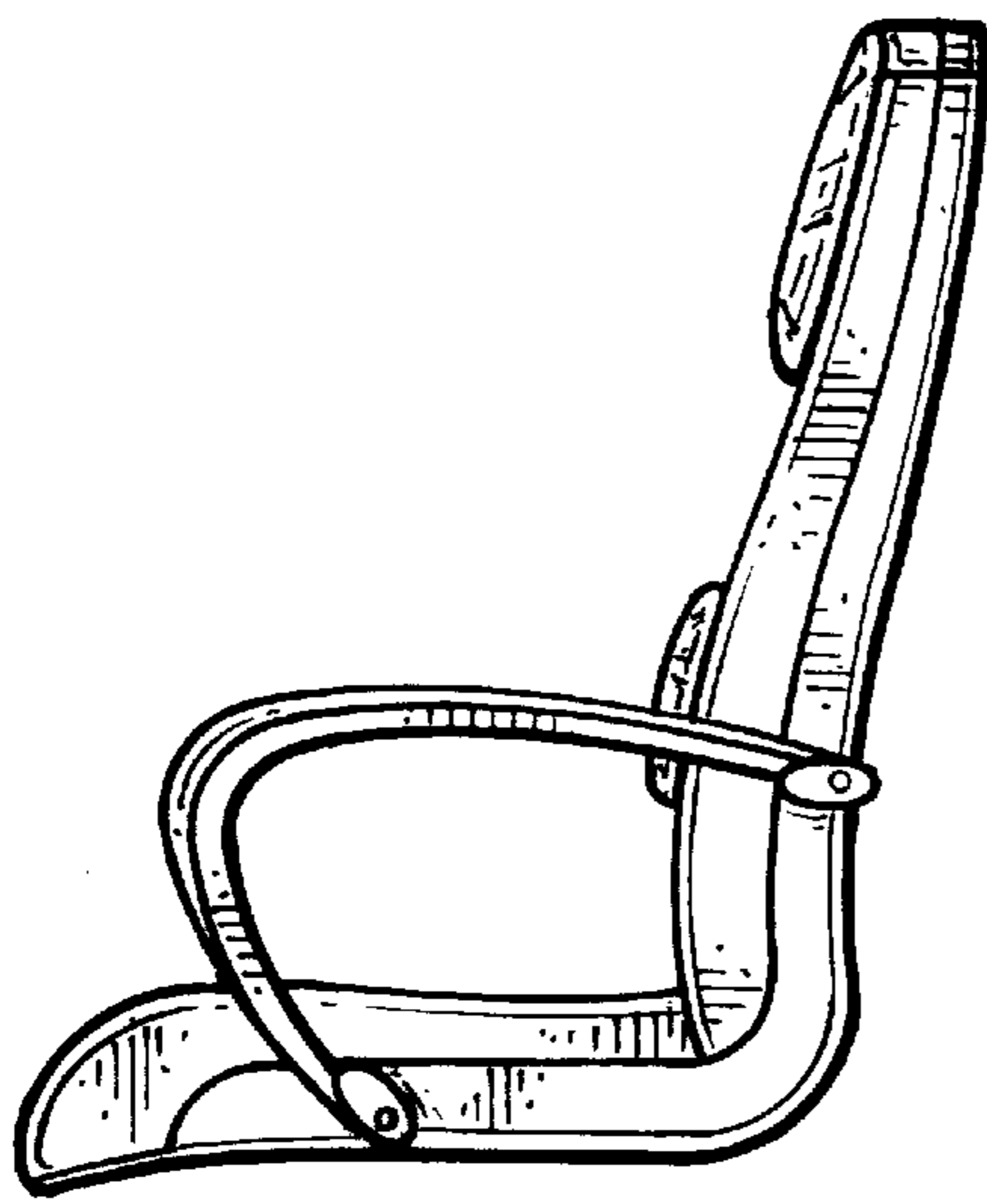



Fig. 4.

Fig. 5.