



US00D422793S

United States Patent [19]

Levin et al.

[11] **Patent Number: Des. 422,793**

[45] **Date of Patent: ** Apr. 18, 2000**

[54] **HAIR BRUSH HEAD**

4,032,747 6/1977 Kunz 219/222
5,052,070 10/1991 Klugmann 15/207.2

[75] Inventors: **S. Norton Levin**, Tellford; **Joseph F. Santy, III**, Yardly, both of Pa.

OTHER PUBLICATIONS

Co-pending U.S. Ser. No. 09/266,128, filed Mar. 10, 1999 entitled "Hair Styling Brush".

[73] Assignee: **Cyber Hair Innovations**, Yardly, Pa.

Primary Examiner—Alan P. Douglas
Assistant Examiner—Lavone D. Tabor
Attorney, Agent, or Firm—Harness, Dickey & Pierce, P.L.C.

[**] Term: **14 Years**

[21] Appl. No.: **29/101,748**

[57] CLAIM

[22] Filed: **Mar. 10, 1999**

[51] **LOC (6) Cl.** **04-02**

The ornamental design for a hair brush head, as shown and described.

[52] **U.S. Cl.** **D4/127; D4/117; D4/136; D28/25; D28/29**

DESCRIPTION

[58] **Field of Search** D4/117, 127, 128, D4/136; D28/25, 26, 29, 30, 35; 15/105, 159.1, 160, 186-188; 132/120, 121, 139, 148, 150, 219, 223, 271, 313

FIG. 1 is a perspective view of a hair brush head constructed in accordance with the teachings of the present invention. FIG. 2 is a side view thereof, the opposite side being a mirror image thereof. FIG. 3 is another side view thereof rotated 90 degrees from the FIG. 2 orientation, the opposite side being a mirror image thereof.

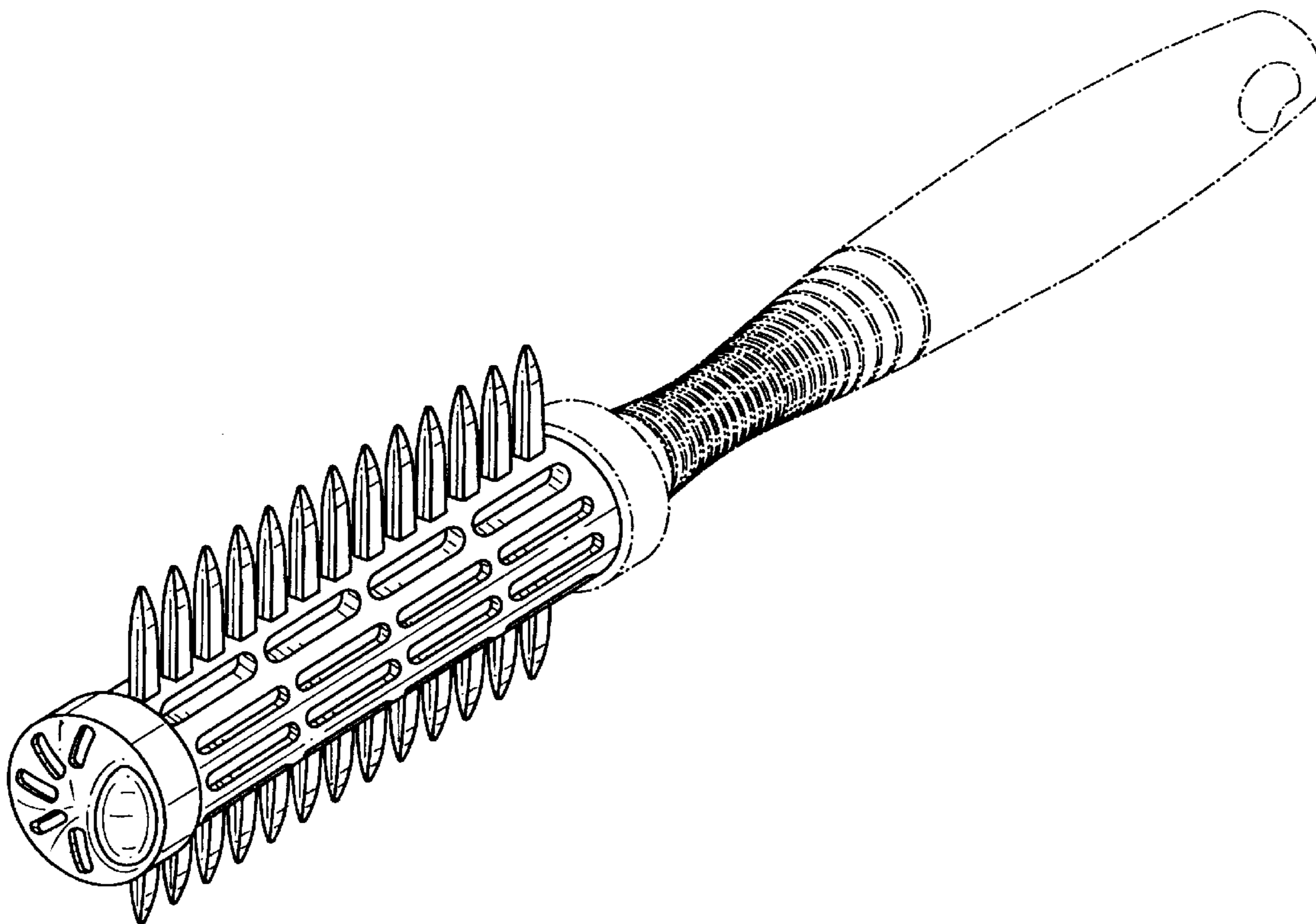
[56] References Cited

U.S. PATENT DOCUMENTS

| | | | | |
|------------|---------|----------|-------|-----------|
| D. 249,401 | 9/1978 | Glasberg | | D4/128 |
| D. 251,517 | 4/1979 | Baudon | | D4/128 |
| D. 281,728 | 12/1985 | Sherman | | D28/35 |
| D. 292,850 | 11/1987 | Glasberg | | D4/128 |
| D. 339,210 | 9/1993 | Classen | | D28/15 |
| D. 385,657 | 10/1997 | Ostlund | | D28/30 |
| 1,663,468 | 3/1928 | Vaughn | | 132/139 X |
| 2,473,227 | 6/1949 | Solomon | | 132/120 |

FIG. 4 is a top end thereof; and, FIG. 5 is a bottom end thereof. It will be further understood that the broken line showing the handle throughout the drawings is for illustrative purposes only and forms no part of the subject invention.

1 Claim, 3 Drawing Sheets



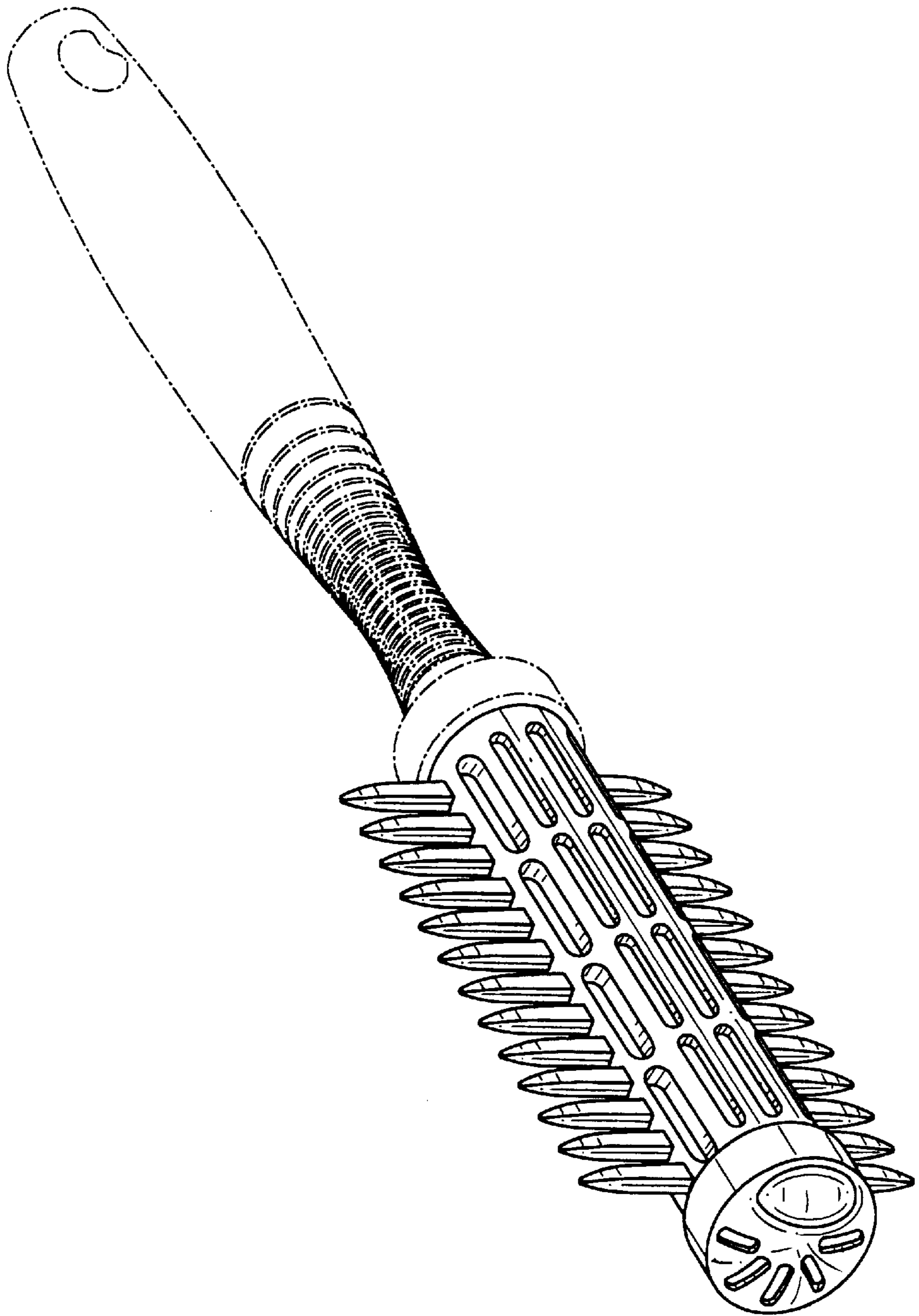


FIG. 1

FIG. 2

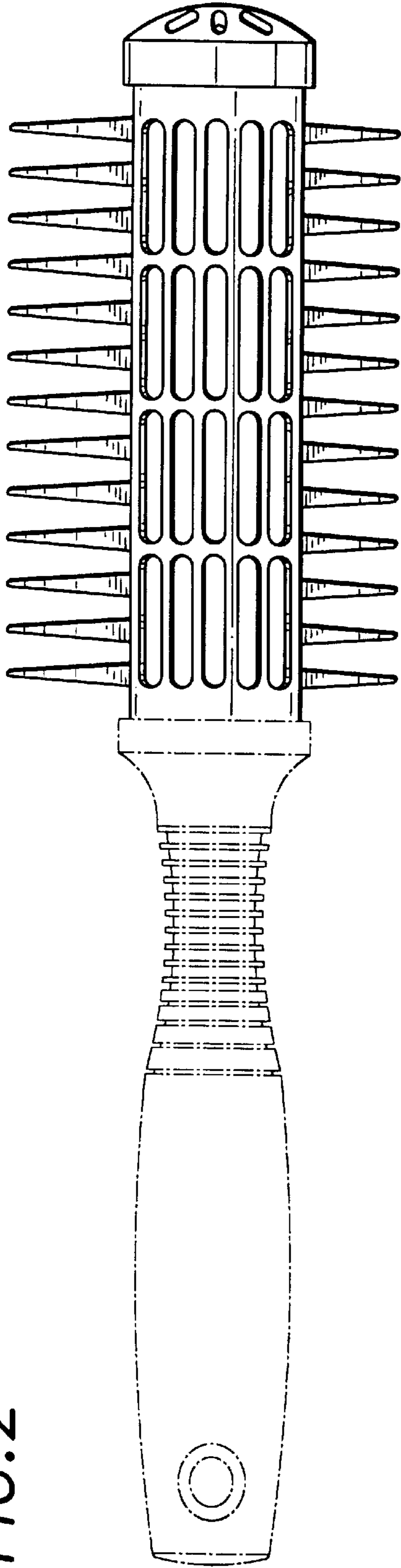


FIG. 3

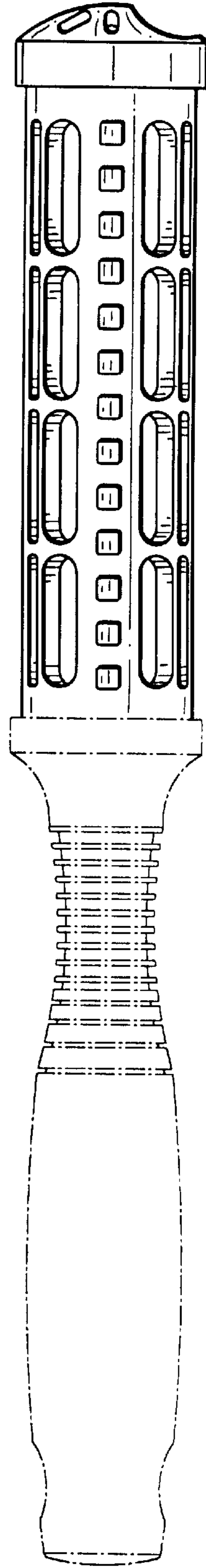


FIG. 4

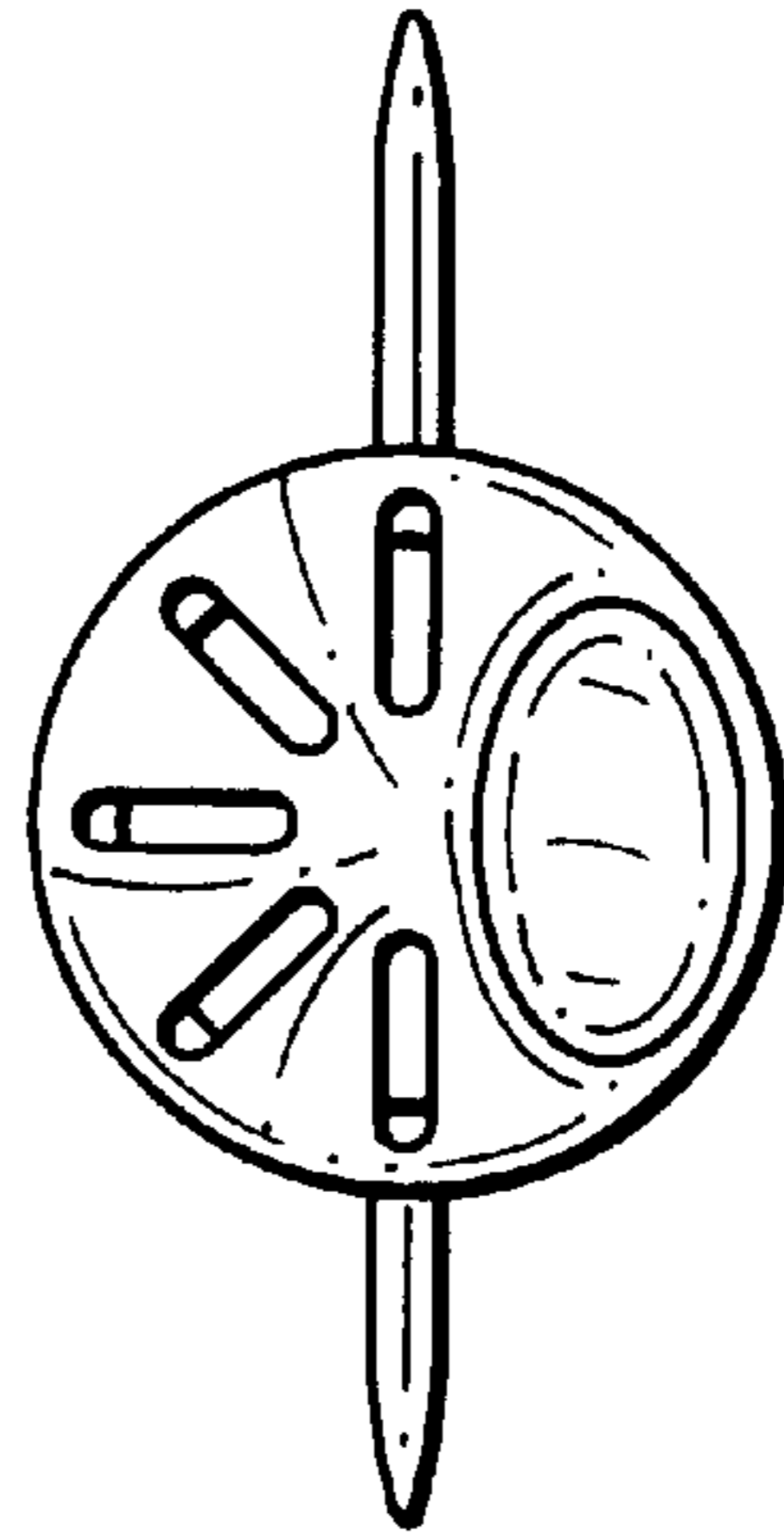


FIG. 5

