



US00D422781S

United States Patent [19] McCourt

[11] Patent Number: **Des. 422,781**

[45] Date of Patent: **** Apr. 18, 2000**

[54] **OUTSOLE ELEMENT OF A SHOE**

[75] Inventor: **Robert McCourt**, Portland, Oreg.

[73] Assignee: **Nike, Inc.**, Beaverton, Oreg.

[**] Term: **14 Years**

[21] Appl. No.: **29/110,256**

[22] Filed: **Sep. 2, 1999**

[51] **LOC (6) Cl.** **02-04**

[52] **U.S. Cl.** **D2/957; D2/947; D2/951**

[58] **Field of Search** D2/902, 908, 909,
D2/946, 947, 951, 953, 954, 955, 956,
957, 959, 960, 961, 972, 977; 36/3 B, 7.4,
7.3, 4, 15, 22 R, 24.5, 25 R, 32 R, 32 A,
59 C, 67 A, 76 R, 113-115, 124, 126, 127-130

[56] **References Cited**

U.S. PATENT DOCUMENTS

D. 25,594	6/1896	Plant	D2/959
D. 136,381	9/1943	Ghez	D2/960
D. 316,930	5/1991	Bernasconi	D2/957
D. 319,531	9/1991	Barrett et al.	D2/960
D. 336,774	6/1993	Peterson	D2/957
D. 356,671	3/1995	Blanchini	D2/957
D. 380,075	6/1997	Sell, Jr. et al.	D2/959
D. 394,142	5/1998	Merceron .		
D. 394,947	6/1998	Avar .		
D. 399,345	10/1998	Koh .		
D. 401,043	11/1998	Truelsen .		
D. 404,549	1/1999	Greenberg .		
D. 407,541	4/1999	Kittle et al. .		

D. 414,921	10/1999	Clarke	D2/953
D. 415,609	10/1999	Hlavacs	D2/959
4,538,366	9/1985	Norton	36/32 R

OTHER PUBLICATIONS

“Nike Footwear Catalog,” Spring 1995, published Jun. 1, 1994 (p. M13), Beaverton, Oregon.

“Nike Footwear Catalog” Fall 1997, published Dec. 1, 1996 (p. W178), Beaverton, Oregon.

“Nike Footwear Catalog,” Fall 1999, published Nov. 1, 1998 (p. W33), Beaverton, Oregon.

“Nike Footwear Catalog,” Spring 2000, published Jul. 1, 1999 (pp. “A” W9, “B” W51), Beaverton, Oregon.

Primary Examiner—Celia Murphy

Attorney, Agent, or Firm—Trask, Britt & Rossa

[57] CLAIM

The ornamental design for an outsole element of a shoe, as shown and described.

DESCRIPTION

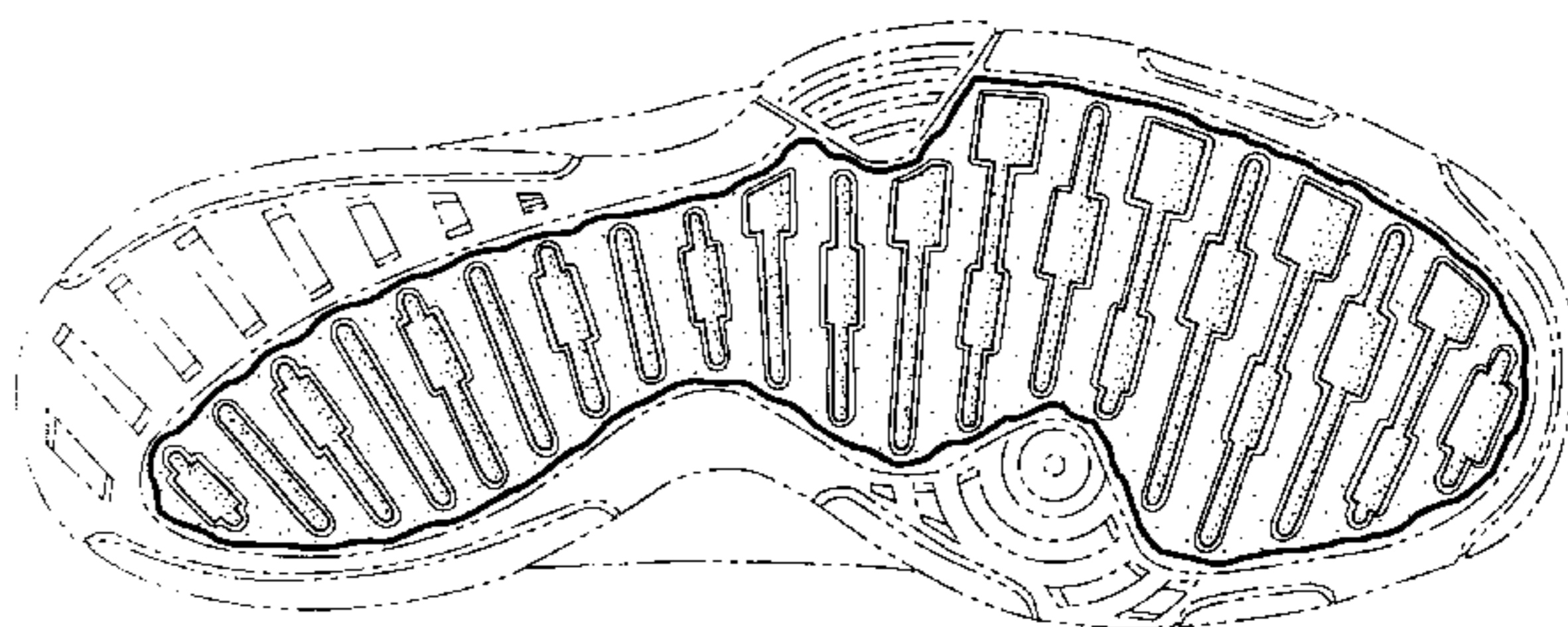
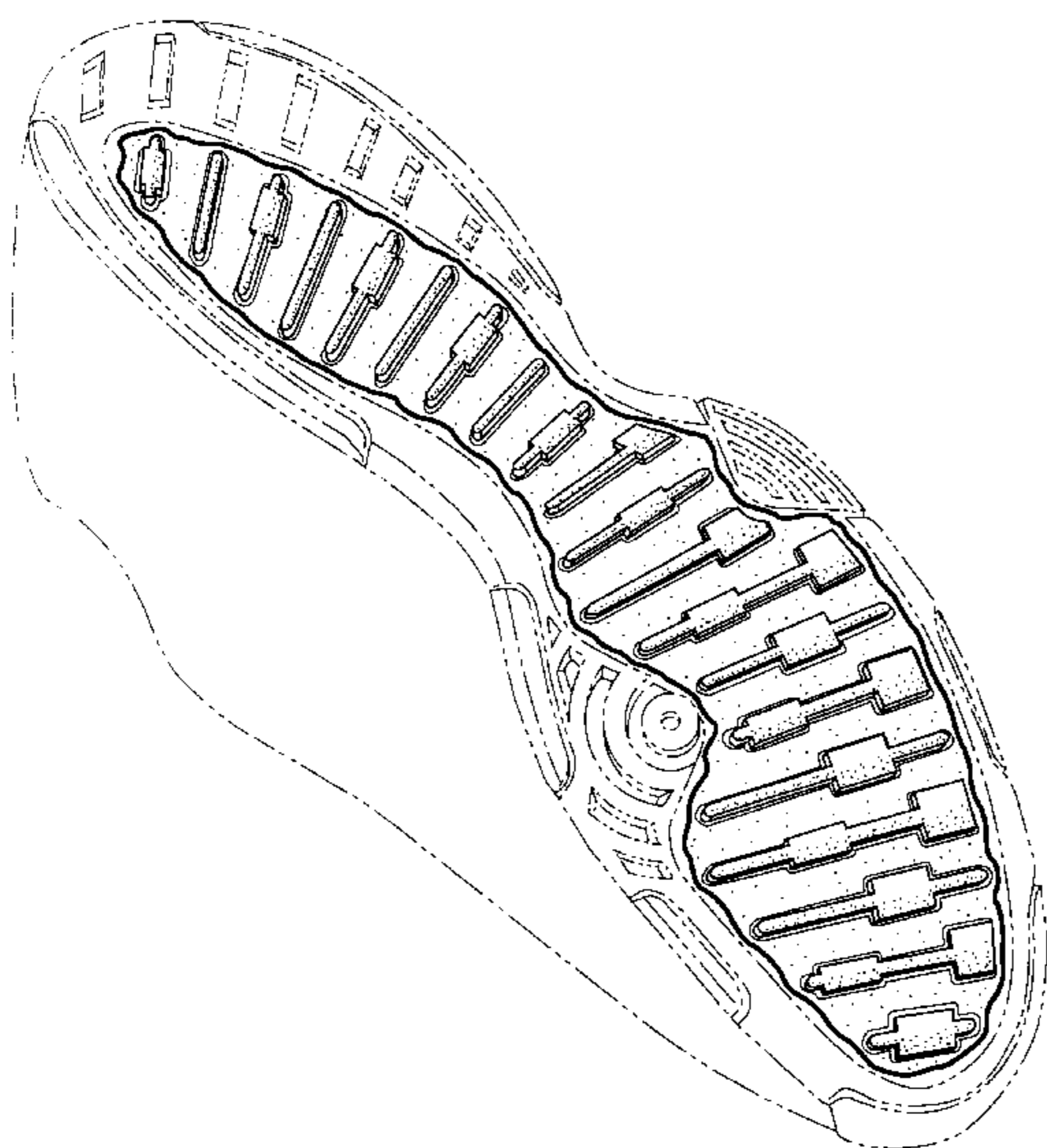
FIG. 1 is a perspective view of the outsole element of a shoe showing my new design;

FIG. 2 is a plan view of the outsole element of a shoe shown in FIG. 1; and,

FIG. 3 is a front elevational view of the outsole element of a shoe shown in FIG. 1.

The phantom lines representing a shoe upper, portion of a shoe outsole and midsole shown in FIGS. 1-3 are for illustrative purposes only and form no part of the claimed design.

1 Claim, 2 Drawing Sheets



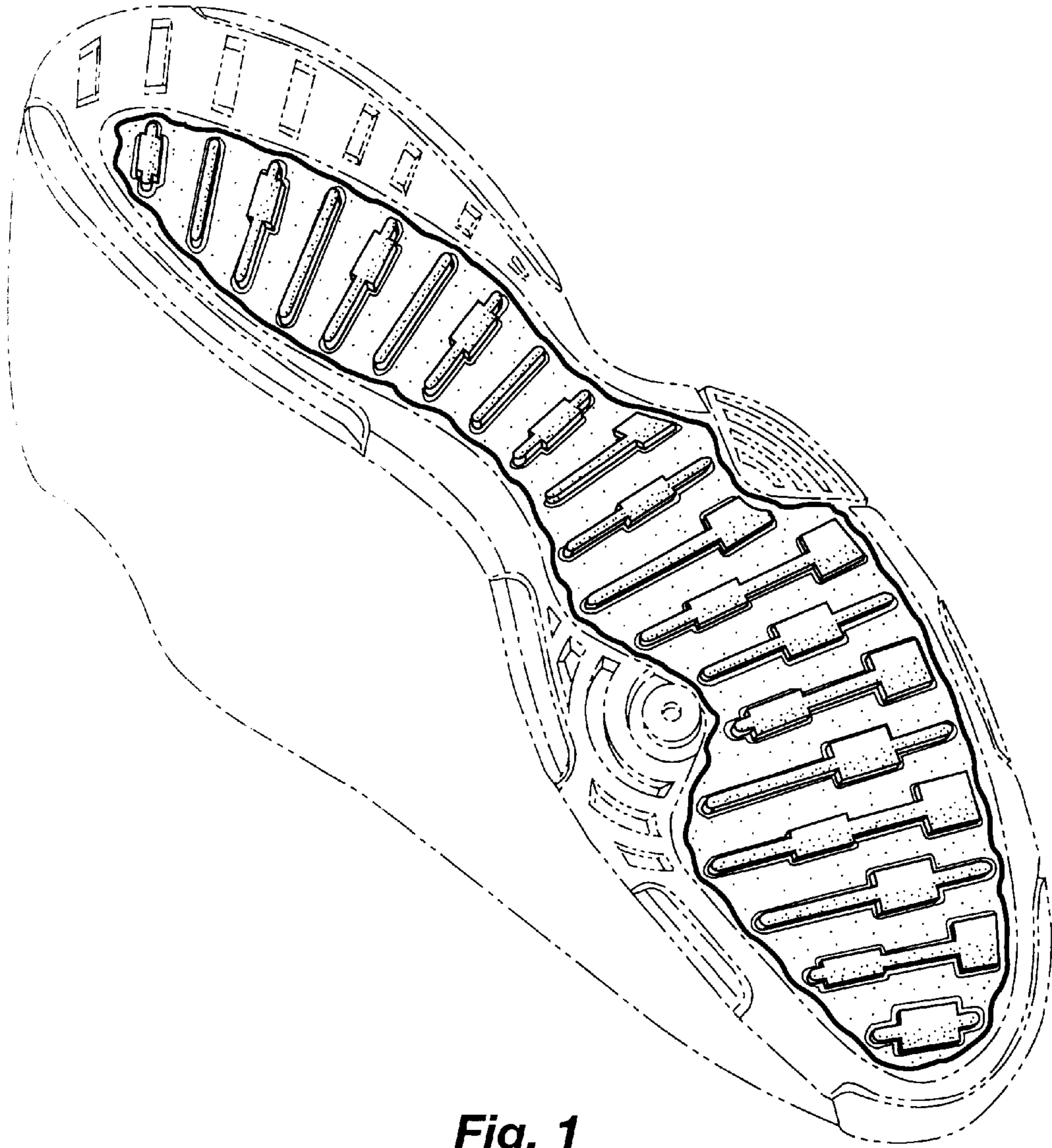


Fig. 1

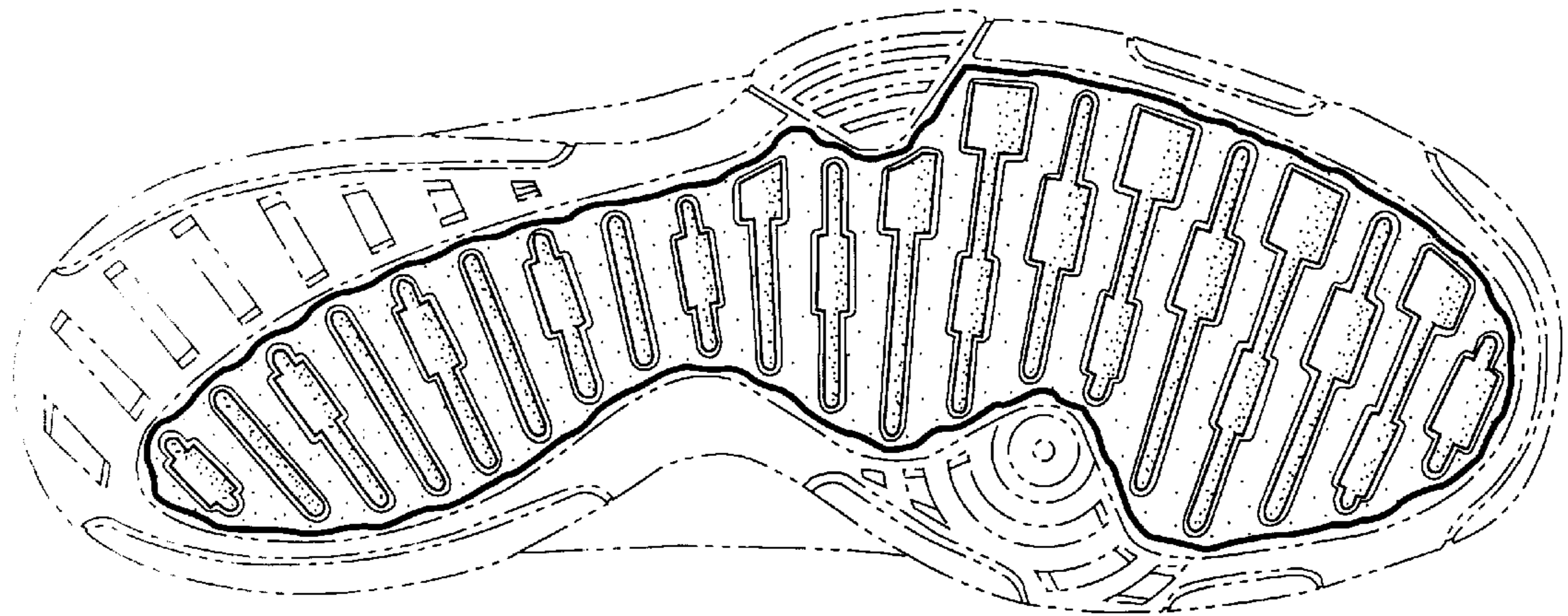


Fig. 2

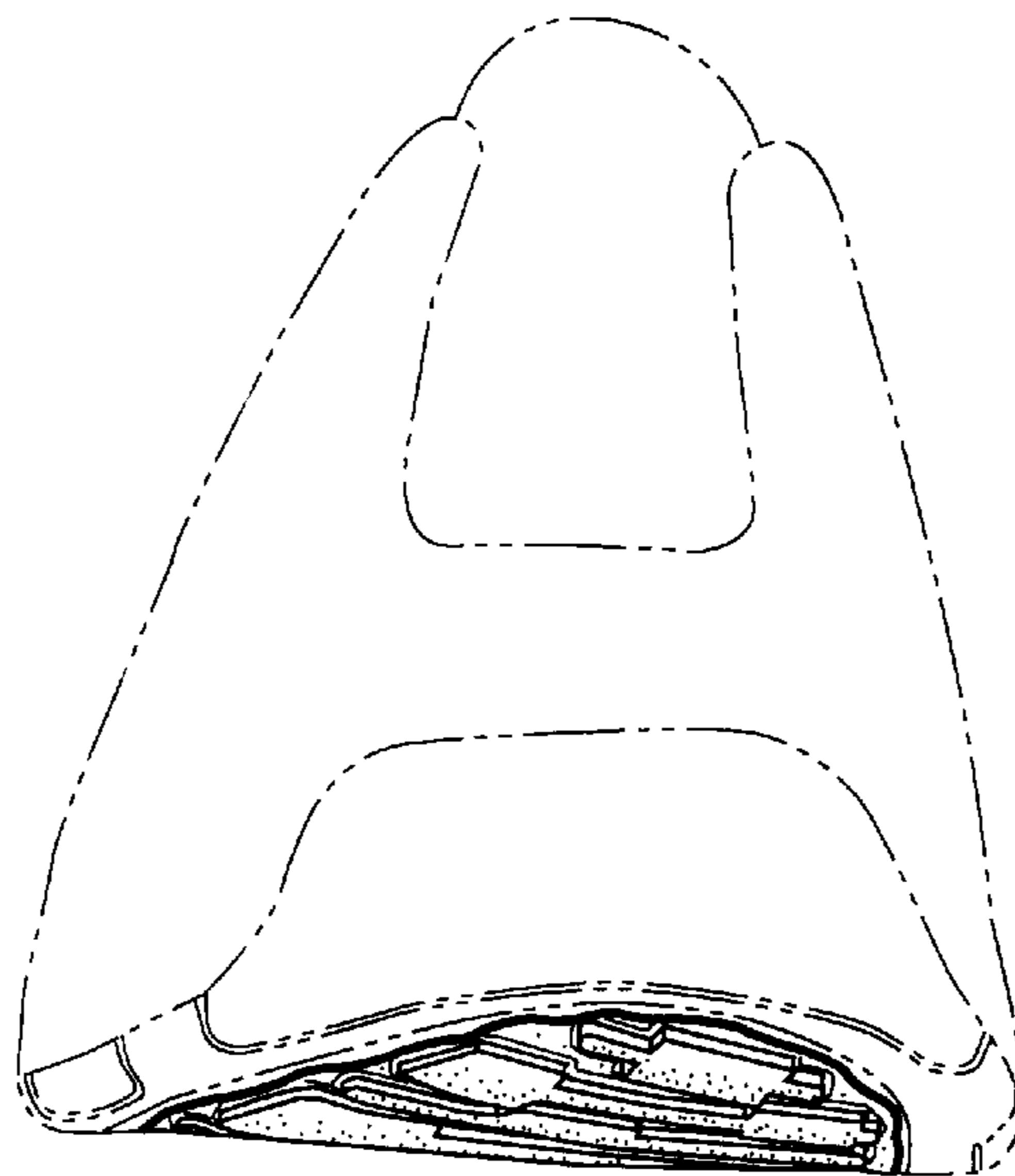


Fig. 3