



US00D422768S

United States Patent [19] Gunn

[11] **Patent Number: Des. 422,768**

[45] **Date of Patent: ** Apr. 11, 2000**

[54] **PALLET**

[75] Inventor: **Peter George Gunn**, Walsall, United Kingdom

[73] Assignee: **ECL Solutions Limited**, Walsall, United Kingdom

[**] Term: **14 Years**

[21] Appl. No.: **29/101,540**

[22] Filed: **Mar. 5, 1999**

[51] **LOC (6) Cl.** **09-08**

[52] **U.S. Cl.** **D34/38**

[58] **Field of Search** D34/38; 158/51.11, 158/901, 53.3, 54.1, 55.3, 56.1, 57.1; 248/346.07, 678

[56] **References Cited**

U.S. PATENT DOCUMENTS

- D. 279,617 7/1985 Helmer D34/38
- D. 349,798 8/1994 Hude et al. D34/38 X

- D. 357,108 4/1995 Hutchinson D34/38
- D. 379,716 6/1997 Zipperle et al. D34/38 X
- 2,447,285 8/1948 Simonton et al. 108/51.11
- 3,707,929 1/1973 Lauffer 108/51.11
- 3,814,778 6/1974 Hosoda et al. 108/53.3

Primary Examiner—Susan J. Lucas
Assistant Examiner—Cynthia E. Ramirez
Attorney, Agent, or Firm—Smith-Hill and Bedell

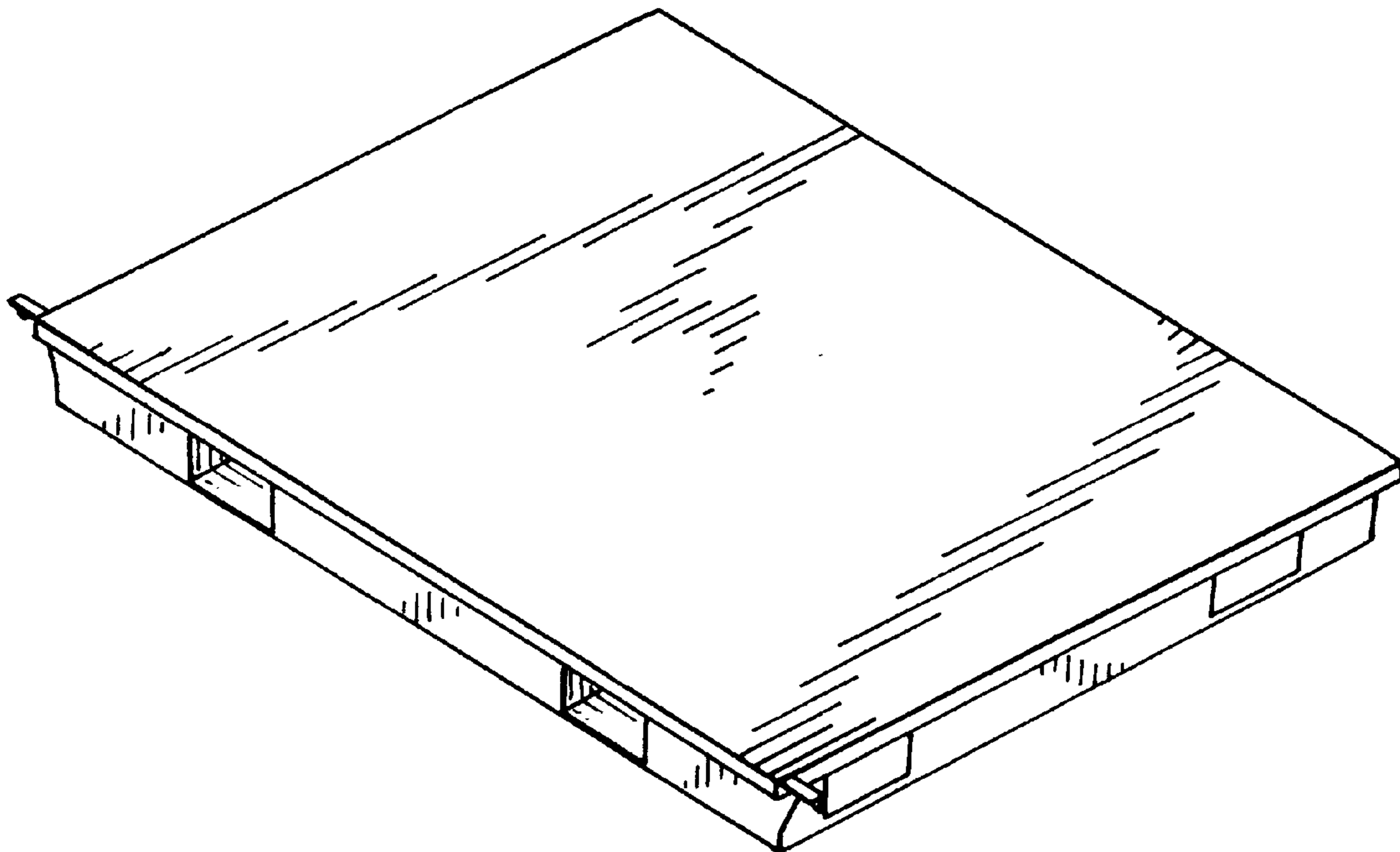
[57] **CLAIM**

The ornamental design for a pallet, as shown and described.

DESCRIPTION

FIG. 1 is a front elevation view of a pallet showing my new design;
FIG. 2 is a perspective view thereof;
FIG. 3 is a left side elevation thereof;
FIG. 4 is a top plan view thereof;
FIG. 5 is a rear elevation thereof;
FIG. 6 is a bottom plan view thereof; and,
FIG. 7 is a right side elevation thereof.

1 Claim, 2 Drawing Sheets






FIG. 1

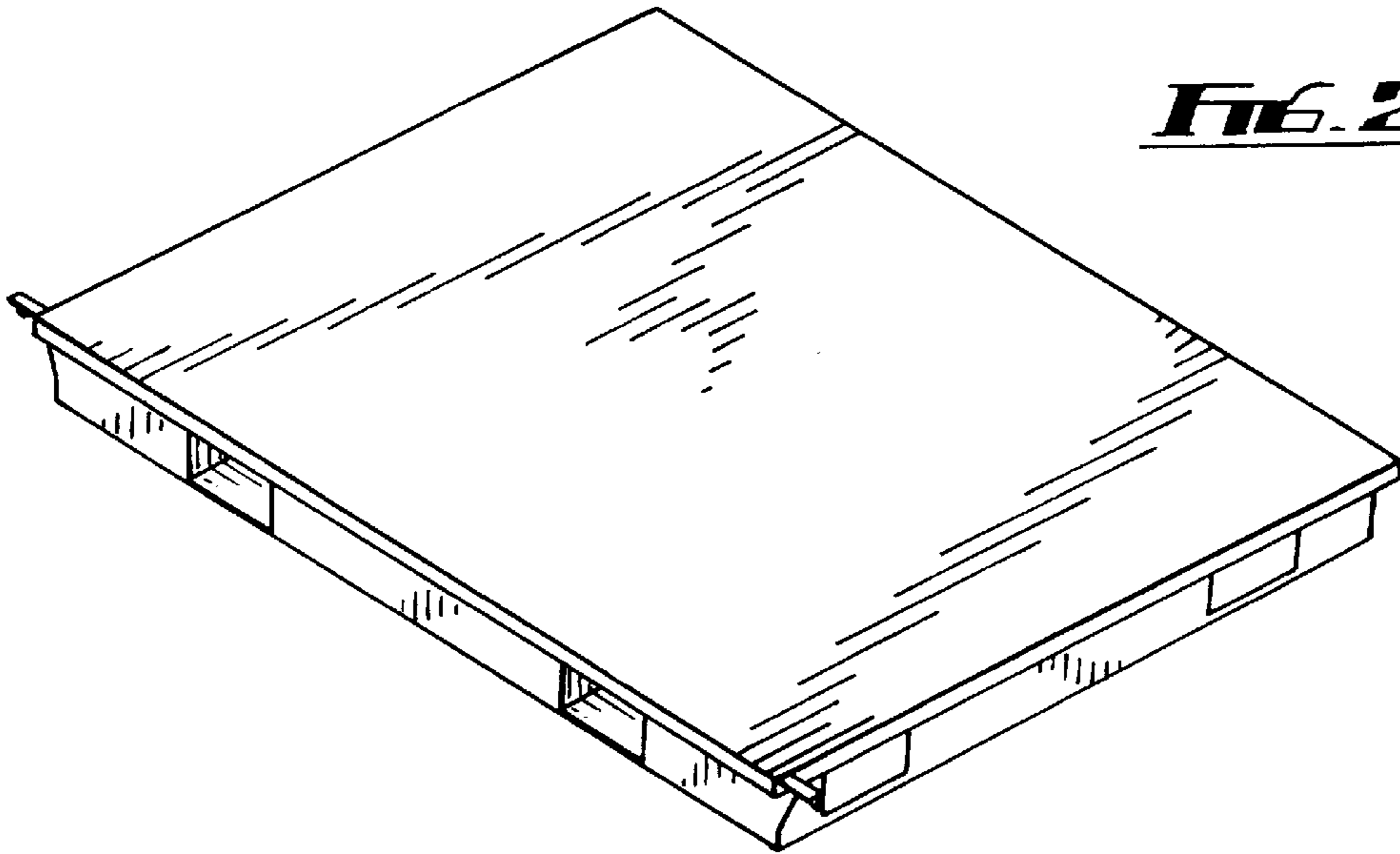


FIG. 2

FIG. 3



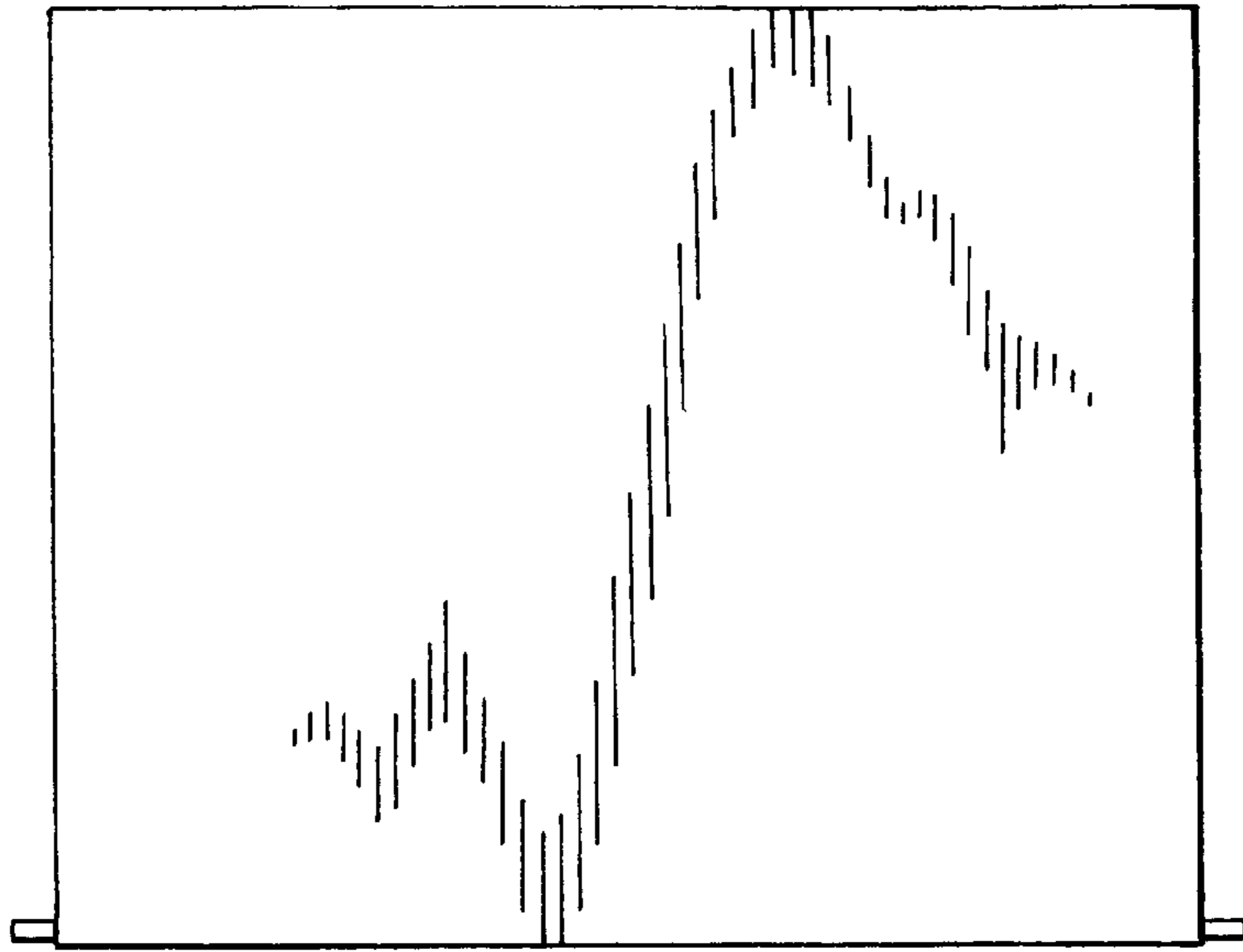


FIG. 4



FIG. 5



FIG. 6




FIG. 7