



US00D422761S

**United States Patent** [19]  
**Zalevsky**

[11] **Patent Number: Des. 422,761**

[45] **Date of Patent: \*\* Apr. 11, 2000**

[54] **CHEWABLE PET TOY**

[76] Inventor: **Eric M. Zalevsky**, 947 Cimarron Dr.,  
Pittsburgh, Pa. 15235

[\*\*] Term: **14 Years**

[21] Appl. No.: **29/108,992**

[22] Filed: **Aug. 6, 1999**

[51] **LOC (6) Cl. .... 30-99**

[52] **U.S. Cl. .... D30/160; D6/597**

[58] **Field of Search .... D30/129, 130,**  
D30/118, 158, 160; 119/706-711; D1/100,  
101, 106; 446/372; D6/601, 597

[56] **References Cited**

**U.S. PATENT DOCUMENTS**

D. 277,918	3/1985	Berns et al. ....	D30/158
D. 298,671	11/1988	Simerson ....	D30/130
D. 300,068	2/1989	Pritikin et al. ....	D30/129
D. 303,728	10/1989	Spanier et al. ....	D1/106
D. 309,544	7/1990	Abriam ....	D6/601
D. 312,515	11/1990	Hall ....	D30/160
D. 313,141	12/1990	Witter et al. ....	D6/601
D. 314,116	1/1991	Reed ....	D6/601
D. 316,464	4/1991	Kelley ....	D30/118
D. 320,495	10/1991	Pallesen ....	D1/110
D. 327,962	7/1992	O'Rourke ....	D30/160
D. 365,241	12/1995	Braden et al. ....	D6/601

D. 374,519	10/1996	Ruble .....	D30/160
D. 374,520	10/1996	Plunk .....	D30/160
D. 375,610	11/1996	Loring .....	D30/160
D. 384,985	10/1997	Cronic .....	D30/160
D. 394,414	5/1998	Catalano .....	D30/160
D. 407,185	3/1999	Marcks .....	D1/106
982,711	1/1911	Ellis .....	D1/106
5,026,315	6/1991	Chap .....	446/372
5,419,283	5/1995	Leo .....	119/709
5,750,196	5/1998	Welch .....	119/710
5,912,285	6/1999	Godsey .....	119/709

*Primary Examiner*—Cathy Anne MacCormac  
*Attorney, Agent, or Firm*—Michael R. Swartz

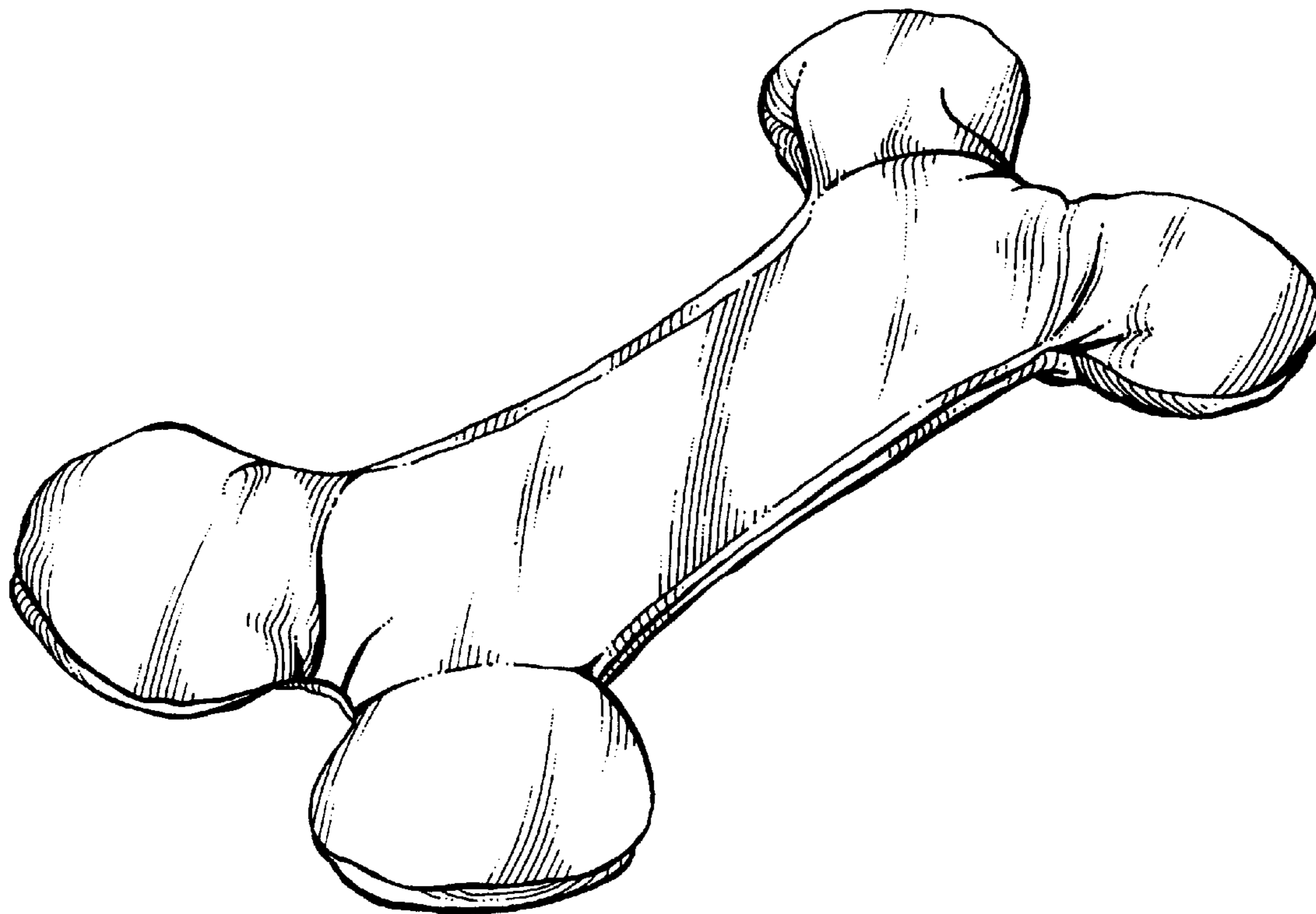
[57] **CLAIM**

The ornamental design of a chewable pet toy, as shown and described.

**DESCRIPTION**

FIG. 1 is a perspective view of a chewable pet toy showing our new design;  
FIG. 2 is a front elevational view thereof;  
FIG. 3 is a rear elevational view thereof;  
FIG. 4 is a top plan view thereof;  
FIG. 5 is a bottom plan view thereof;  
FIG. 6 is a left side elevational view thereof; and,  
FIG. 7 is a right side elevational view thereof.

**1 Claim, 2 Drawing Sheets**



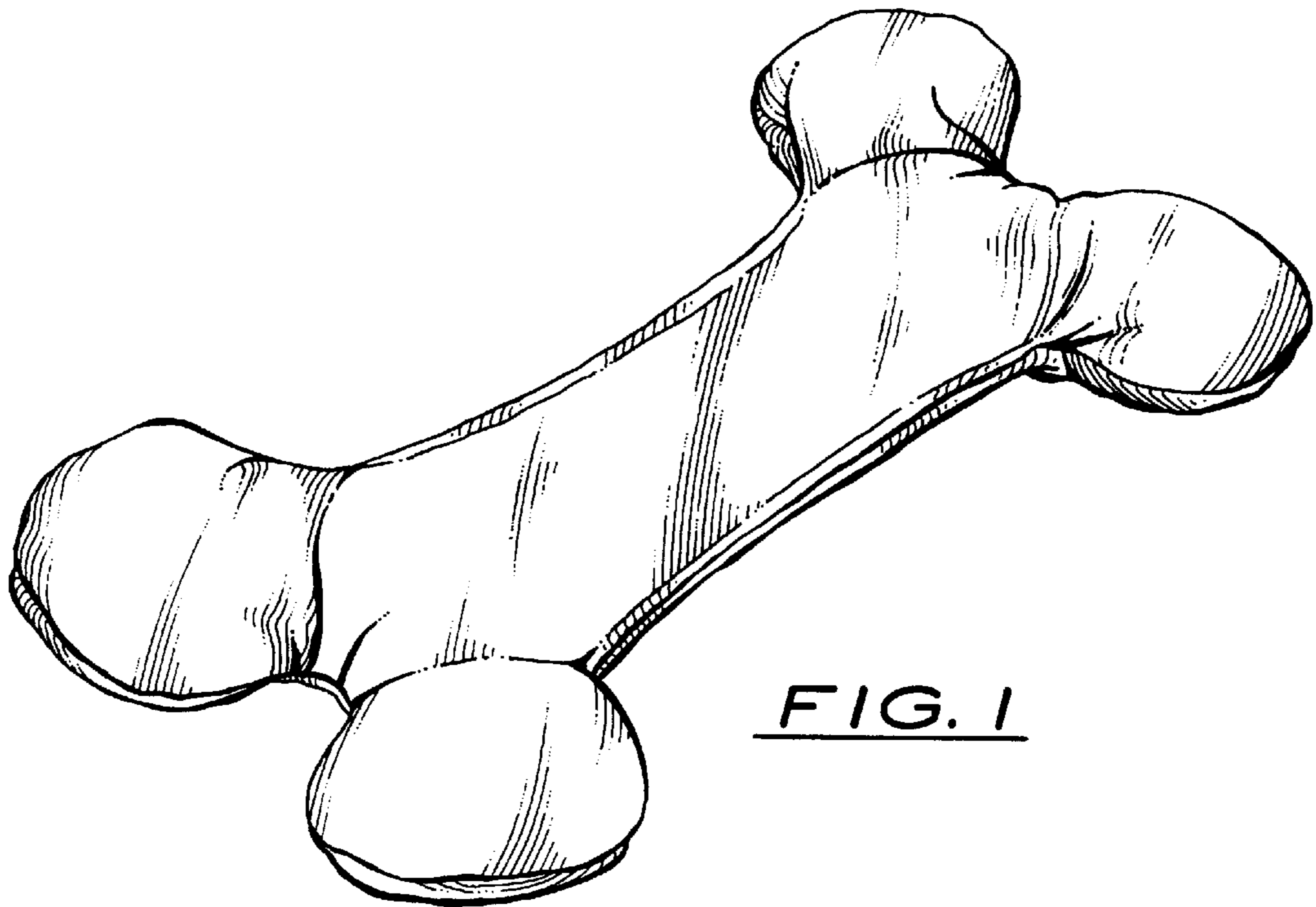


FIG. 1

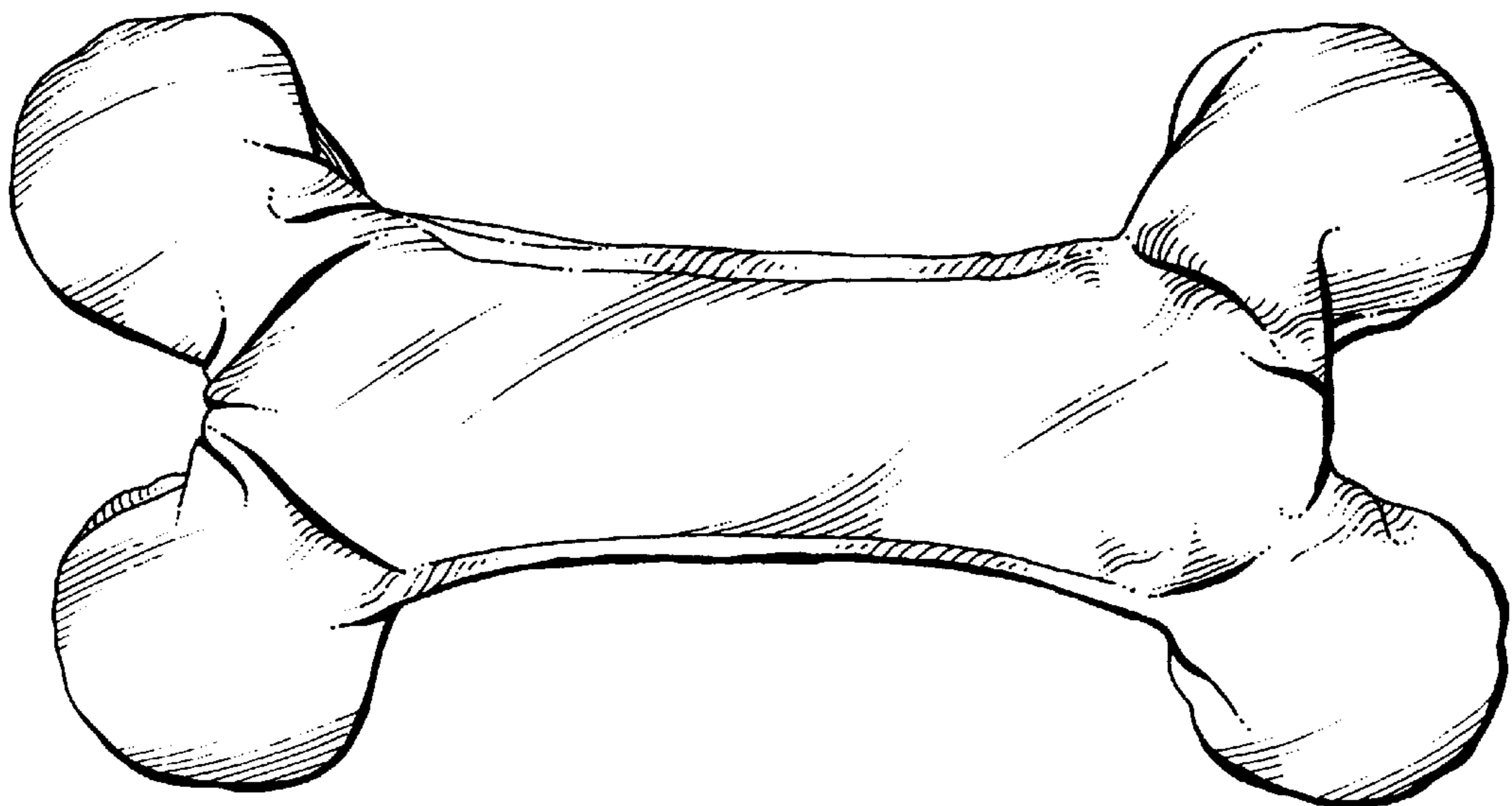


FIG. 2

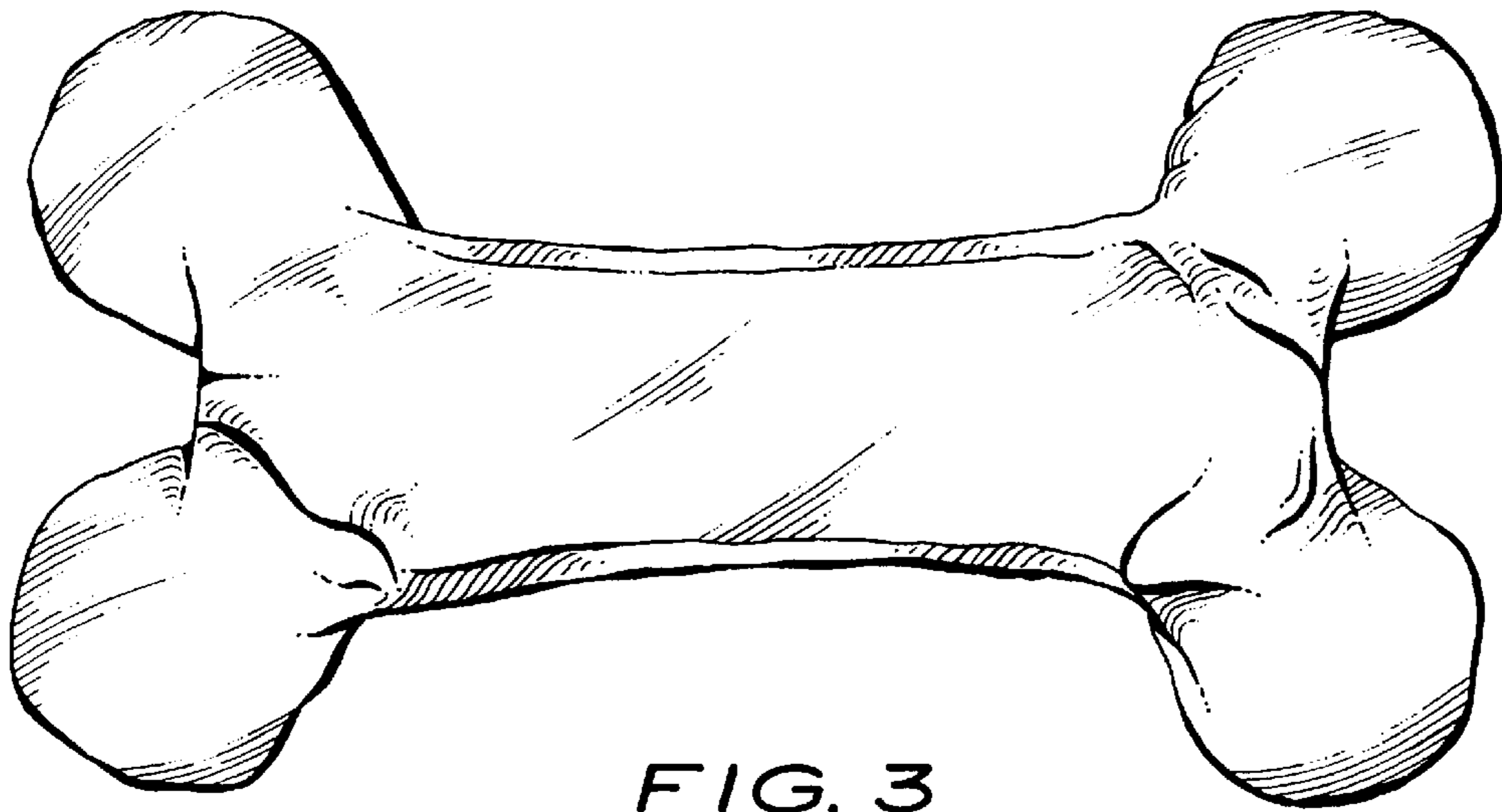


FIG. 3

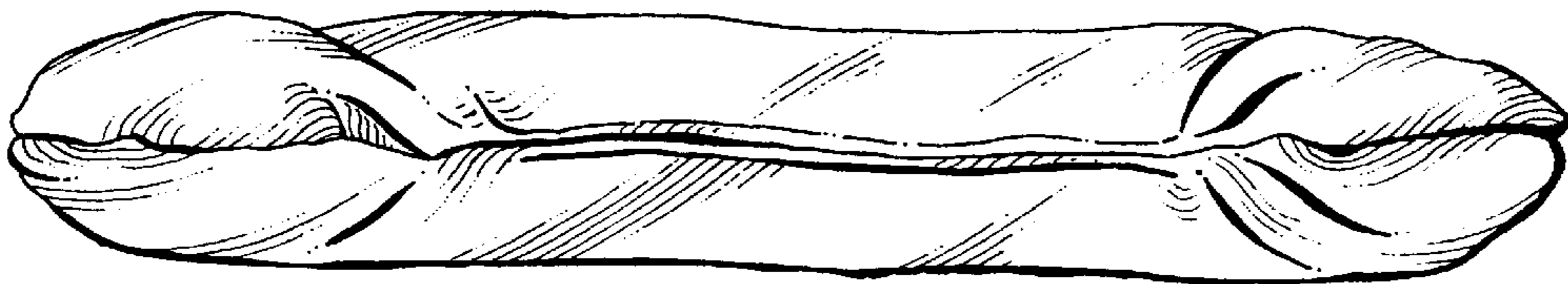


FIG. 4

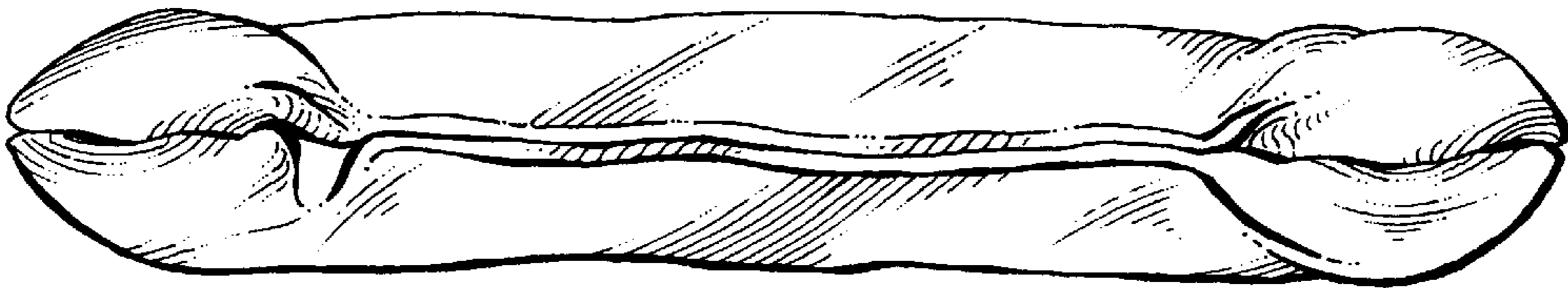


FIG. 5

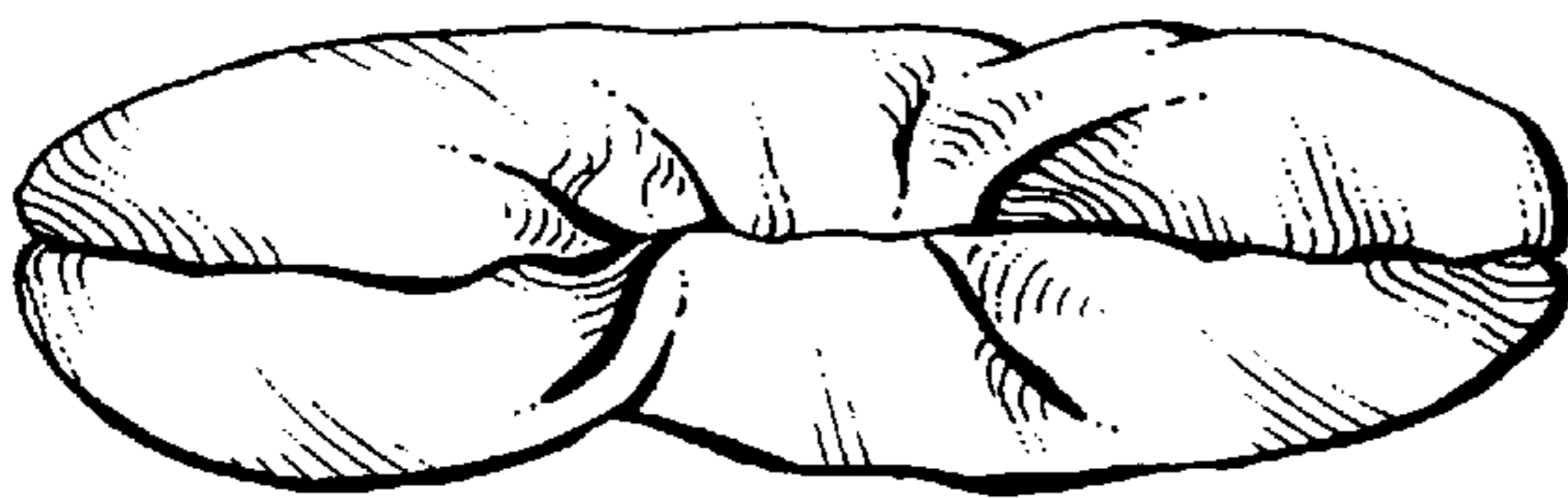


FIG. 6

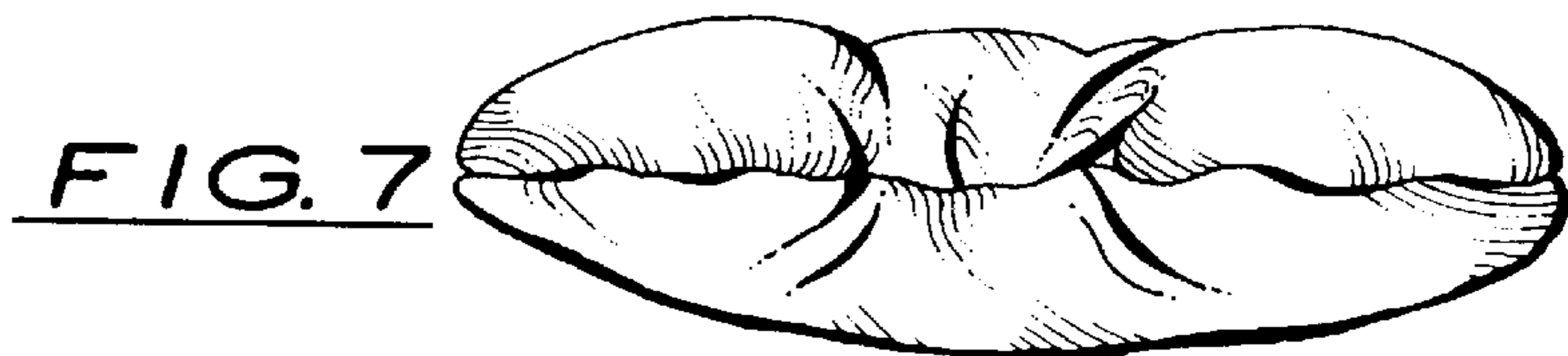


FIG. 7