



US00D422760S

# United States Patent [19] Ticehurst

[11] Patent Number: Des. 422,760

[45] Date of Patent: \*\* Apr. 11, 2000

[54] **PET GROOMING COMB WITH ANGLED TEETH**

[76] Inventor: **Ken Ticehurst**, 4375 Oliver Road, Coquitlam, British Columbia, Canada, V3C 3V4

[\*\*] Term: **14 Years**

[21] Appl. No.: **29/076,227**

[22] Filed: **Sep. 5, 1997**

[51] **LOC (6) Cl.** ..... **30-99**

[52] **U.S. Cl.** ..... **D30/159**

[58] **Field of Search** ..... D30/158, 159, D30/162; 119/600, 602, 605, 603, 625, 613, 606, 632, 664, 611-612, 616, 618, 623, 624, 626, 628, 630; 132/112, 151; 56/400.21

[56] **References Cited**

**U.S. PATENT DOCUMENTS**

|            |        |           |       |         |
|------------|--------|-----------|-------|---------|
| D. 133,009 | 7/1942 | Metzler   | ..... | D30/158 |
| D. 193,375 | 8/1962 | Safianoff | ..... | D30/158 |
| D. 218,445 | 8/1970 | Lovvorn   | ..... | D30/159 |

|            |         |            |       |         |
|------------|---------|------------|-------|---------|
| D. 266,112 | 9/1982  | Culp       | ..... | D30/159 |
| D. 326,744 | 6/1992  | LeClair    | ..... | D30/158 |
| D. 381,778 | 7/1997  | Semo       | ..... | D30/162 |
| 2,151,056  | 3/1939  | Stone      | ..... | 119/632 |
| 2,512,127  | 6/1950  | Adams      | ..... | 119/632 |
| 2,943,602  | 7/1960  | Rundle     | ..... | 119/650 |
| 2,961,997  | 11/1960 | Oliver     | ..... | 119/632 |
| 3,491,725  | 1/1970  | Maniscalco | ..... | 119/625 |
| 5,022,350  | 6/1991  | Sequist    | ..... | 119/611 |
| 5,655,482  | 8/1997  | Lundquist  | ..... | 119/625 |

*Primary Examiner*—Cathy Anne MacCormac

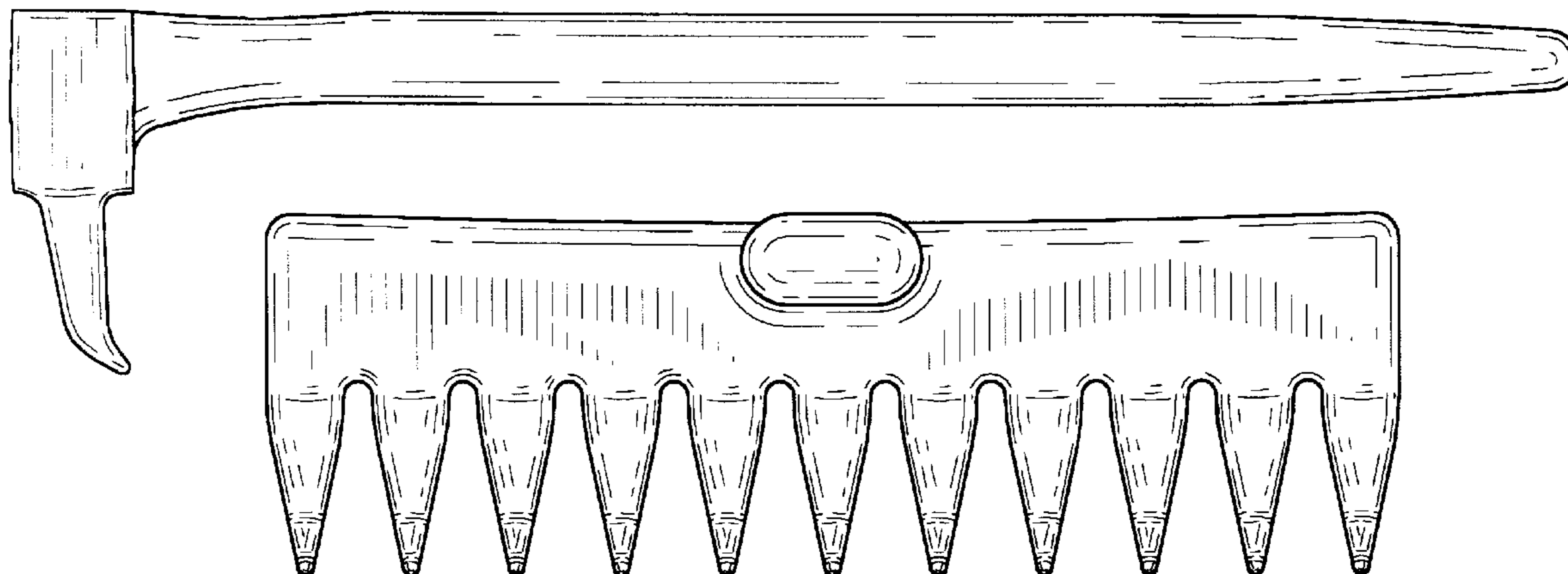
[57] **CLAIM**


The ornamental design for a pet grooming comb with angled teeth, as shown.

**DESCRIPTION**

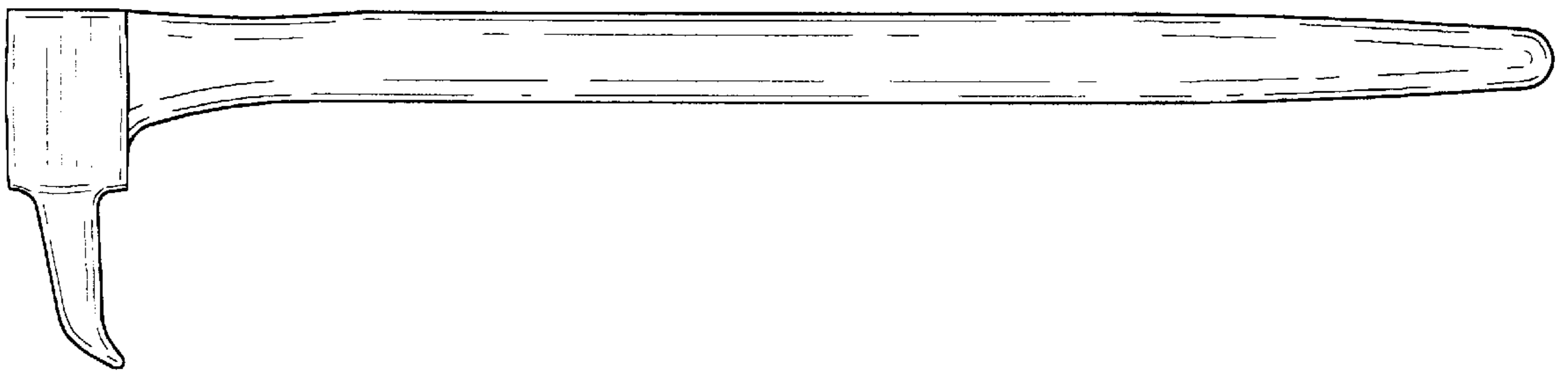
FIG. 1 is a front elevational view of the pet grooming comb with angled teeth showing my new design; FIG. 2 is a back elevational view thereof; FIG. 3 is a left side elevational view thereof; FIG. 4 is a right side elevational view thereof; FIG. 5 is a top plan view thereof; and, FIG. 6 is a bottom plan view thereof.

**1 Claim, 3 Drawing Sheets**

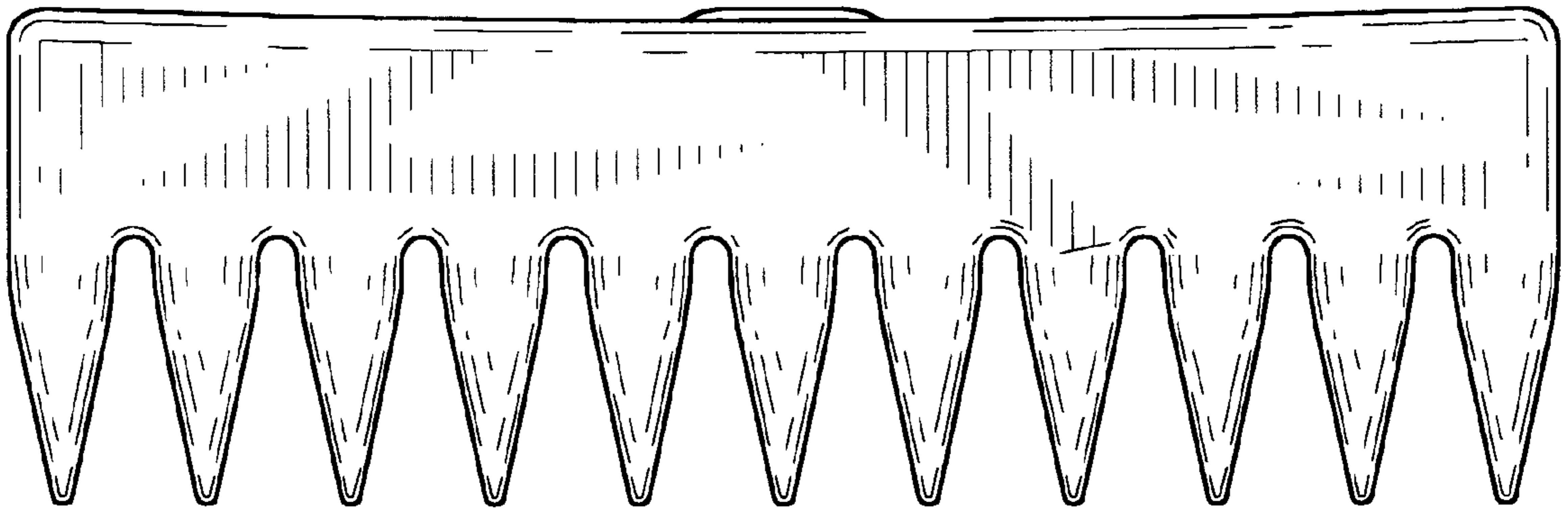




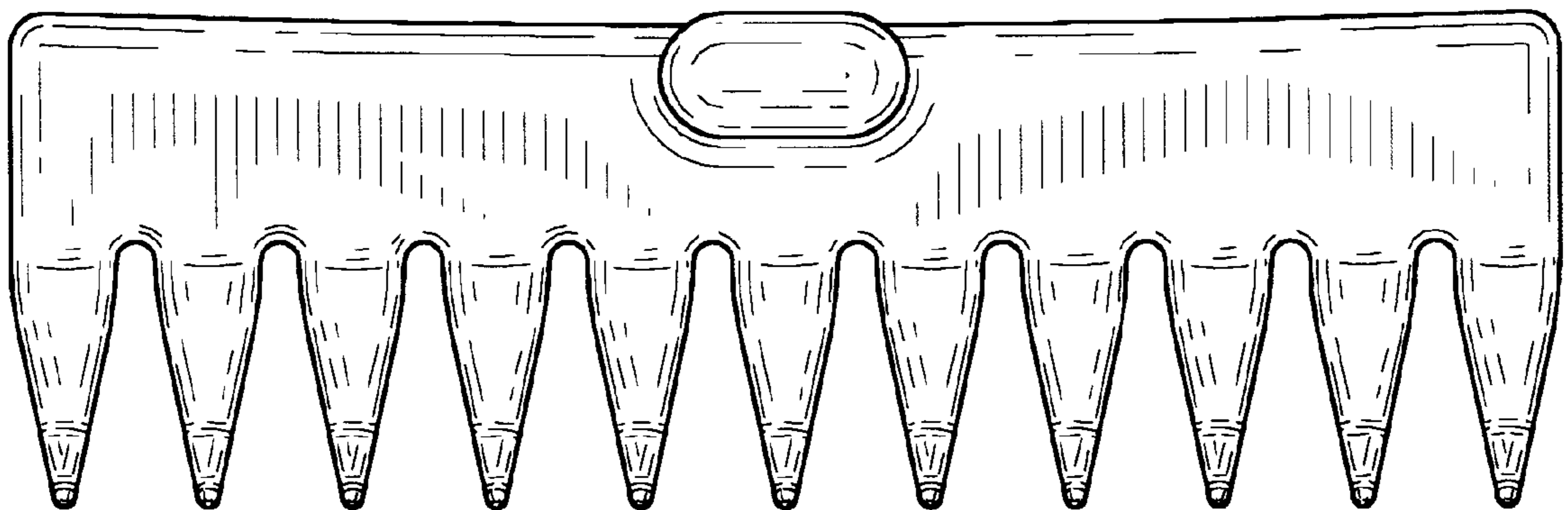
*Fig. 2*



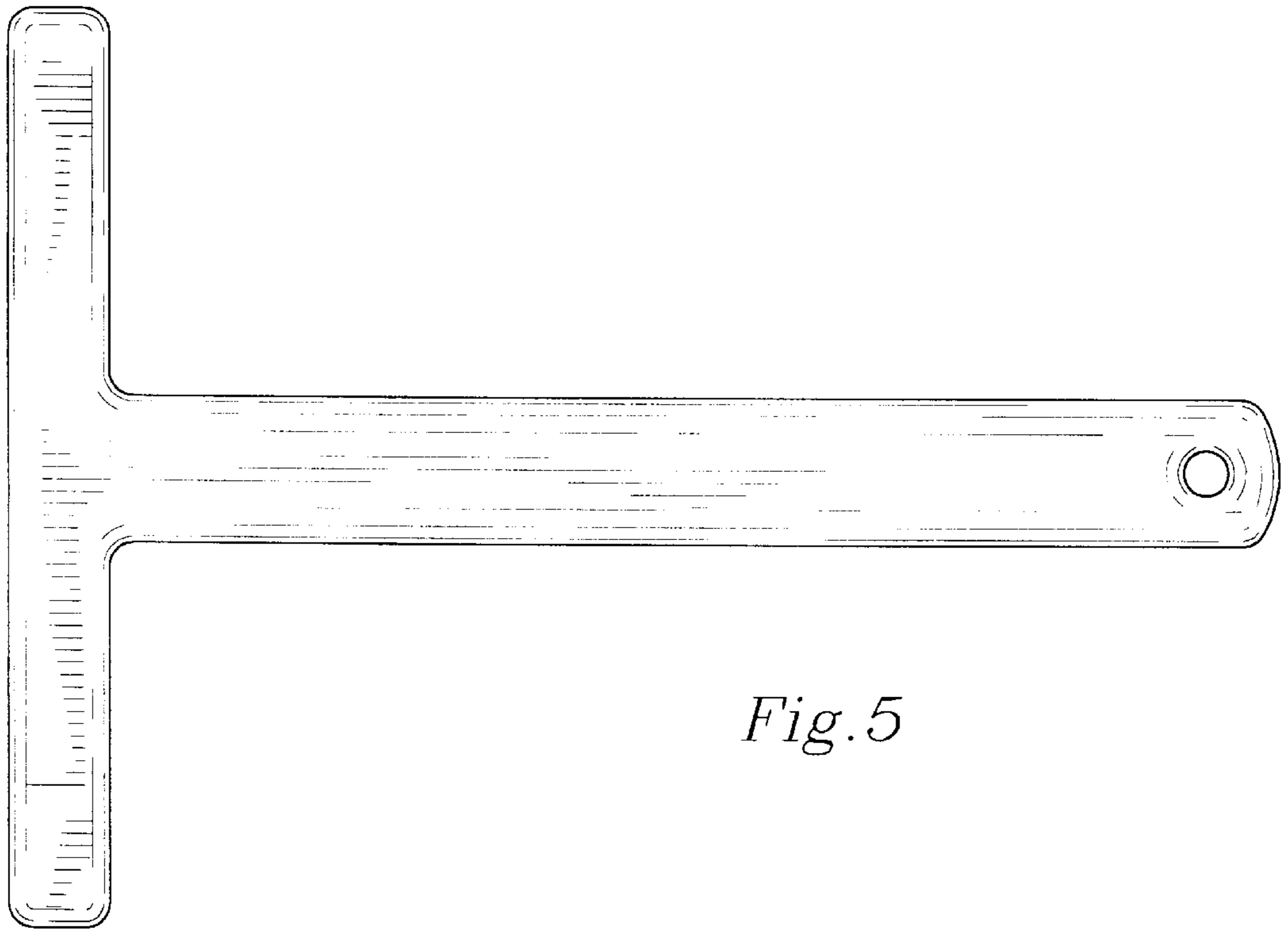
*Fig. 1*



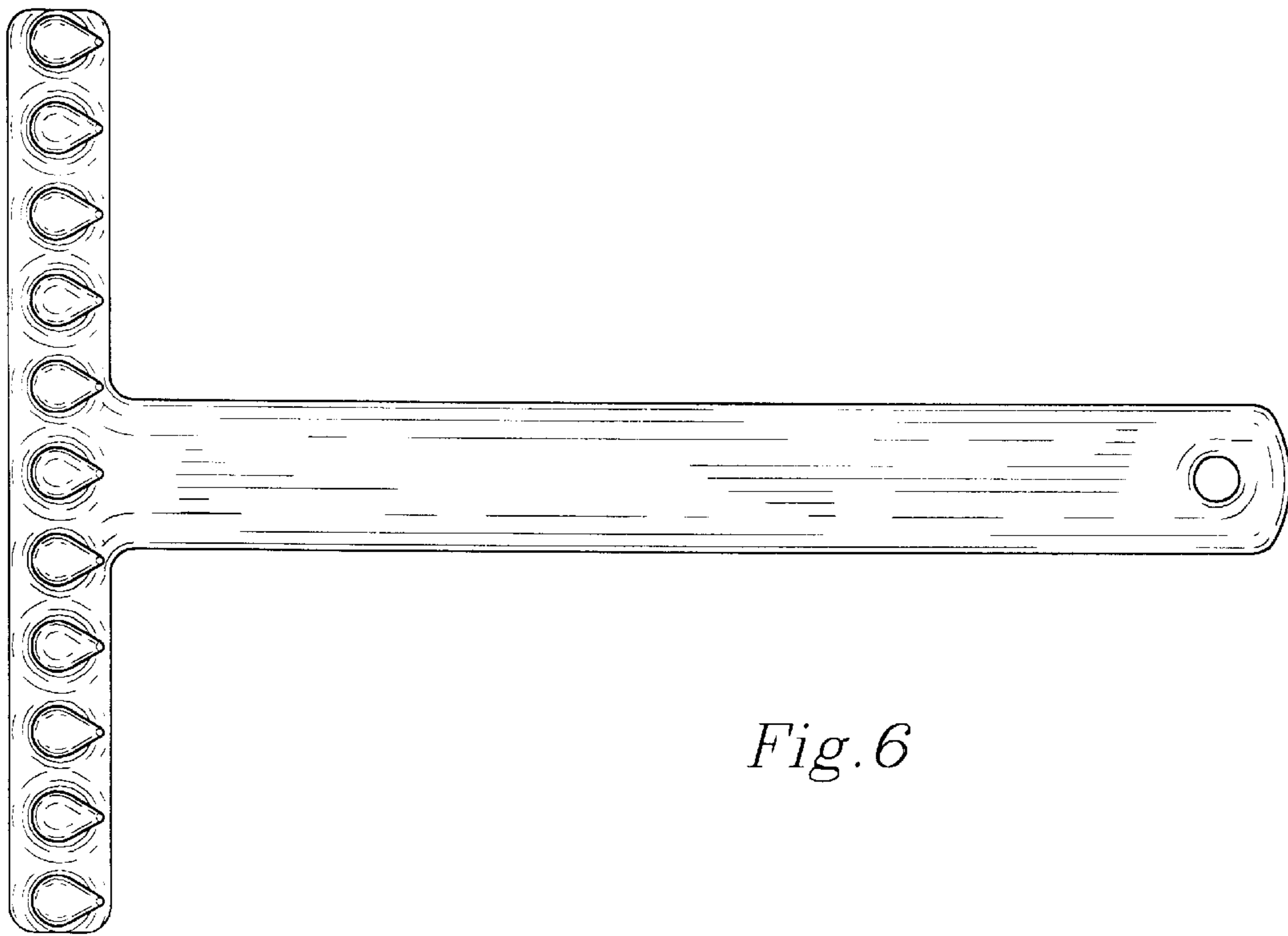
*Fig. 3*



*Fig. 4*



*Fig. 5*



*Fig. 6*