



US00D422753S

**United States Patent** [19]  
**Einarson**

[11] **Patent Number: Des. 422,753**

[45] **Date of Patent: \*\* Apr. 11, 2000**

- [54] **EYE MAKEUP COMPACT WITH ENLARGING MIRROR**
- [76] Inventor: **Norman S Einarson**, 17 Sarah St., Burlington, Mass. 01803
- [\*\*] Term: **14 Years**
- [21] Appl. No.: **29/082,408**
- [22] Filed: **Jan. 21, 1998**
- [51] **LOC (6) Cl.** ..... **28-03**
- [52] **U.S. Cl.** ..... **D28/77; D28/64.3; D28/83**
- [58] **Field of Search** ..... D28/76-84; 132/293-307, 132/314-316; 206/235, 581, 823; 220/DIG. 26

[56] **References Cited**

**U.S. PATENT DOCUMENTS**

D. 282,300	1/1986	Bakic	.....	D28/83
D. 291,608	8/1987	Chevassus	.....	D28/83
D. 291,609	8/1987	Bakic	.....	D28/83
D. 302,604	8/1989	Bakic	.....	D28/83
D. 305,947	2/1990	Chevassus	.....	D28/78
D. 321,416	11/1991	Bakic	.....	D28/83
D. 332,328	1/1993	Lombardi, Jr.	.....	D28/83
4,569,438	2/1986	Sheffler	.....	206/37
5,107,871	4/1992	Butcher et al.	.....	132/304
5,431,176	7/1995	Favre	.....	132/295

**FOREIGN PATENT DOCUMENTS**

607922	7/1994	European Pat. Off.	.....	401/126
8807825	10/1988	WIPO	.....	401/88

**OTHER PUBLICATIONS**

Beauty Fashion, Feb. 1989, p. 8—compact on lower left.  
Beauty Fashion, Jan. 1988, p. 7—compact in lower left corner of page.

*Primary Examiner*—Ted Shooman  
*Assistant Examiner*—C. Tuttle  
*Attorney, Agent, or Firm*—Mark P. White

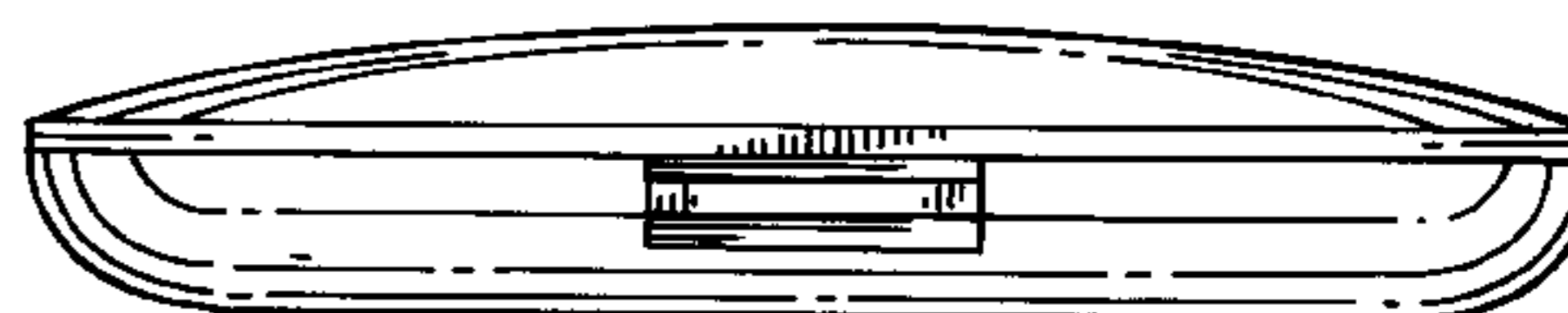
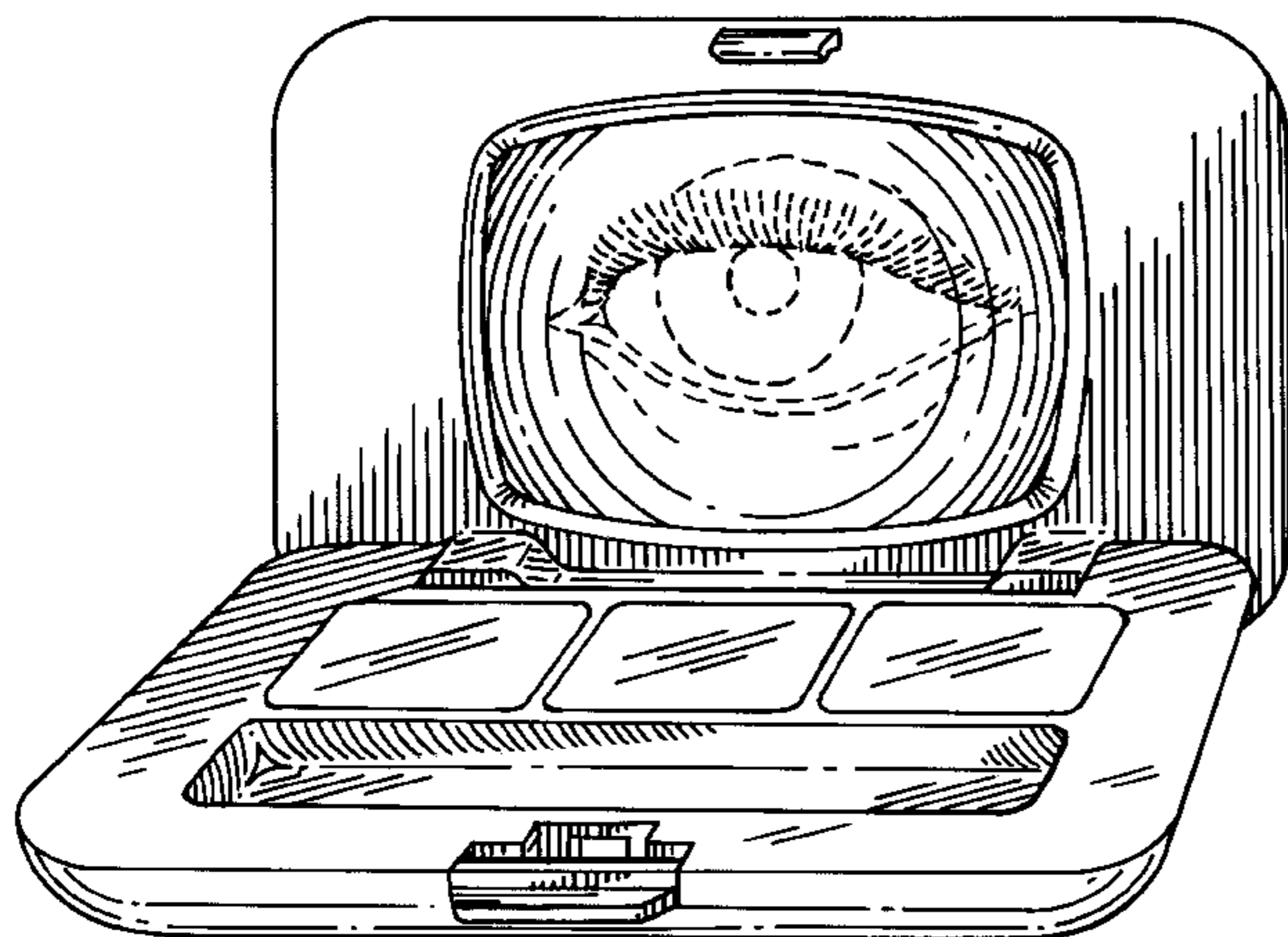
[57] **CLAIM**

The ornamental design for an eye makeup compact with enlarging mirror, as shown and described.

**DESCRIPTION**

FIG. 1 depicts a perspective view of the inside of the eye makeup compact with enlarging mirror;  
FIG. 2 depicts a top plan view of the eye makeup compact with enlarging mirror shown in the closed position, revealing the convex enlarging mirror;  
FIG. 3 depicts a bottom plan view of FIG. 2;  
FIG. 4 depicts a right-side elevation view of FIG. 2;  
FIG. 5 depicts a left side elevation view of FIG. 2 with cover open;  
FIG. 6 depicts a front elevation view of FIG. 2; and,  
FIG. 7 depicts a rear elevation view of FIG. 2.  
The portions of the compact interior that are not visible in FIG. 1. are not being claimed.  
The broken lines showing the human eye are for illustrative purposes only, and form no part of the claimed design.

**1 Claim, 2 Drawing Sheets**



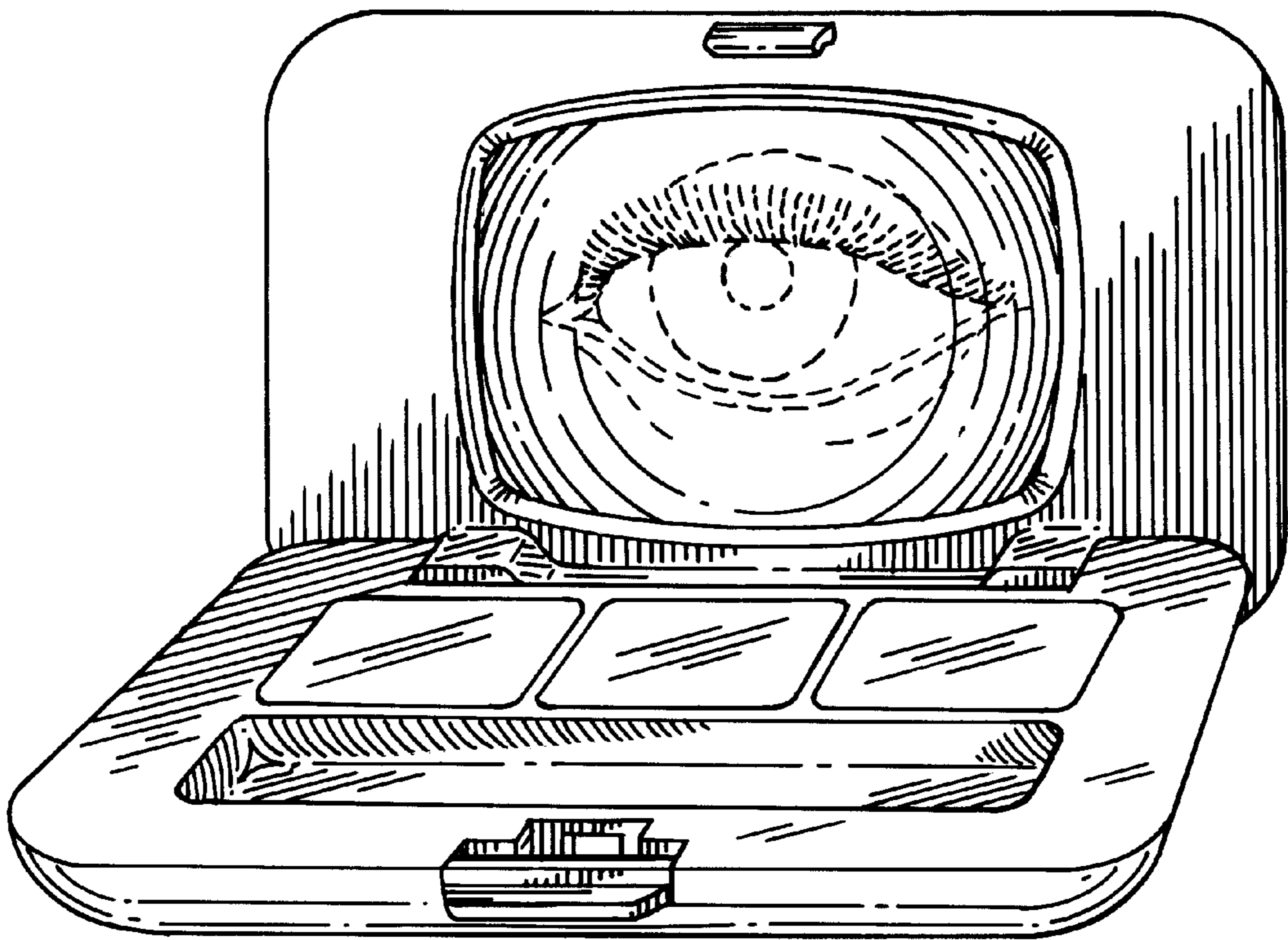


FIG. 1

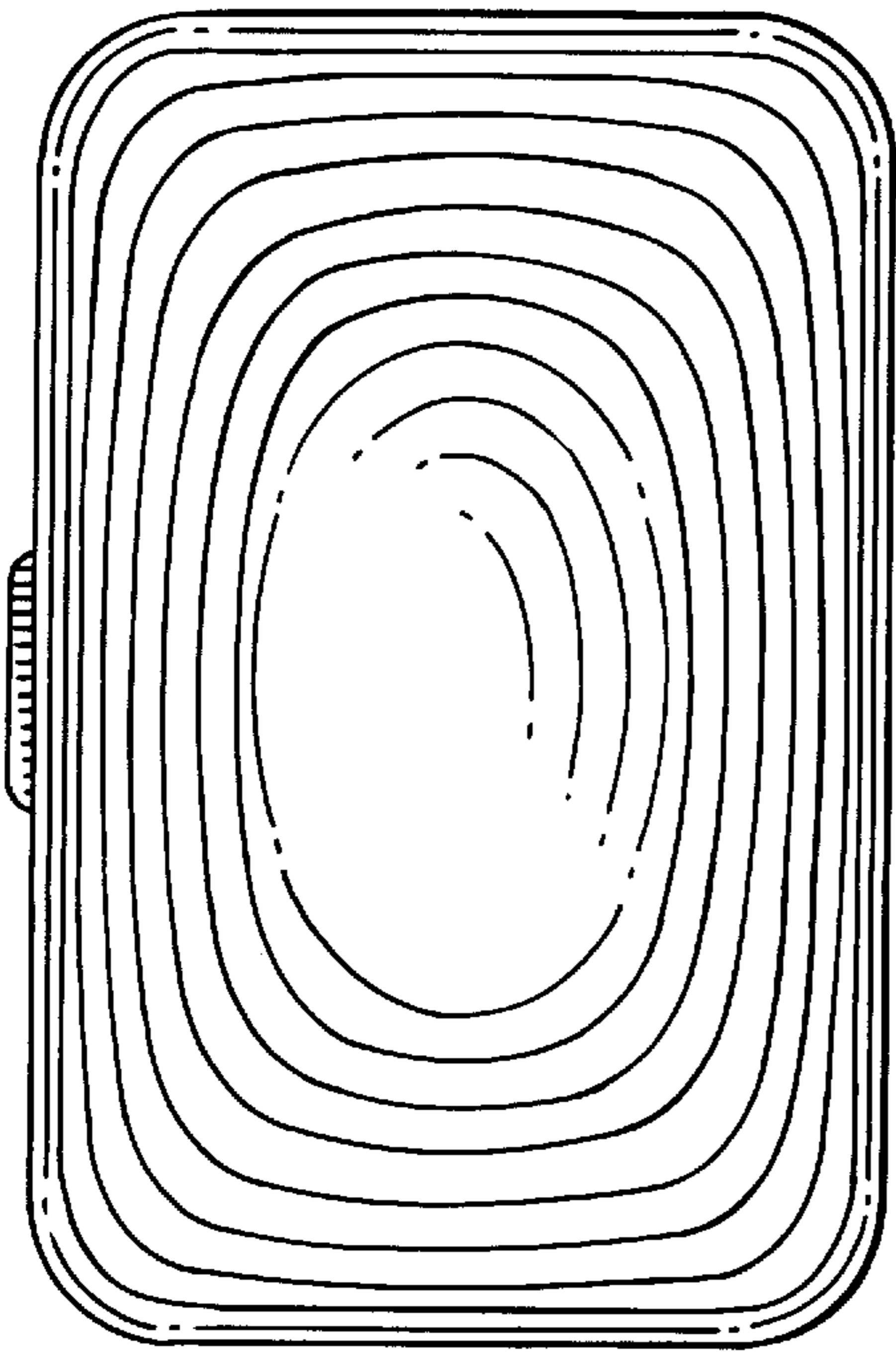


FIG. 2

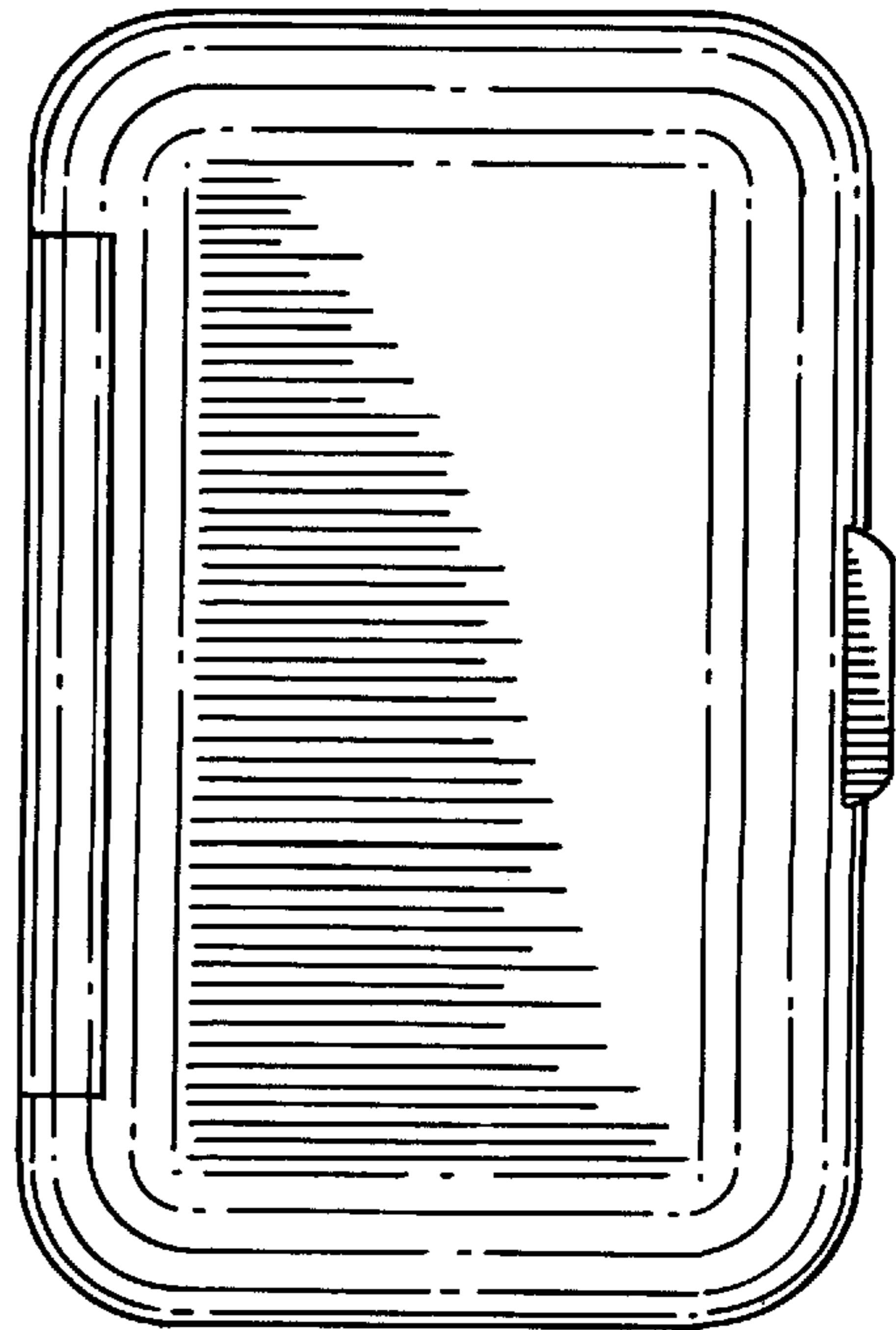


FIG. 3

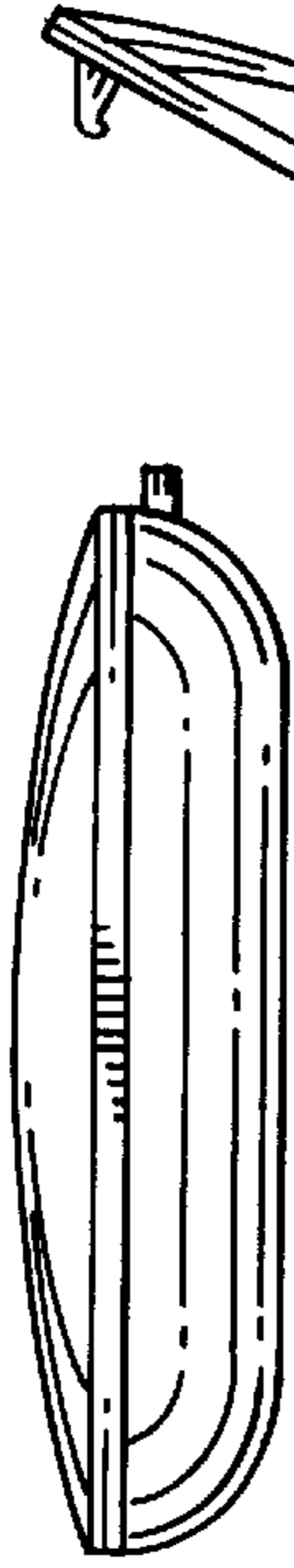


FIG. 4

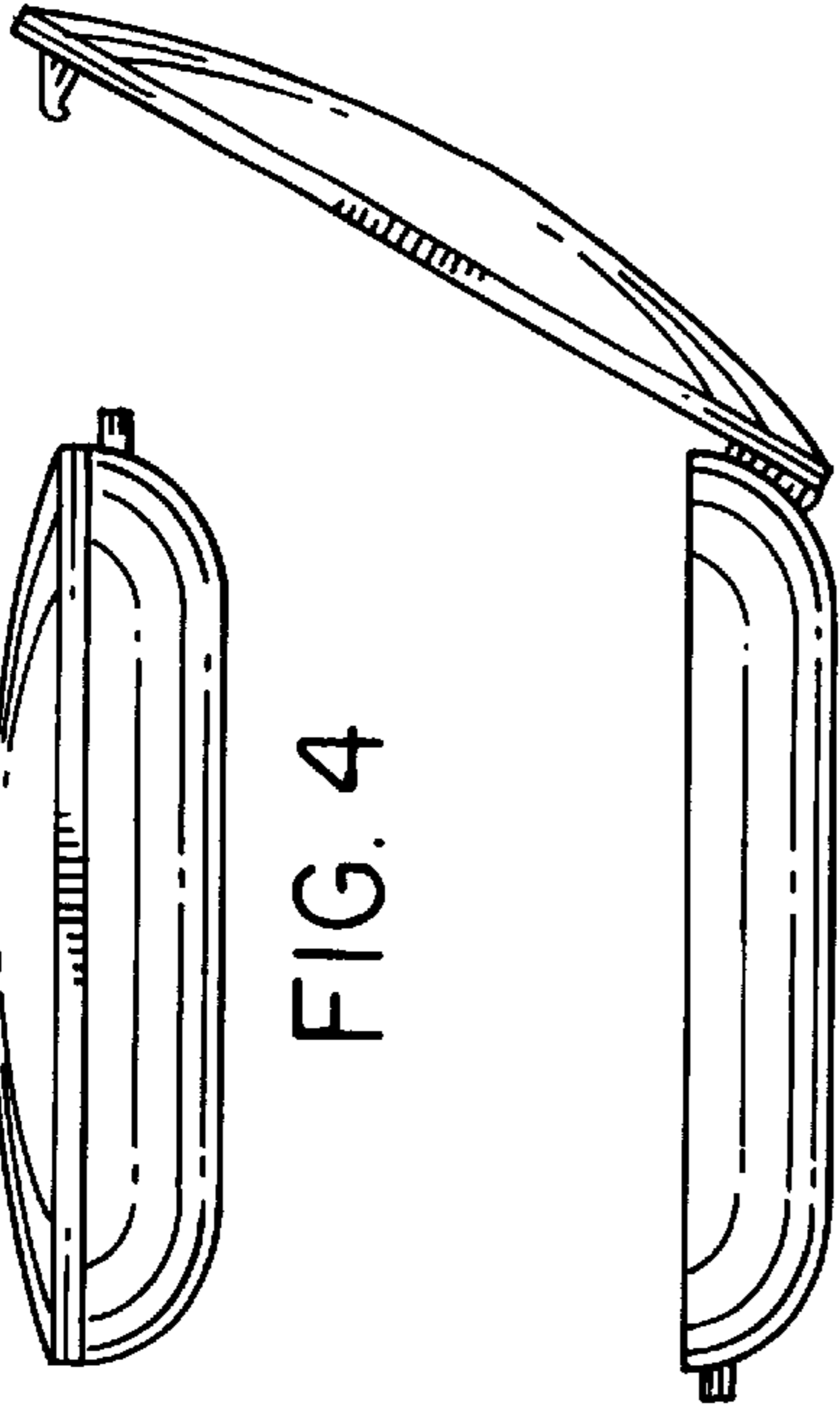


FIG. 5




FIG. 6

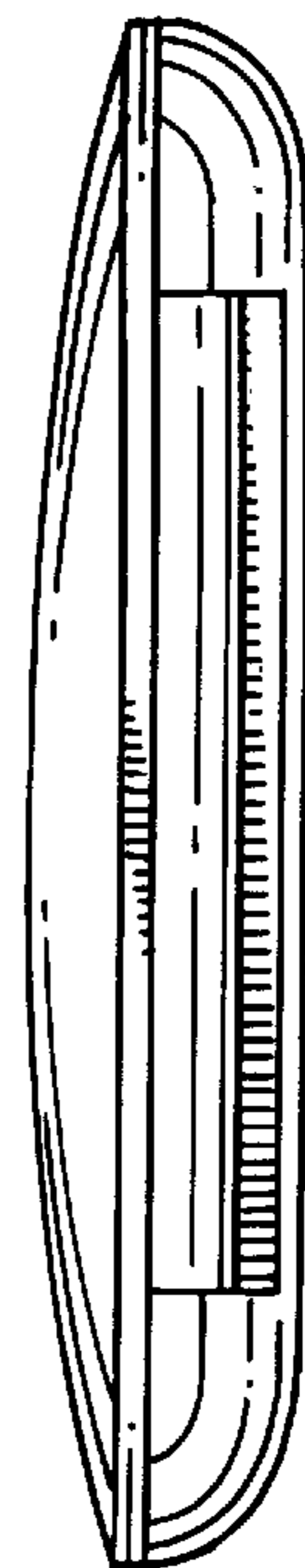


FIG. 7