



US00D422750S

United States Patent [19] Chou

[11] Patent Number: Des. 422,750

[45] Date of Patent: ** Apr. 11, 2000

[54] BARRETTE

5,913,316 6/1999 Chou 132/275

[76] Inventor: Chi-Hsiung Chou, P.O. Box 90, Tainan City, Taiwan

Primary Examiner—Ted Shooman
Assistant Examiner—C Tuttle

[**] Term: 14 Years

[57] CLAIM

[21] Appl. No.: 29/102,974

The ornamental design for a barrette, as shown and described.

[22] Filed: Apr. 6, 1999

DESCRIPTION

[51] LOC (6) Cl. 28-03

[52] U.S. Cl. D28/41

[58] Field of Search D28/39-43; D2/865, D2/866, 875, 894; 132/273, 275; 2/171, 174, 209.11, 209.13, 209.14, DIG. 11

FIG. 1 is a perspective view of a barrette showing my design;

FIG. 2 is a front elevational view thereof;

FIG. 3 is a rear elevational view thereof;

FIG. 4 is a left side elevational view thereof;

FIG. 5 is a right side elevational view thereof;

FIG. 6 is a top plan view thereof; and,

FIG. 7 is a bottom plan view thereof.

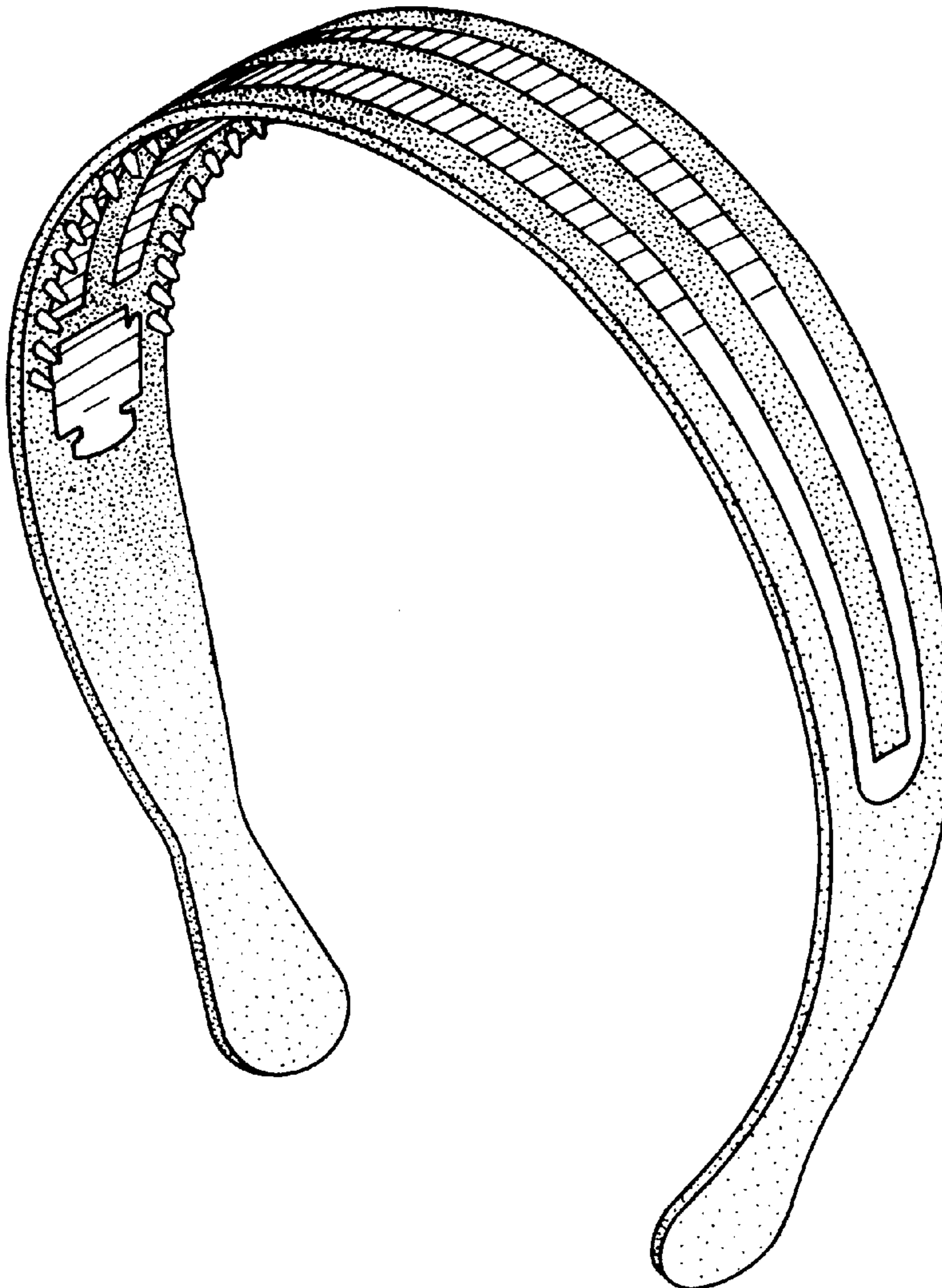
The surface(s) or portion(s) of the article not shown in the drawing or described in the specification form(s) no part of the claimed design.

[56] References Cited

U.S. PATENT DOCUMENTS

D. 40,759	7/1910	Prevear	D28/41
D. 200,735	3/1965	Mitchell	D28/41 X
D. 380,865	7/1997	Shing	D28/41
5,822,798	10/1998	Baxley	132/273 X
5,826,597	10/1998	Chou	132/273

1 Claim, 5 Drawing Sheets



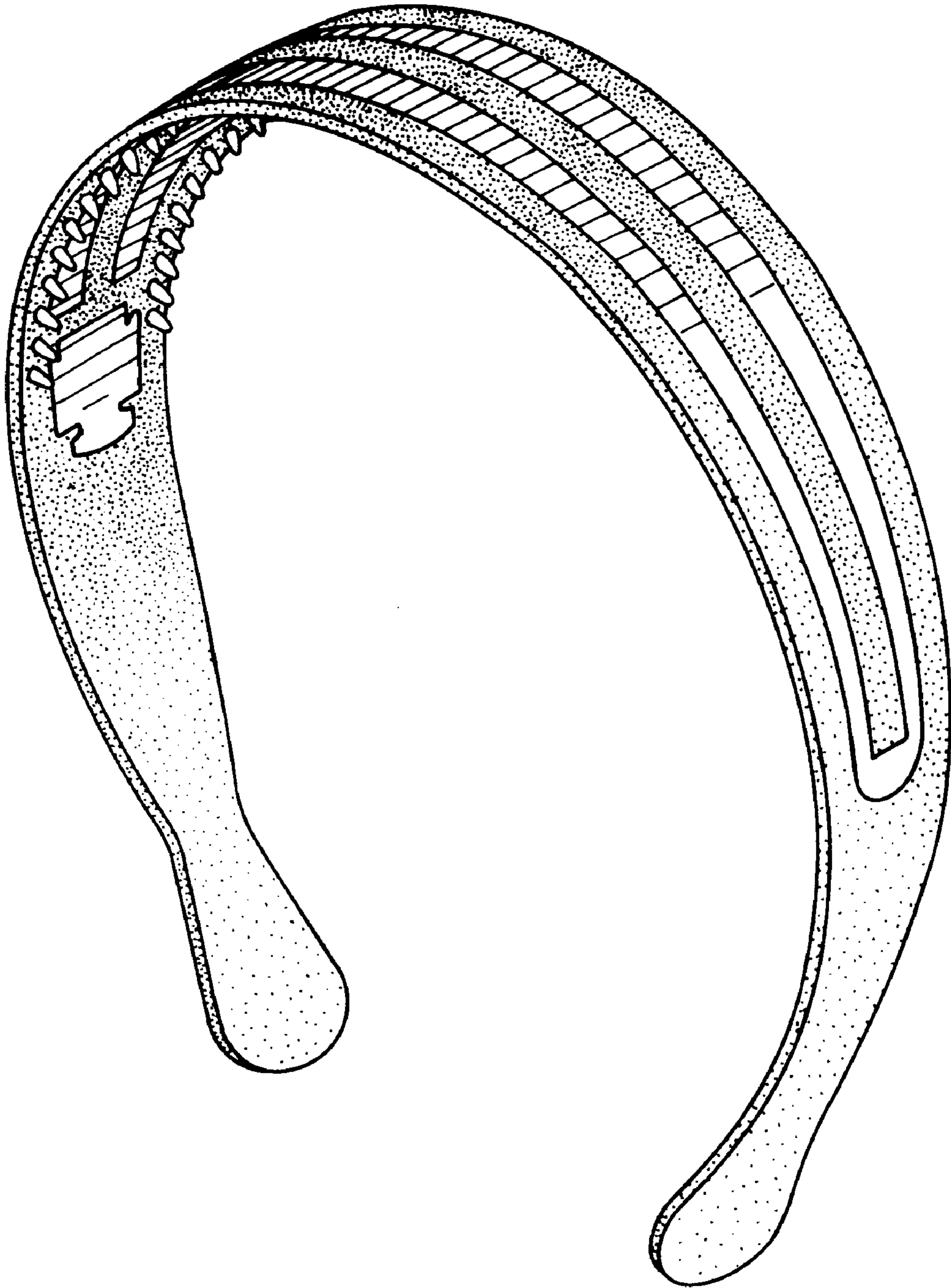


FIG. 1




FIG. 2




FIG. 3

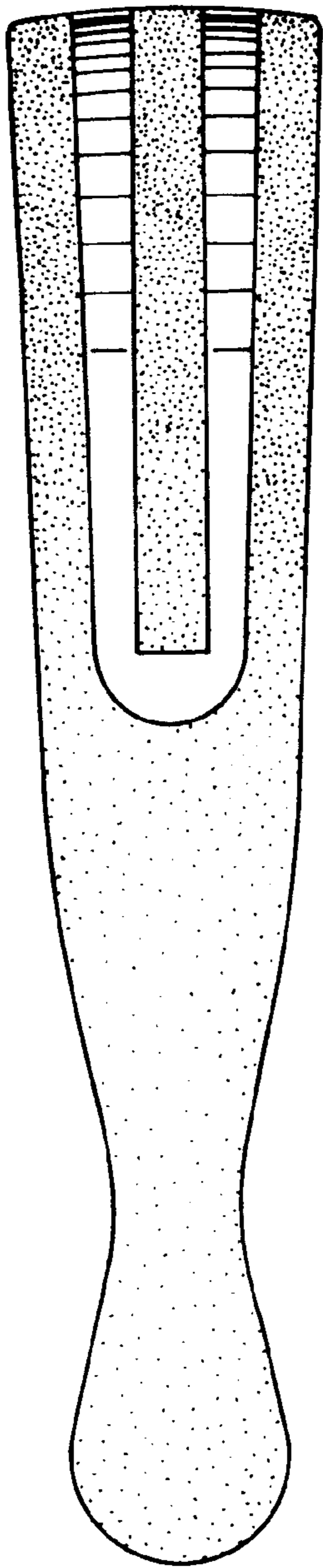


FIG. 4

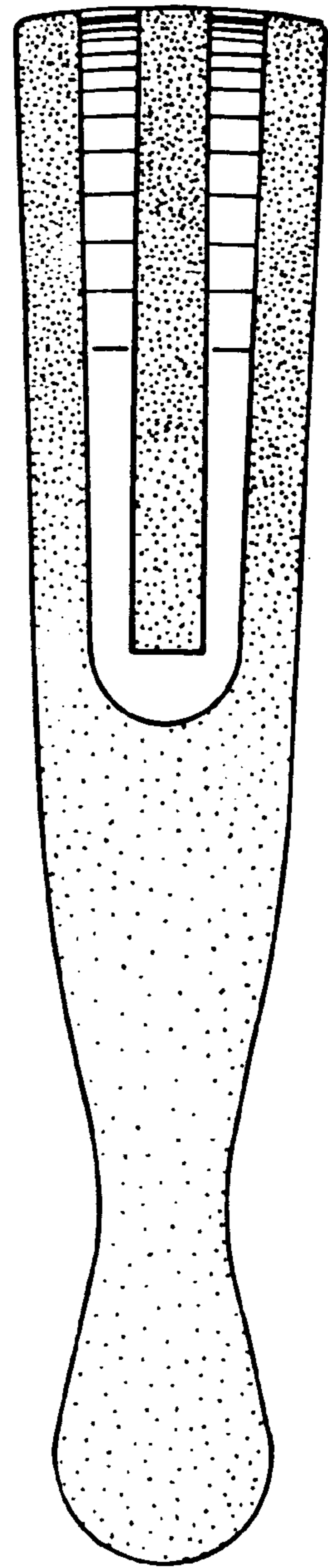


FIG. 5




FIG. 6

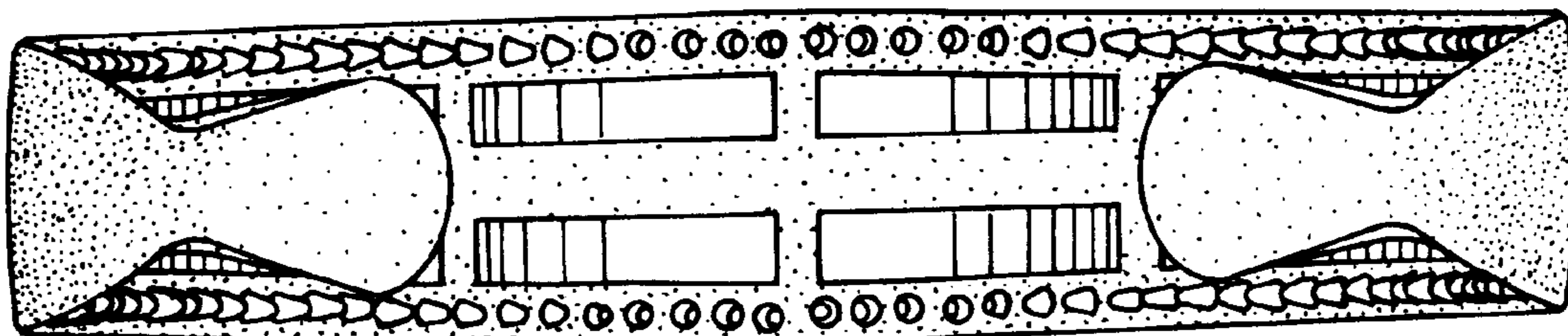


FIG. 7