



US00D422742S

# United States Patent [19]

Yoshikawa

[11] Patent Number: **Des. 422,742**

[45] Date of Patent: **\*\* Apr. 11, 2000**

[54] **COVER FOR USE IN AN ILLUMINATING DEVICE**

[76] Inventor: **Kazuhide Yoshikawa**, 28-37, Meguri 1-chome, Hirakata-shi, Osaka-fu, Japan

[\*\*] Term: **14 Years**

[21] Appl. No.: **29/107,254**

[22] Filed: **Jun. 30, 1999**

**Related U.S. Application Data**

[62] Division of application No. 29/082,047, Jan. 13, 1998.

[30] **Foreign Application Priority Data**

Aug. 12, 1997	[JP]	Japan	9-064720
Aug. 12, 1997	[JP]	Japan	9-064721
Nov. 7, 1997	[JP]	Japan	9-074289

[51] **LOC (6) Cl.** ..... **26-05**

[52] **U.S. Cl.** ..... **D26/125**

[58] **Field of Search** ..... D26/67, 68, 73, D26/101, 125, 118, 128-136; 362/806, 808, 363, 326, 329, 334, 339, 340, 347, 350

[56] **References Cited**

**U.S. PATENT DOCUMENTS**

D. 49,331	7/1916	Evans	.....	D26/134
D. 379,550	5/1997	Kuo	.....	D26/131

**OTHER PUBLICATIONS**

Taiwan Lighting, p. 141, simulative socker ball, # TC-5107, Nov. 1996.

*Primary Examiner*—Susan J. Lucas  
*Attorney, Agent, or Firm*—Jordan and Hamburg, LLP

[57] **CLAIM**

The ornamental design for a cover for use in an illuminating device, as shown and described.

**DESCRIPTION**

FIG. 1 is a front view of a cover for use in an illuminating device;  
FIG. 2 is a top view of the cover;  
FIG. 3 is a rear view of the cover;  
FIG. 4 is a bottom view of the cover;  
FIG. 5 is a right side view of the cover; and,  
FIG. 6 is a left side view of the cover.

**1 Claim, 3 Drawing Sheets**

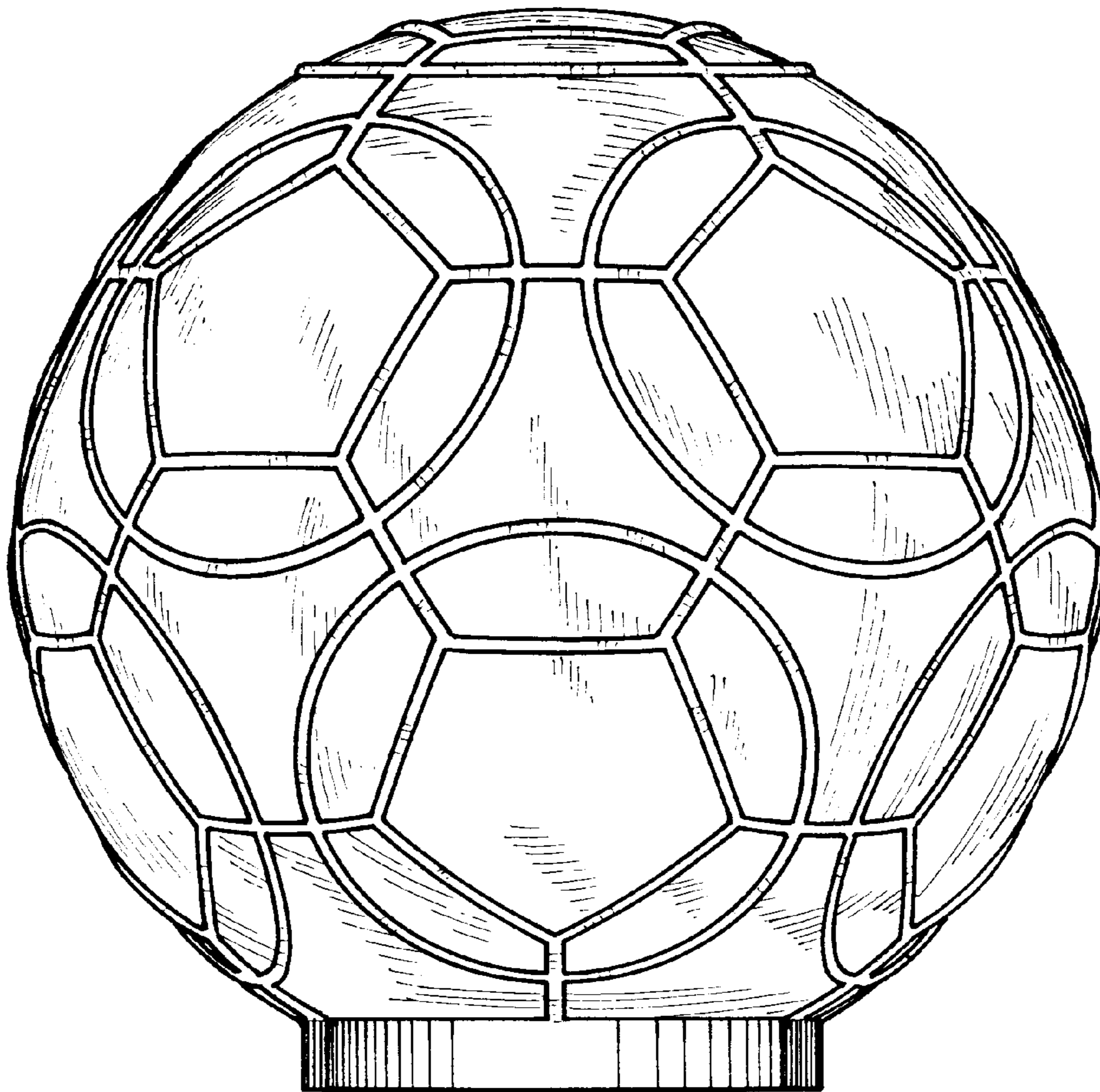


FIG. 1

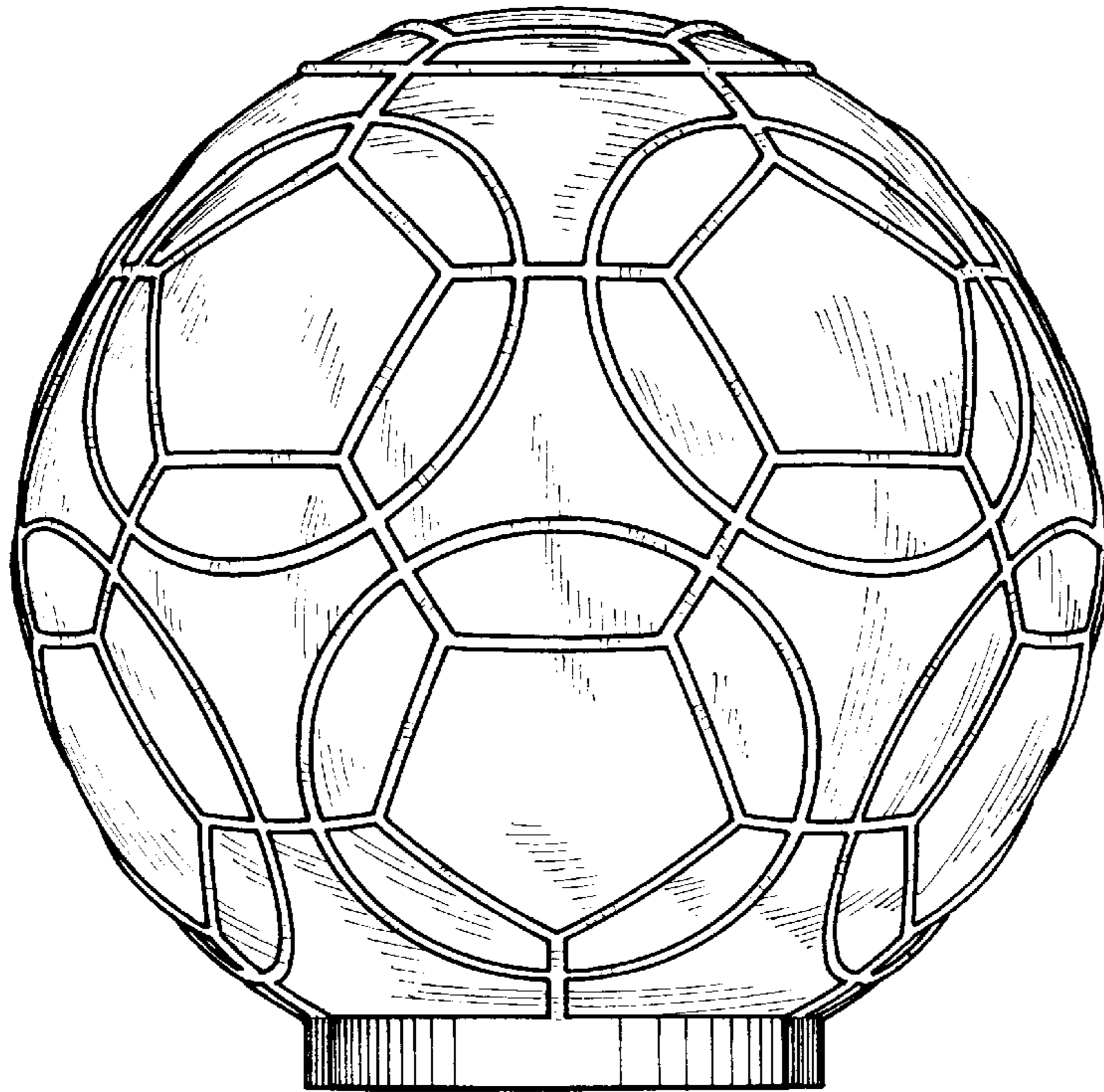


FIG. 2




FIG. 3




FIG. 4




FIG. 5

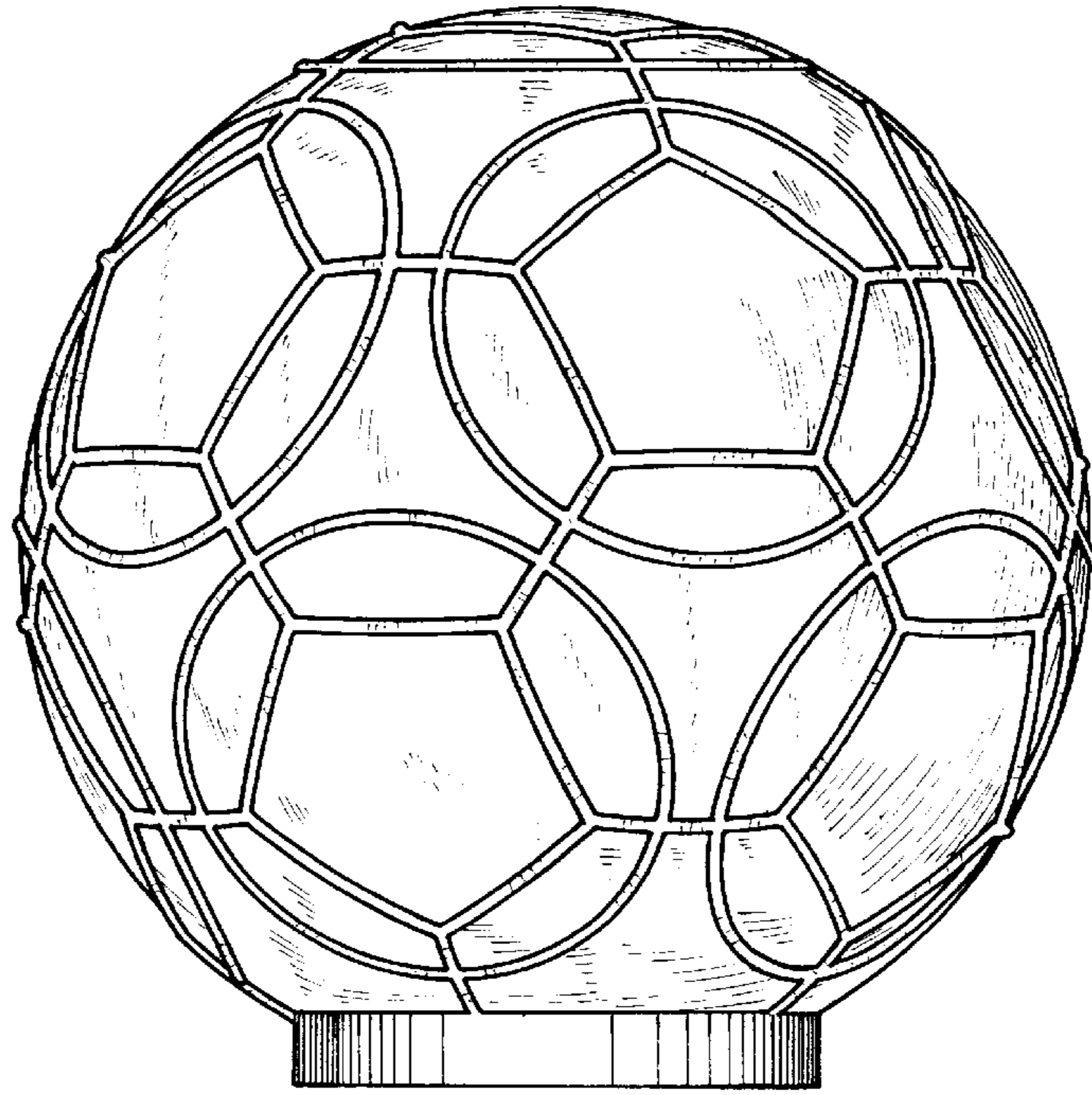


FIG. 6

