



US00D422738S

# United States Patent [19] Spitler

[11] **Patent Number: Des. 422,738**

[45] **Date of Patent: \*\* Apr. 11, 2000**

[54] **INDOOR HALOGEN LAMP**

5,813,751 9/1998 Shaffer ..... 362/249

[75] Inventor: **Brian Spitler**, Elon College, N.C.

### OTHER PUBLICATIONS

[73] Assignee: **Regent Lighting Corporation**,  
Burlington, N.C.

Amerlux lighting catalog, p. 4, lighting system parts 2 and 4, 1986.

[\*\*] Term: **14 Years**

*Primary Examiner*—Susan J. Lucas

*Attorney, Agent, or Firm*—Niro, Scavone, Haller & Niro

[21] Appl. No.: **29/099,745**

### [57] CLAIM

[22] Filed: **Jan. 28, 1999**

I claim the ornamental design for an indoor halogen lamp, as shown and described.

[51] **LOC (6) Cl.** ..... **26-05**

### DESCRIPTION

[52] **U.S. Cl.** ..... **D26/86**

[58] **Field of Search** ..... D26/24, 72, 80,  
D26/81, 84, 85, 86, 87, 88, 89, 92, 113,  
60, 63, 65; 362/404-408, 432, 147, 376,  
377, 378, 286, 287, 269, 275, 418, 419,  
427

FIG. 1 is a perspective view taken from the left side of an indoor halogen lamp showing my new design;

FIG. 2 is a top plan view thereof;

FIG. 3 is a front elevational view thereof;

FIG. 4 is a bottom plan view thereof; and,

FIG. 5 is a side elevational view thereof.

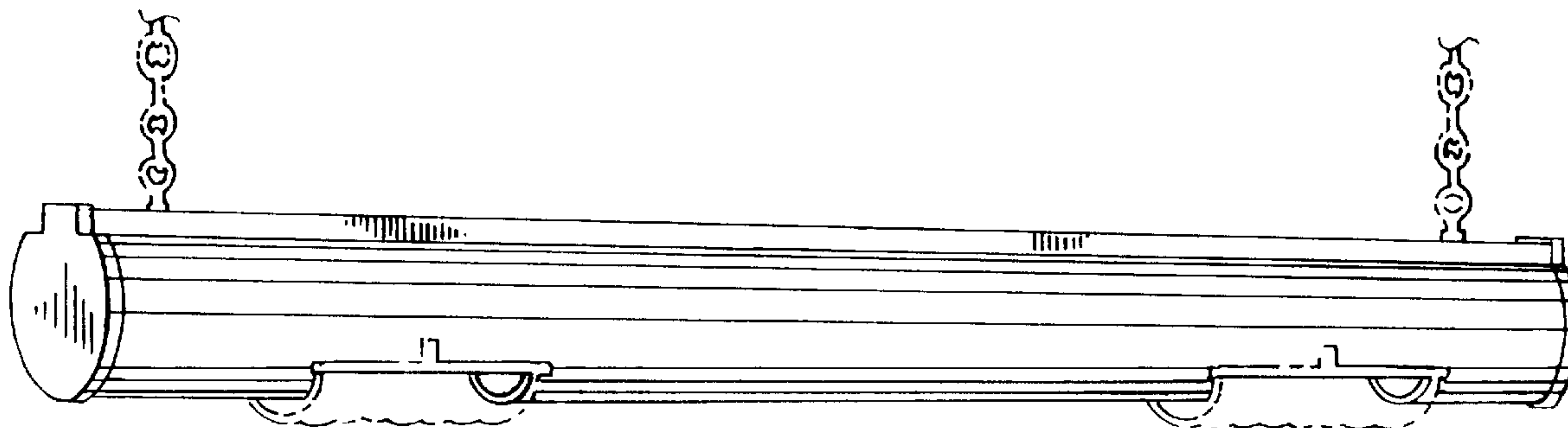
The broken lines are shown for illustrative purposes only and form no part of the claimed design.


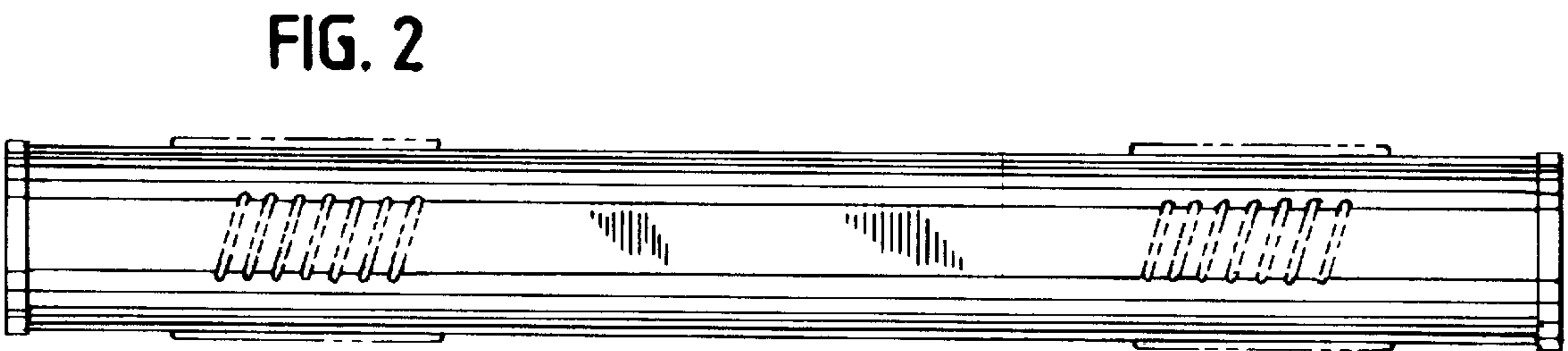

### [56] References Cited

#### U.S. PATENT DOCUMENTS


D. 401,376 11/1998 Ho ..... D26/86

**1 Claim, 1 Drawing Sheet**

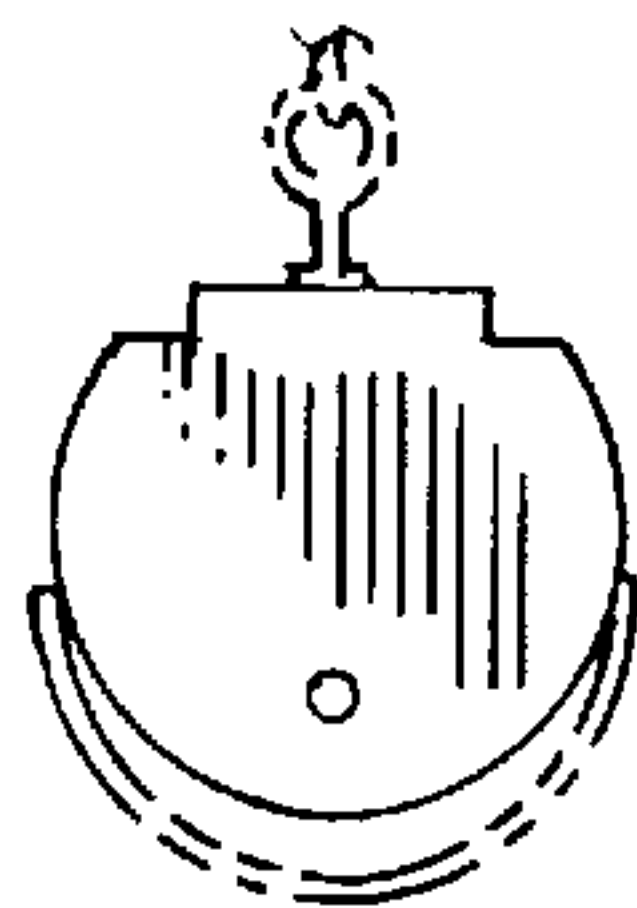




**FIG. 3**



**FIG. 4**



**FIG. 5**