



US00D422727S

United States Patent [19]

McCalla et al.

[11] Patent Number: **Des. 422,727**

[45] Date of Patent: **** Apr. 11, 2000**

[54] **LIGHTED SCREWDRIVER HANDLE**

[75] Inventors: **Gavin McCalla; William R. Lutz**, both of Cumming, Ga.

[73] Assignee: **McCalla Co.**, Alpharetta, Ga.

[**] Term: **14 Years**

[21] Appl. No.: **29/090,407**

[22] Filed: **Jul. 8, 1998**

Related U.S. Application Data

[63] Continuation-in-part of application No. 29/083,862, Feb. 19, 1998.

[51] **LOC (6) Cl.** **26-02**

[52] **U.S. Cl.** **D26/38; D8/87**

[58] **Field of Search** D26/37-50; D8/82, D8/83, 84, 85, 86, 87; 362/157, 158, 171, 172, 178, 181, 183, 192, 194, 196, 197, 200-206, 119, 120

[56] References Cited

U.S. PATENT DOCUMENTS

D. 182,397	4/1958	Blum .	
D. 197,757	3/1964	Nagamori	D93/4
D. 323,449	1/1992	Corona et al.	D8/83
D. 327,827	7/1992	Kwan	D8/61
D. 328,699	8/1992	Shaanan et al.	D8/82
D. 330,497	10/1992	Hsin	D8/68
D. 331,356	12/1992	Amsberry	D8/68
D. 340,633	10/1993	Badiali	D8/85
D. 358,316	5/1995	Markwart et al.	D8/82
D. 363,012	10/1995	Humphries	D26/38
D. 364,694	11/1995	Silvia	D26/38
D. 376,305	12/1996	Kung	D8/82
D. 383,660	9/1997	Anderson	D8/83
D. 401,130	11/1998	Maier et al.	D26/38
1,144,210	6/1915	Kincaid .	
1,439,404	12/1922	Cotharin	240/6.46
1,603,985	10/1926	Rosenberg .	
1,635,933	7/1927	Genoves .	
2,242,536	5/1941	Montgomery	240/6.46
2,288,093	6/1942	Kaffenberger et al.	240/6.46

2,341,375	2/1944	Hambleton	240/6.46
2,466,342	1/1949	Watts	240/6.46
2,706,769	4/1955	Cook	240/6.46
2,736,792	2/1956	Freeland	240/6.46
2,773,974	12/1956	Markett	240/6.46
2,783,364	2/1957	Wood, Jr.	240/6.46
3,185,832	5/1965	Nagamori	240/6.46
3,603,782	9/1971	Wortmann	240/6.46
3,919,541	11/1975	Chao	240/6.46

(List continued on next page.)

FOREIGN PATENT DOCUMENTS

0 306 461 A1	3/1989	European Pat. Off. .
0 421 721 A2	10/1991	European Pat. Off. .
2 031 316	11/1982	United Kingdom .
2 053 438	4/1983	United Kingdom .
2 272 967	6/1996	United Kingdom .

OTHER PUBLICATIONS

Photographs of a "Craftsman" screwdriver (undated) prior to Jul. 8, 1998.

Primary Examiner—Marcus A. Jackson
Attorney, Agent, or Firm—Needle & Rosenberg, P.C.

[57] CLAIM

The new and ornamental design for a lighted screwdriver handle, as shown and described.

DESCRIPTION

FIG. 1 is a perspective view of a lighted screwdriver handle of the present invention, with the broken lines showing for illustrative purposes only and forming no part of the claimed design;

FIG. 2 is a side elevational view of FIG. 1, with the opposite side being a mirror image.

FIG. 3 is a front end view of FIG. 1.

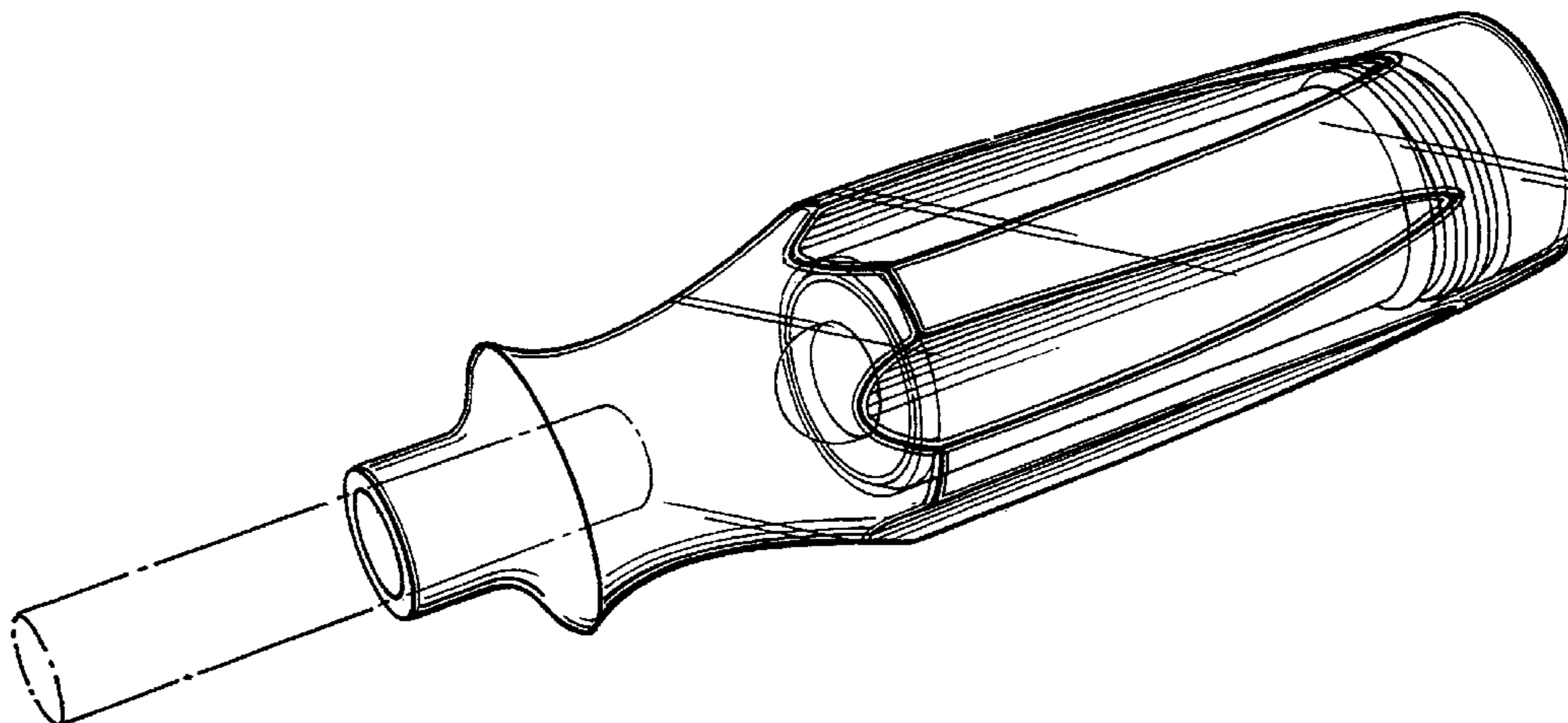
FIG. 4 is a back end view of FIG. 1.

FIG. 5 is an exploded perspective view of FIG. 1.

FIG. 6 is a cross-sectional view along line 6—6 in FIG. 3; and,

FIG. 7 is a cross-sectional view along line 7—7 in FIG. 2.

1 Claim, 2 Drawing Sheets



U.S. PATENT DOCUMENTS

4,283,757	8/1981	Nalbandian et al.	362/120	5,473,519	12/1995	McCallops et al.	362/120
4,768,137	8/1988	Hwaw et al.	362/120	5,510,962	4/1996	Hsiao	362/120
4,936,171	6/1990	Berg	81/451	5,515,249	5/1996	Shiao	362/119
5,124,893	6/1992	Jeng	362/120	5,550,719	8/1996	Kuo	362/120
5,211,468	5/1993	Jeng	362/120	5,577,829	11/1996	Hall	362/119
5,265,504	11/1993	Fruhm	81/439	5,584,565	12/1996	Berg	362/120
5,369,555	11/1994	McKain et al.	362/120	5,628,556	5/1997	Hrabar et al.	362/119
				5,713,656	2/1998	Lin	362/120

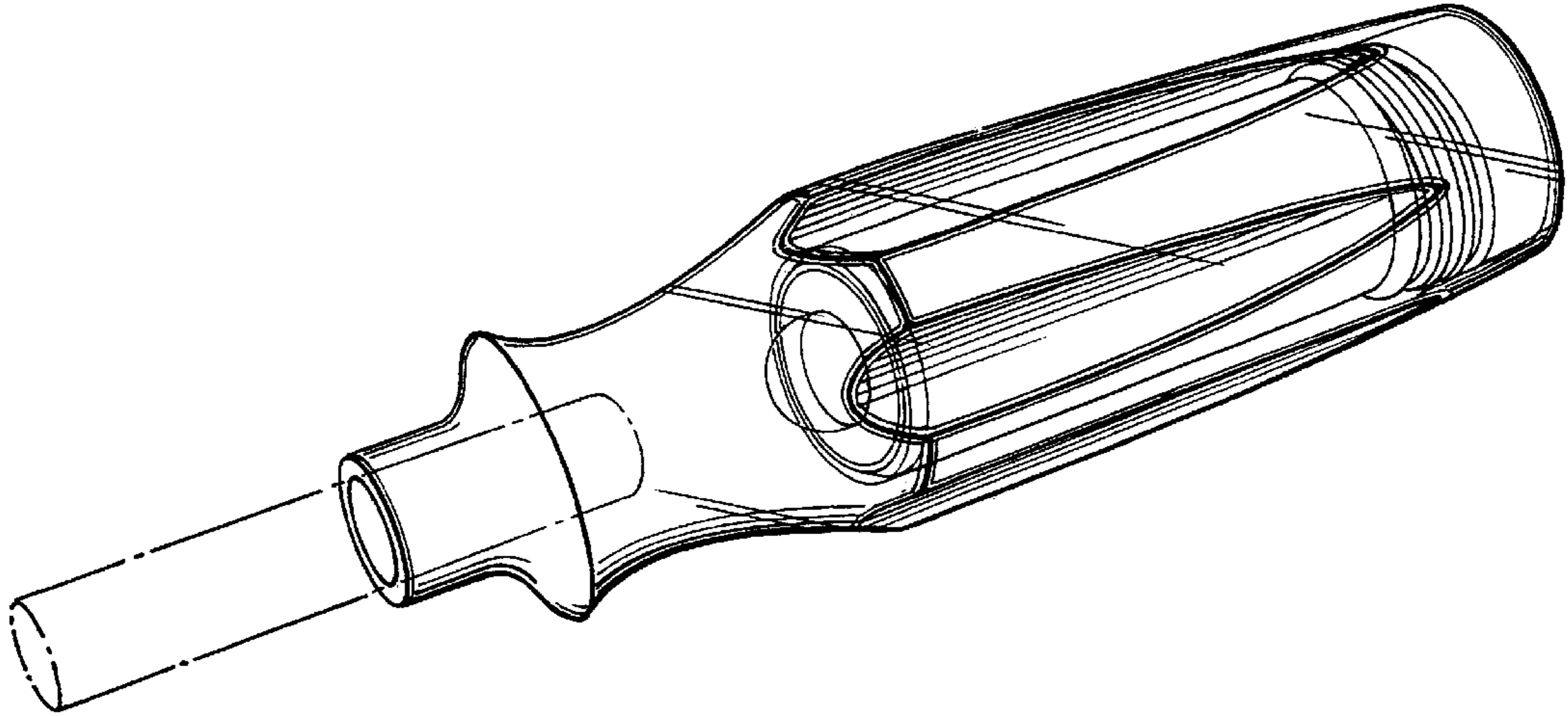


FIG 1

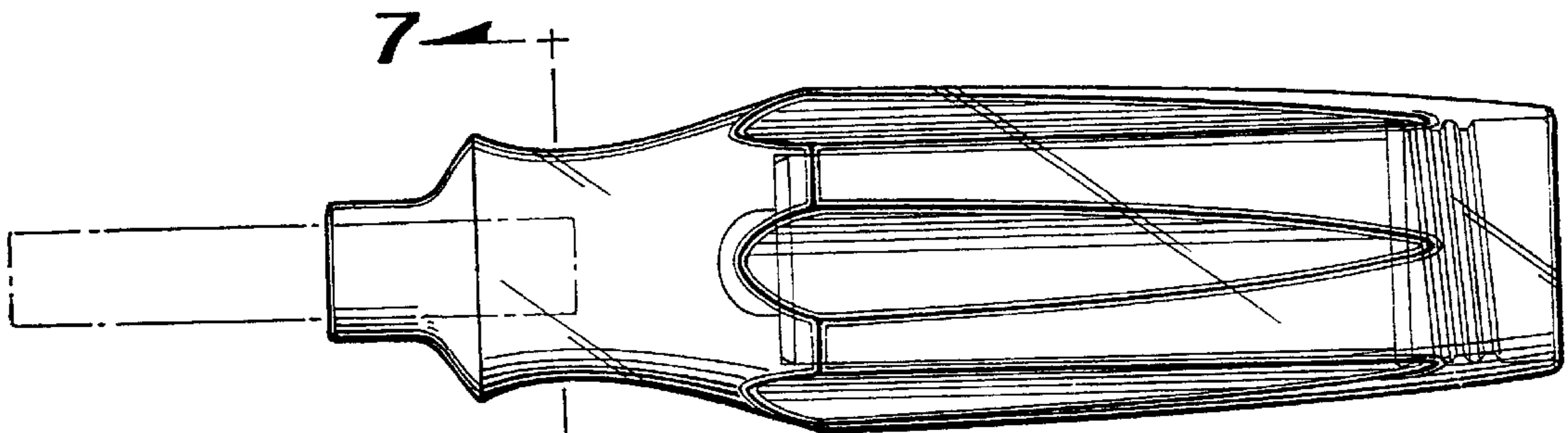


FIG 2

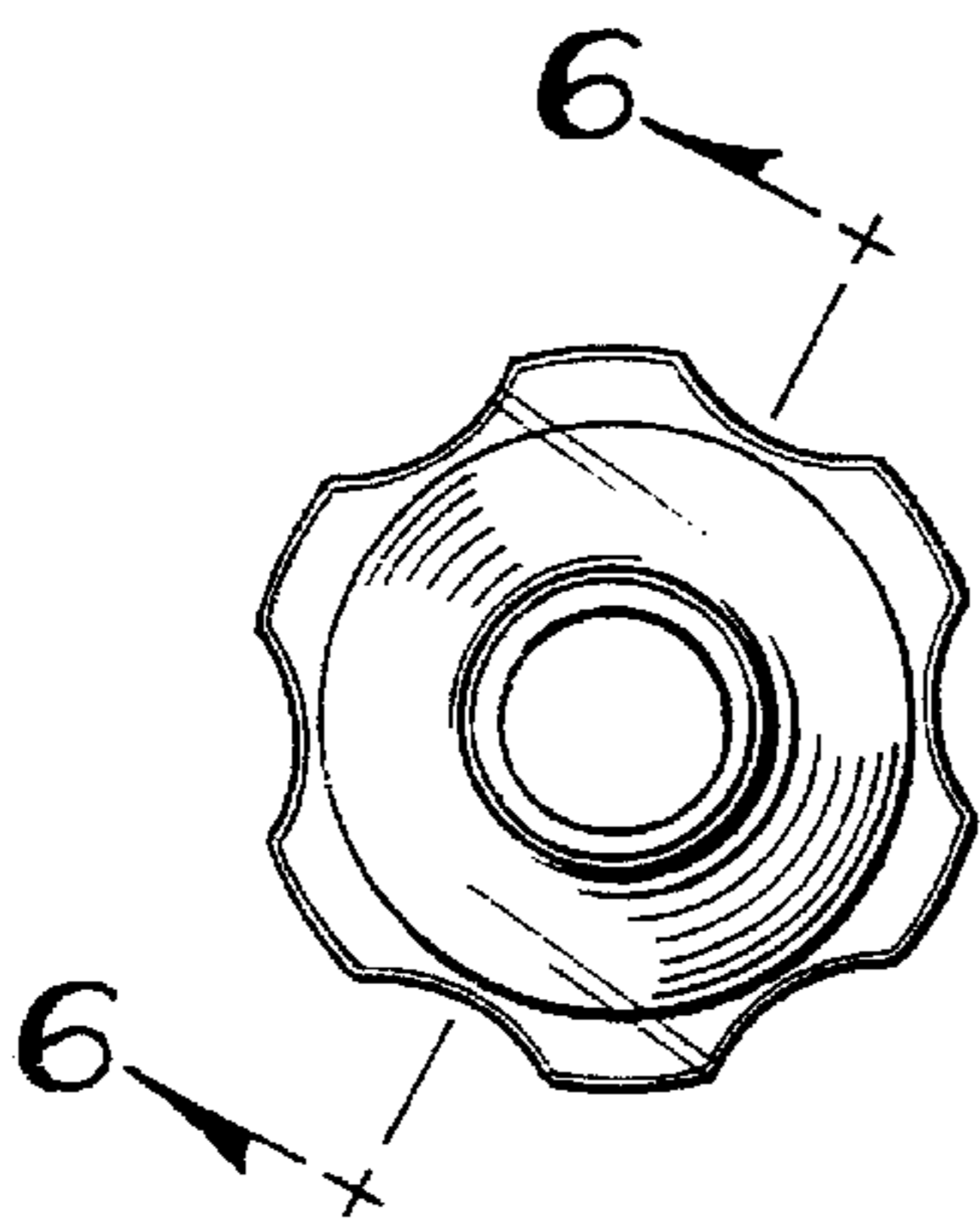


FIG 3

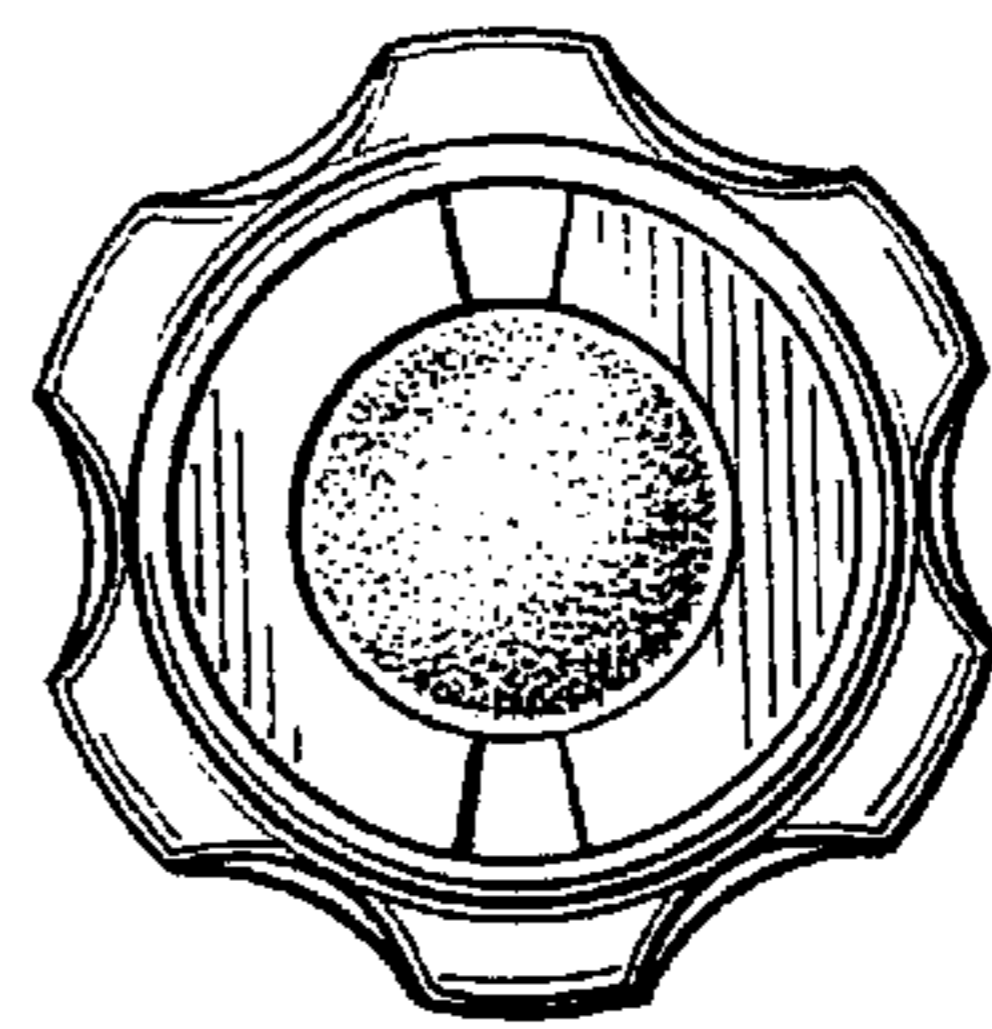


FIG 4

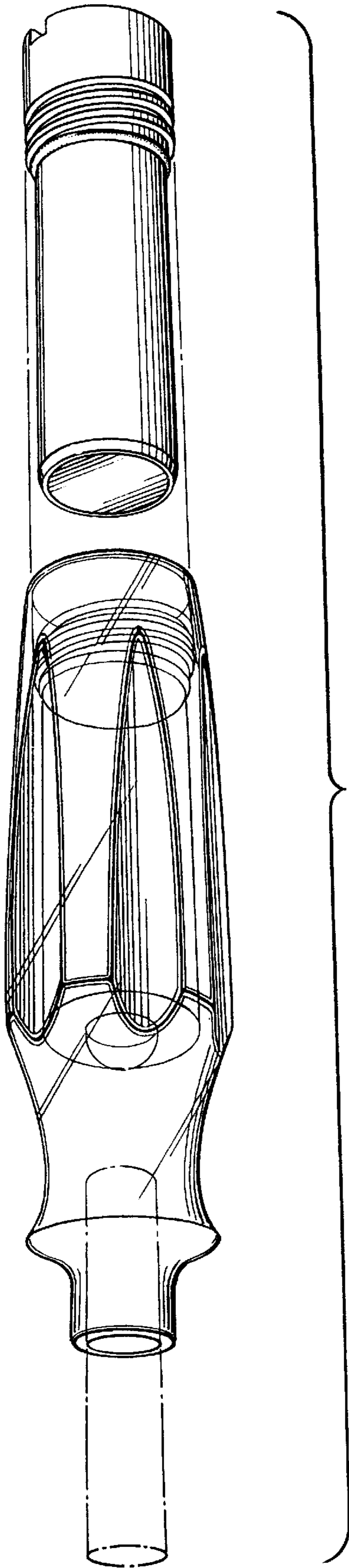


FIG 5

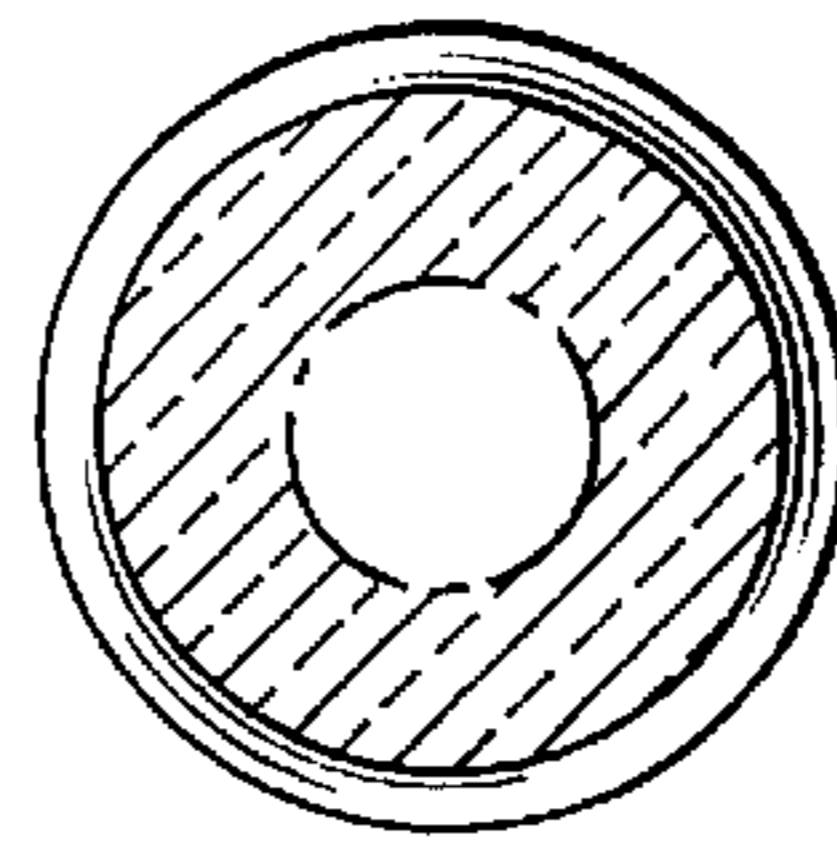


FIG 7

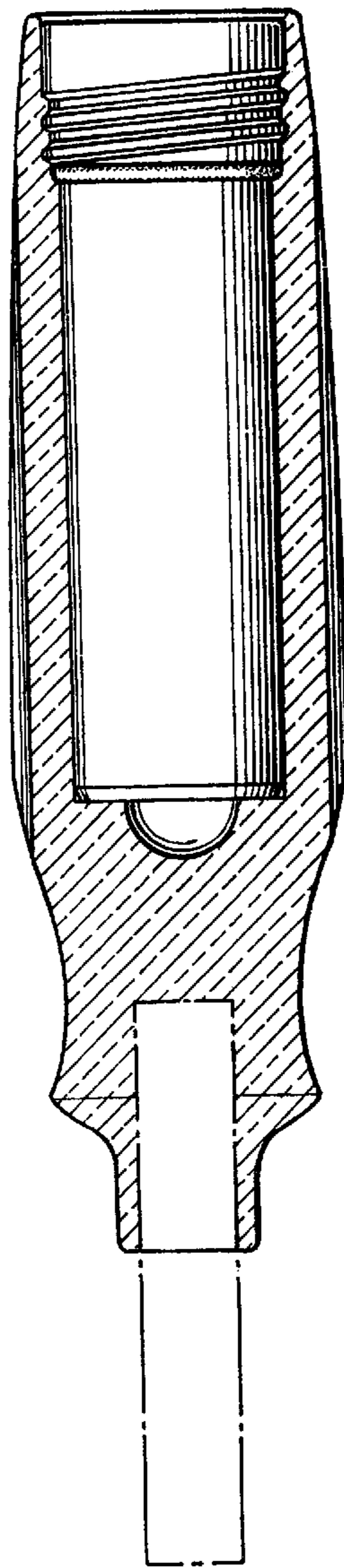


FIG 6