



US00D422715S

United States Patent [19]
Chaney et al.

[11] **Patent Number: Des. 422,715**
[45] **Date of Patent: ** Apr. 11, 2000**

[54] **DECK POST SUPPORT TUBE** 4,923,336 5/1990 Schmidt 405/216
5,049,005 9/1991 Lazare et al. 405/216

[75] Inventors: **Michael T. Chaney**, Middletown;
Jonathan C. Hauberg, Beavercreek;
Paul A. Siudzinski, Springboro, all of
Ohio

Primary Examiner—Doris Clark
Attorney, Agent, or Firm—Jacox, Meckstroth & Jenkins

[73] Assignee: **Dayton Technologies, Inc.**, Monroe,
Ohio

[57] **CLAIM**

[**] Term: **14 Years**

The ornamental design of a deck post support tube as shown
and described.

[21] Appl. No.: **29/106,090**

DESCRIPTION

[22] Filed: **Jun. 10, 1999**

FIG. 1 is a perspective view of a deck post support tube,
showing our new design;

[51] **LOC (6) Cl.** **25-02**

FIG. 2 is a left side view of FIG. 1;

[52] **U.S. Cl.** **D25/38**

FIG. 3 is a front view of FIG. 1, the right side and rear being
identical thereto;

[58] **Field of Search** 52/724.5, 723.1;
256/22; D25/42, 43; 405/216, 211; 14/73,
73.1

FIG. 4 is a top view thereof; and,


FIG. 5 is a bottom view thereof.

[56] **References Cited**

U.S. PATENT DOCUMENTS

D. 245,010 7/1977 Bajorek et al. D25/38

1 Claim, 1 Drawing Sheet






FIG-1

FIG-2

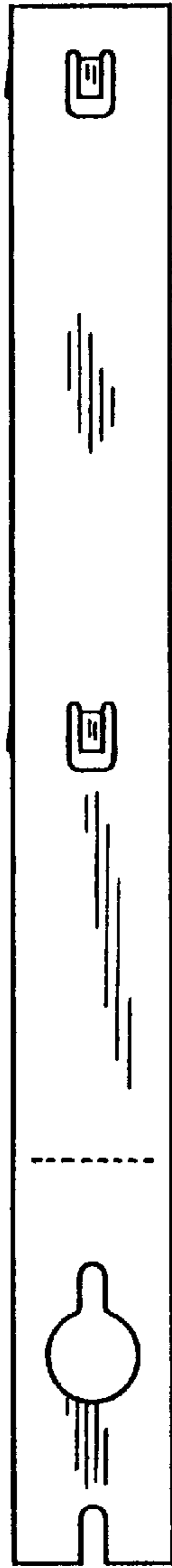


FIG-3

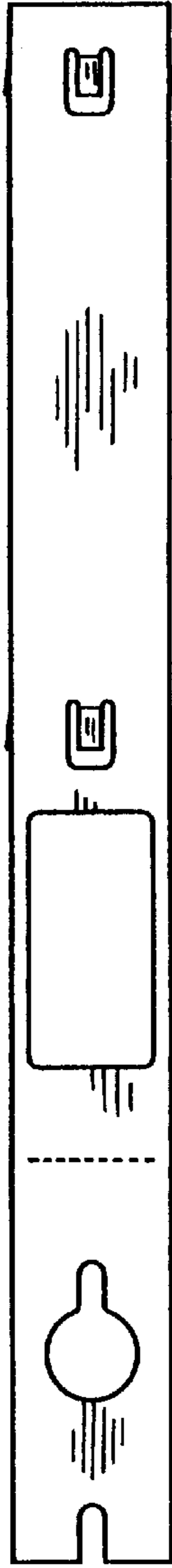


FIG-4




FIG-5

