



US00D422713S

United States Patent [19]

[11] **Patent Number: Des. 422,713**

Lee

[45] **Date of Patent: ** Apr. 11, 2000**

[54] **ELECTRONIC PILLBOX**

| | | | |
|------------|--------|----------------------|------------|
| D. 393,203 | 4/1998 | Saltzman et al. | D9/341 |
| 5,088,056 | 2/1992 | McIntosh et al. | 340/309.15 |
| 5,408,443 | 4/1995 | Weinberger | 340/309.15 |
| 5,802,940 | 9/1998 | Jaeger | 206/531 X |

[75] Inventor: **Simon Lee**, Causeway Bay, The Hong Kong Special Administrative Region of the People's Republic of China

[73] Assignee: **Hago Limited**, Hong Kong, The Hong Kong Special Administrative Region of the People's Republic of China

Primary Examiner—Stella Reid
Assistant Examiner—I Simmons
Attorney, Agent, or Firm—Jones, Day, Reavis & Pogue

[**] Term: **14 Years**

[57] CLAIM

[21] Appl. No.: **29/092,120**

I claim the ornamental design for an electronic pillbox, as shown and described.

[22] Filed: **Aug. 12, 1998**

DESCRIPTION

[51] **LOC (6) Cl.** **03-01**

FIG. 1 is a top plan view of an electronic pillbox showing my new design;

[52] **U.S. Cl.** **D24/226**

FIG. 2 is a front elevational view thereof;

[58] **Field of Search** D24/226; D10/15; 340/309.15; 368/10; 221/15, 2, 69; 702/179, 177, 176, 178

FIG. 3 a bottom plan view thereof;

FIG. 4 is a rear elevational view thereof; and,


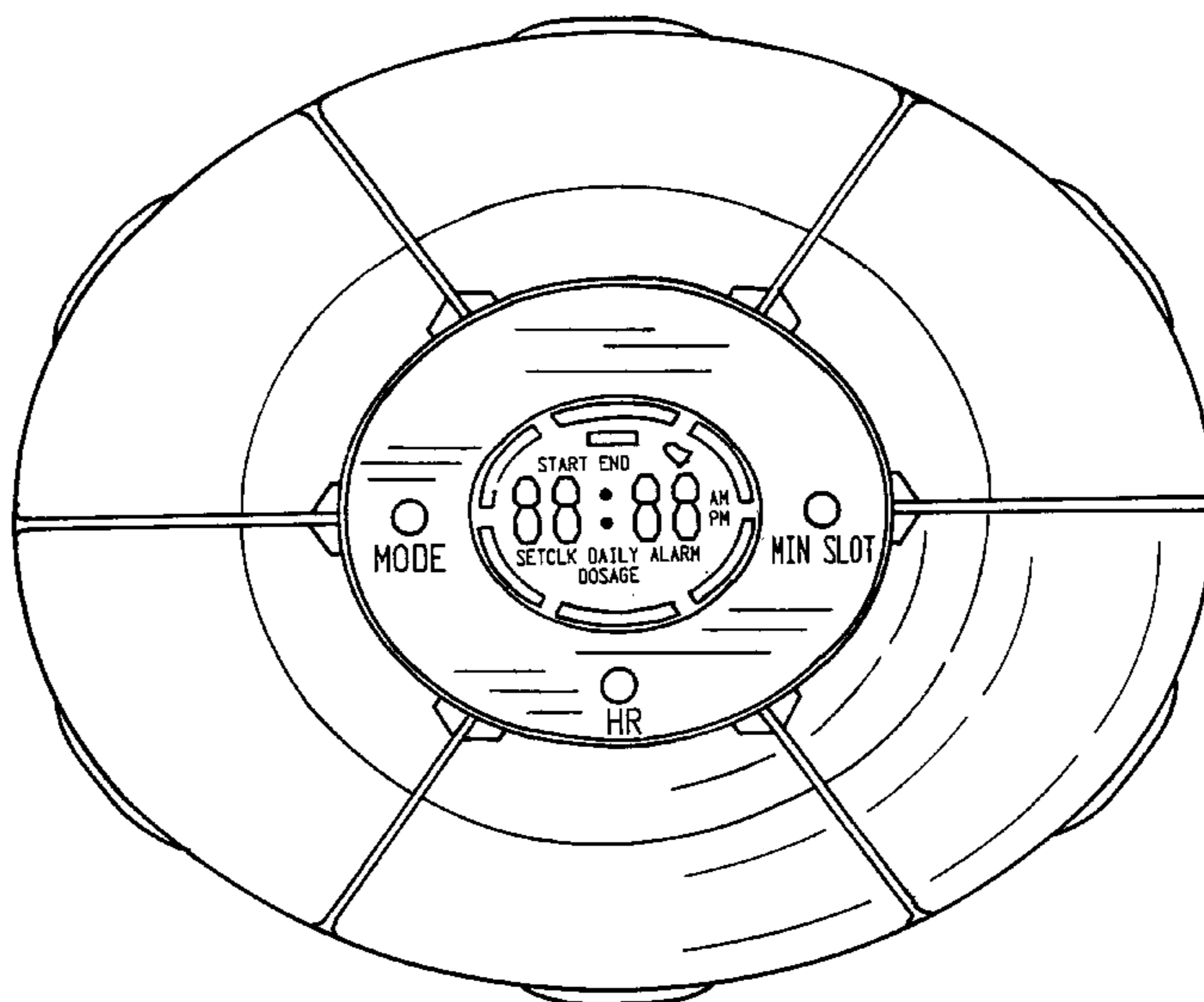
FIG. 5 is a left side elevational view thereof, the right side elevational view being a mirror image thereto.

[56] References Cited

U.S. PATENT DOCUMENTS

D. 368,966 4/1996 Kurtenbach et al. D24/226

1 Claim, 2 Drawing Sheets



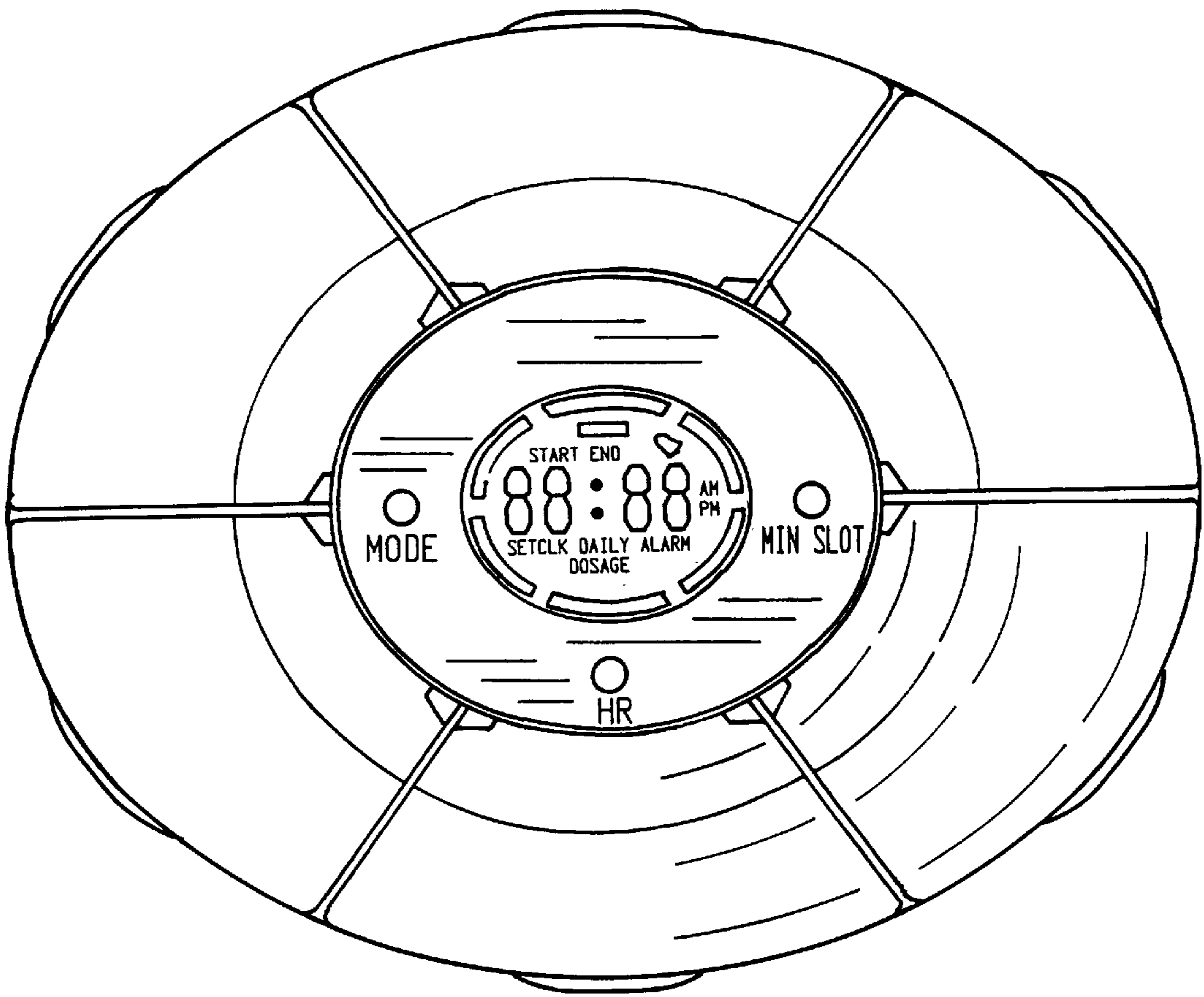


Fig. 1




Fig. 2

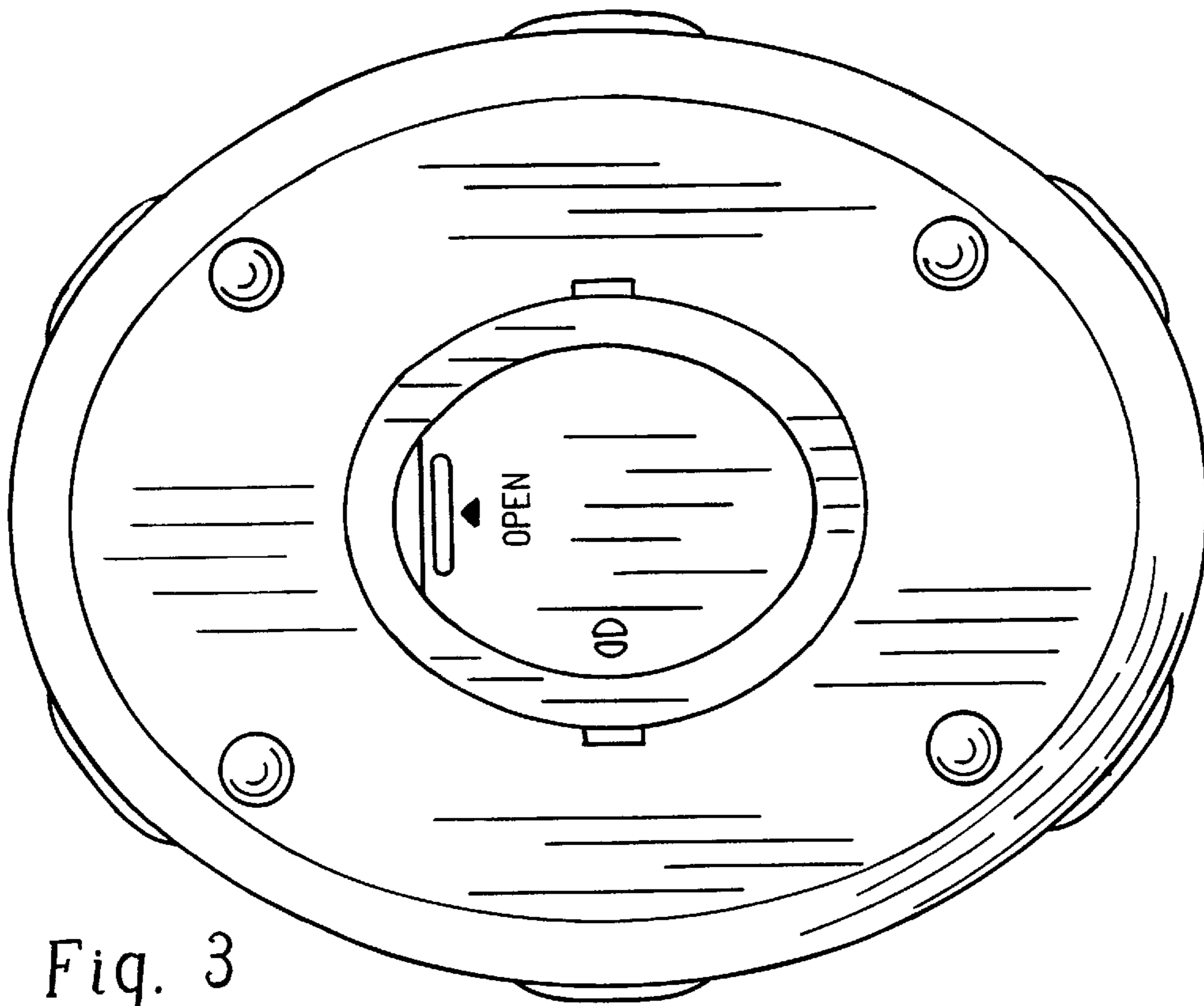


Fig. 3




Fig. 4




Fig. 5