



US00D422707S

# United States Patent [19] Bock

[11] **Patent Number: Des. 422,707**

[45] **Date of Patent: \*\* Apr. 11, 2000**

[54] **INTERDENTAL PLAQUE REMOVER**

[75] Inventor: **Robert T. Bock**, Brewster, N.Y.

[73] Assignee: **Sonex International Corporation**,  
Brewster, N.Y.

[\*\*] Term: **14 Years**

[21] Appl. No.: **29/086,136**

[22] Filed: **Apr. 7, 1998**

[51] **LOC (6) Cl.** ..... **24-99**

[52] **U.S. Cl.** ..... **D24/176; D4/101**

[58] **Field of Search** ..... D24/152, 176,  
D24/150; D4/101, 108, 102; 15/22.1, 22.2;  
433/216, 118, 119, 222, 166, 80

[56] **References Cited**

### U.S. PATENT DOCUMENTS

D. 373,631	9/1996	Mueda et al. ....	D24/176 X
3,809,977	5/1974	Balamuth et al. .	
3,967,617	7/1976	Krolik .	
4,205,664	6/1980	Baccialon .	
4,608,019	8/1986	Kumabe et al. .	
4,820,154	4/1989	Romhild et al. .	
4,913,133	4/1990	Tichy .	
4,995,403	2/1991	Beckman et al. .	
5,002,487	3/1991	Tichy .	
5,071,348	12/1991	Woog .	
5,100,321	3/1992	Coss et al. .	
5,123,841	6/1992	Millner .	
5,224,500	7/1993	Stella .	
5,236,358	8/1993	Sieffert .	
5,267,579	12/1993	Bushberger .....	15/22.1 X
5,435,033	7/1995	Millner .....	15/22.1

5,573,020	11/1996	Robinson .	
5,738,575	4/1998	Bock .	
5,749,727	5/1998	Duo et al. ....	433/119
5,781,955	7/1998	Hendricks .....	15/22.1

### FOREIGN PATENT DOCUMENTS

42 26 659 A1 2/1994 Germany .

### OTHER PUBLICATIONS

IGIA Dentalcleanse Prior Art.  
"Healthyhome" Winter 1998, p. 4.

*Primary Examiner*—Louis S. Zarfes  
*Assistant Examiner*—I Simmons  
*Attorney, Agent, or Firm*—Watson Cole Grindle Watson  
P.L.L.C.

### [57] CLAIM

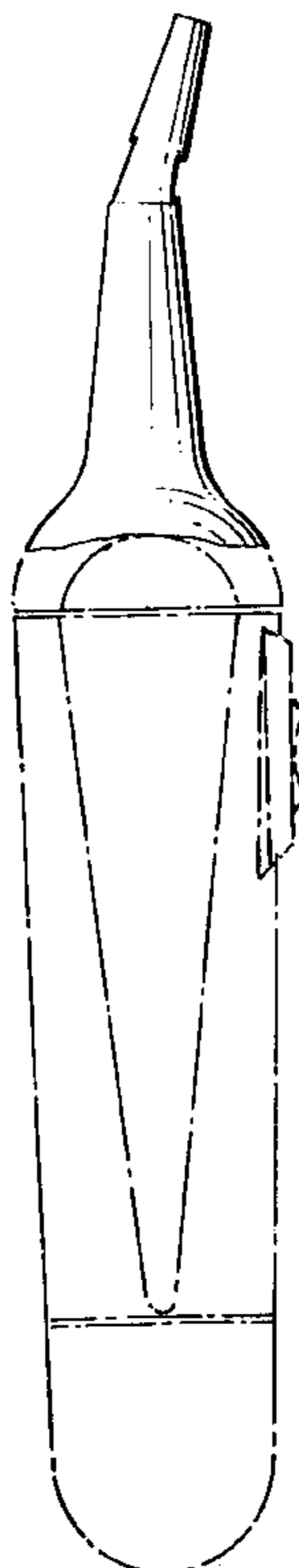
The ornamental design for an interdental plaque remover, as shown and described.

### DESCRIPTION

FIG. 1 is a fragmentary front elevational view of the stem portion of an interdental plaque remover showing my new design; FIG. 2 is a rear elevation view thereof; FIG. 3 is a left side elevational view thereof, the right side elevational view being identical; FIG. 4 is a top plan view thereof; and, FIG. 5 is a cross-sectional view thereof, taken along the line 5—5 of FIG. 2.

The broken line showing in FIGS. 1 through 5 are for illustrative purposes only and forms no part of the claimed design.

**1 Claim, 1 Drawing Sheet**



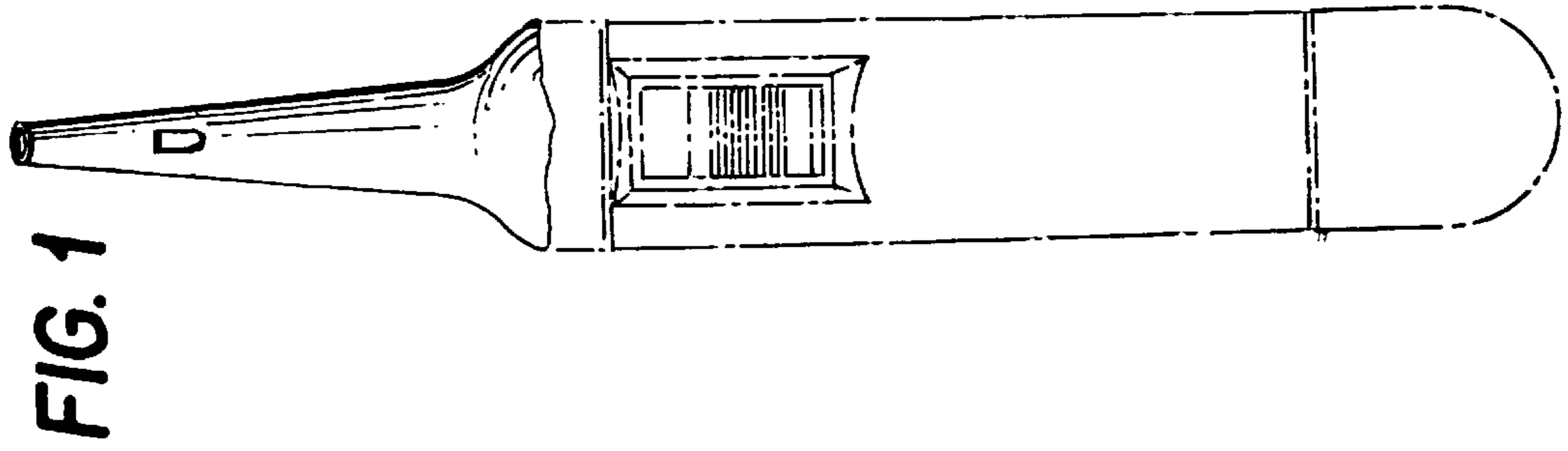


FIG. 1

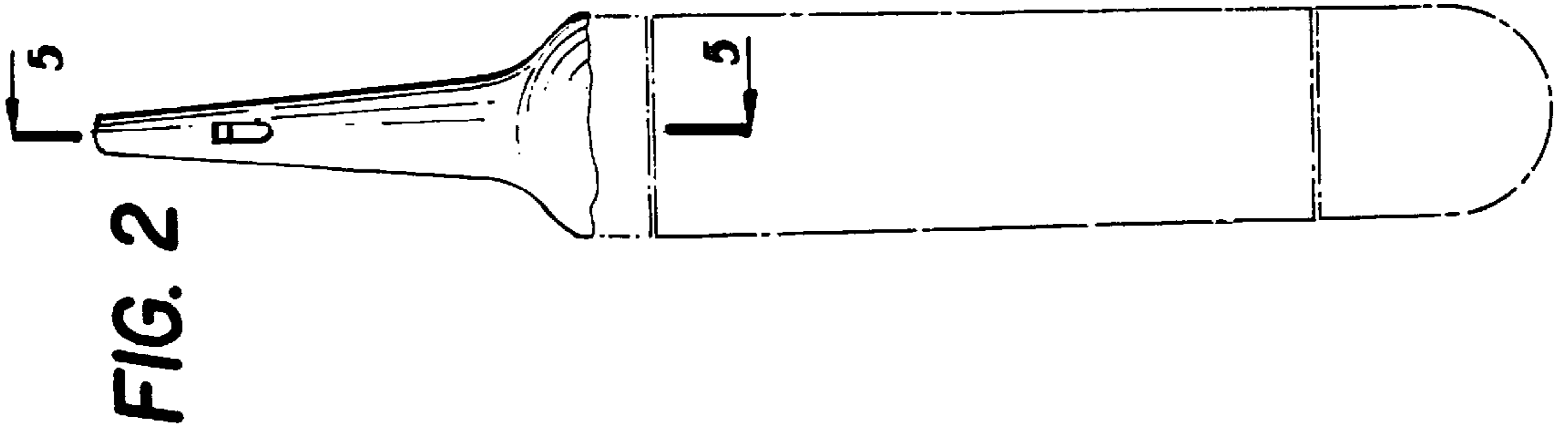


FIG. 2

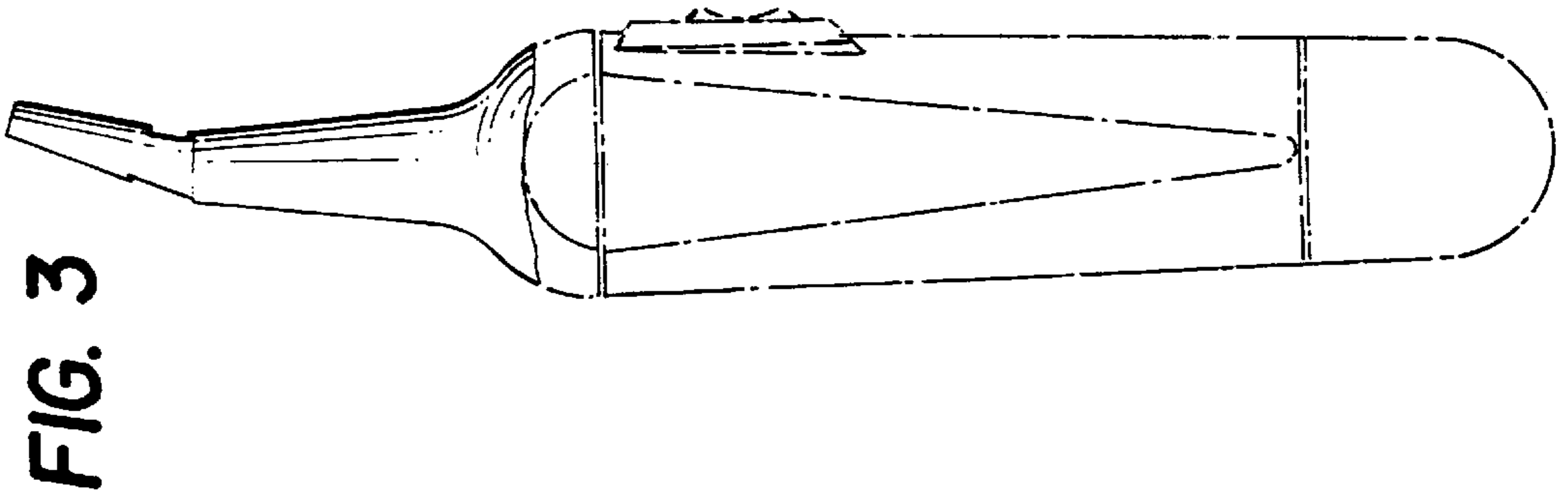


FIG. 3

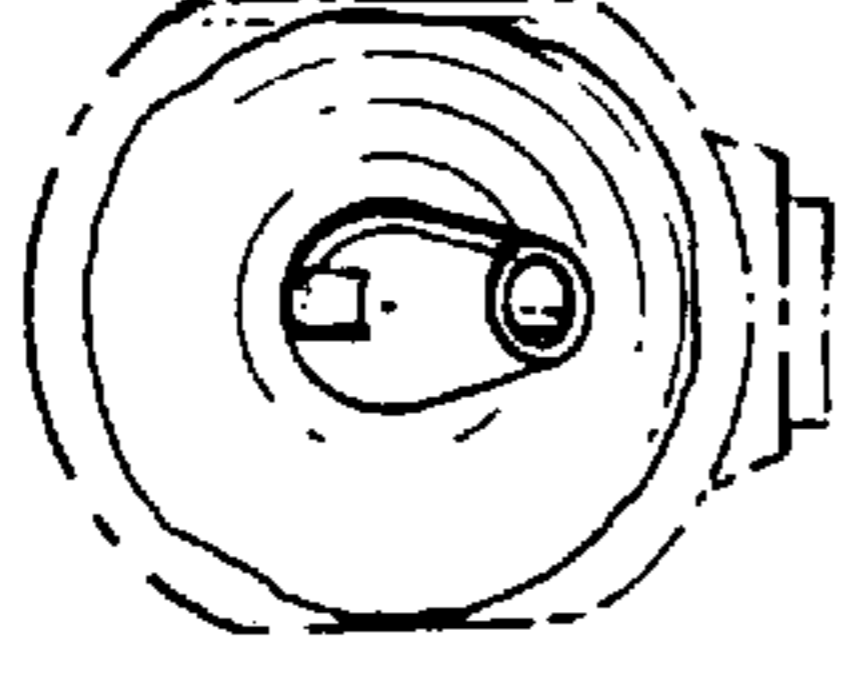


FIG. 4

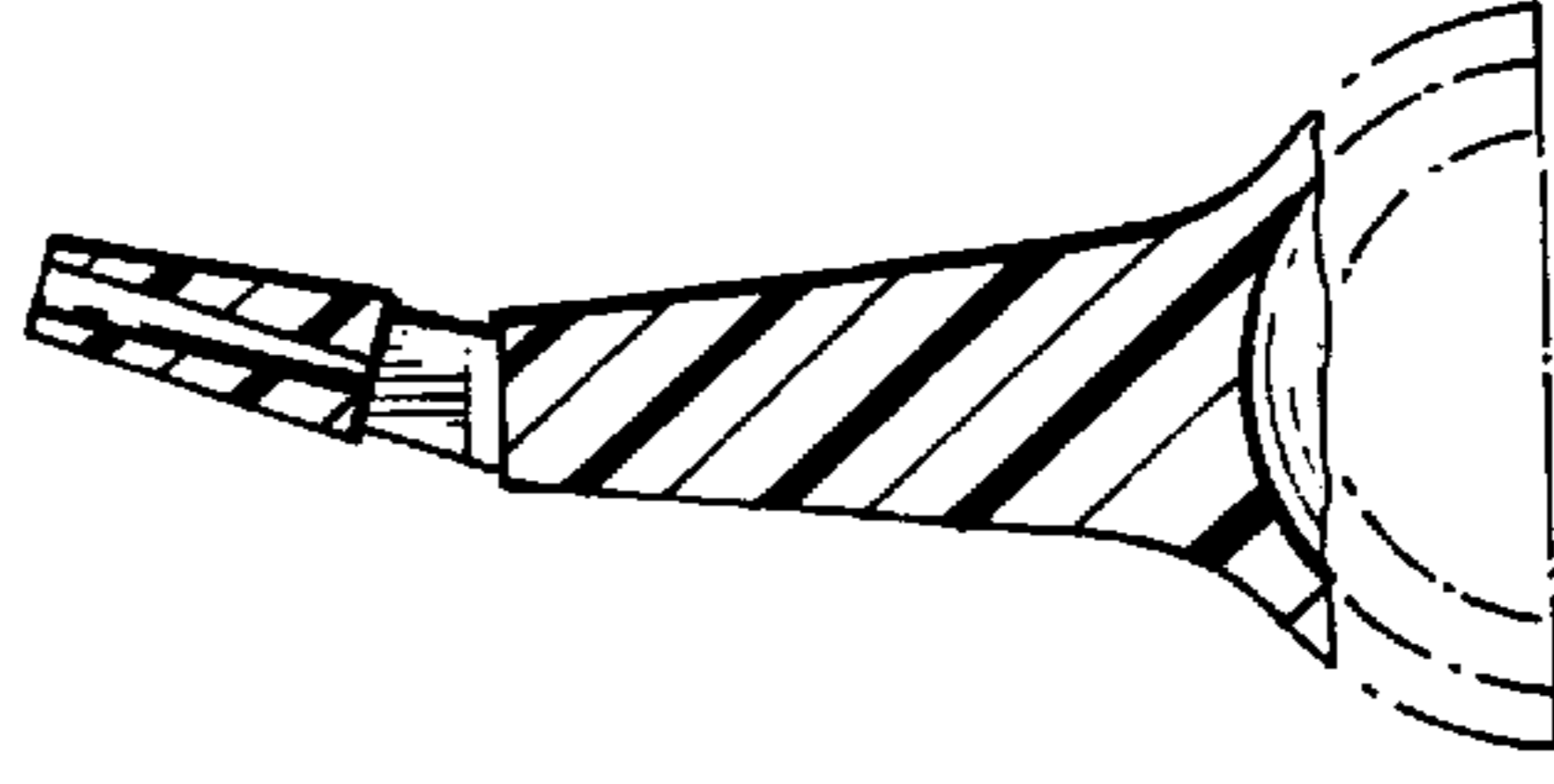


FIG. 5