



US00D422703S

United States Patent [19]

Lundy, Jr. et al.

[11] Patent Number: Des. 422,703

[45] Date of Patent: ** *Apr. 11, 2000

[54] NASAL DILATOR

[75] Inventors: **Charles E. Lundy, Jr.**, Germantown, Tenn.; **Jerome D. Muchin**, Los Angeles, Calif.; **Gary C. Wildman**, Germantown, Tenn.

[73] Assignee: **Schering-Plough Healthcare Products, Inc.**, Memphis, Tenn.

[*] Notice: This patent is subject to a terminal disclaimer.

[**] Term: **14 Years**

[21] Appl. No.: **29/091,817**

[22] Filed: **Aug. 6, 1998**

[51] LOC (6) Cl. **24-02**

[52] U.S. Cl. **D24/135; D24/189**

[58] Field of Search D24/135, 106, D24/189; 128/200.24, 207.18, DIG. 26, 858, 848, 889, 943, 394; 606/199, 204.25

[56] References Cited

U.S. PATENT DOCUMENTS

D. 379,513 5/1997 Ierulli D24/135

D. 402,417 12/1998 Mibus et al. D24/189 X
D. 402,418 12/1998 Mibus et al. D24/189 X
4,745,916 5/1988 Seber 128/858
5,611,333 3/1997 Johnson 128/200.24
5,806,525 9/1998 Pope, Jr. 128/858 X

Primary Examiner—Stella Reid
Assistant Examiner—I Simmons
Attorney, Agent, or Firm—Joseph T. Majka; Robert A. Franks; Henry S. Hadad

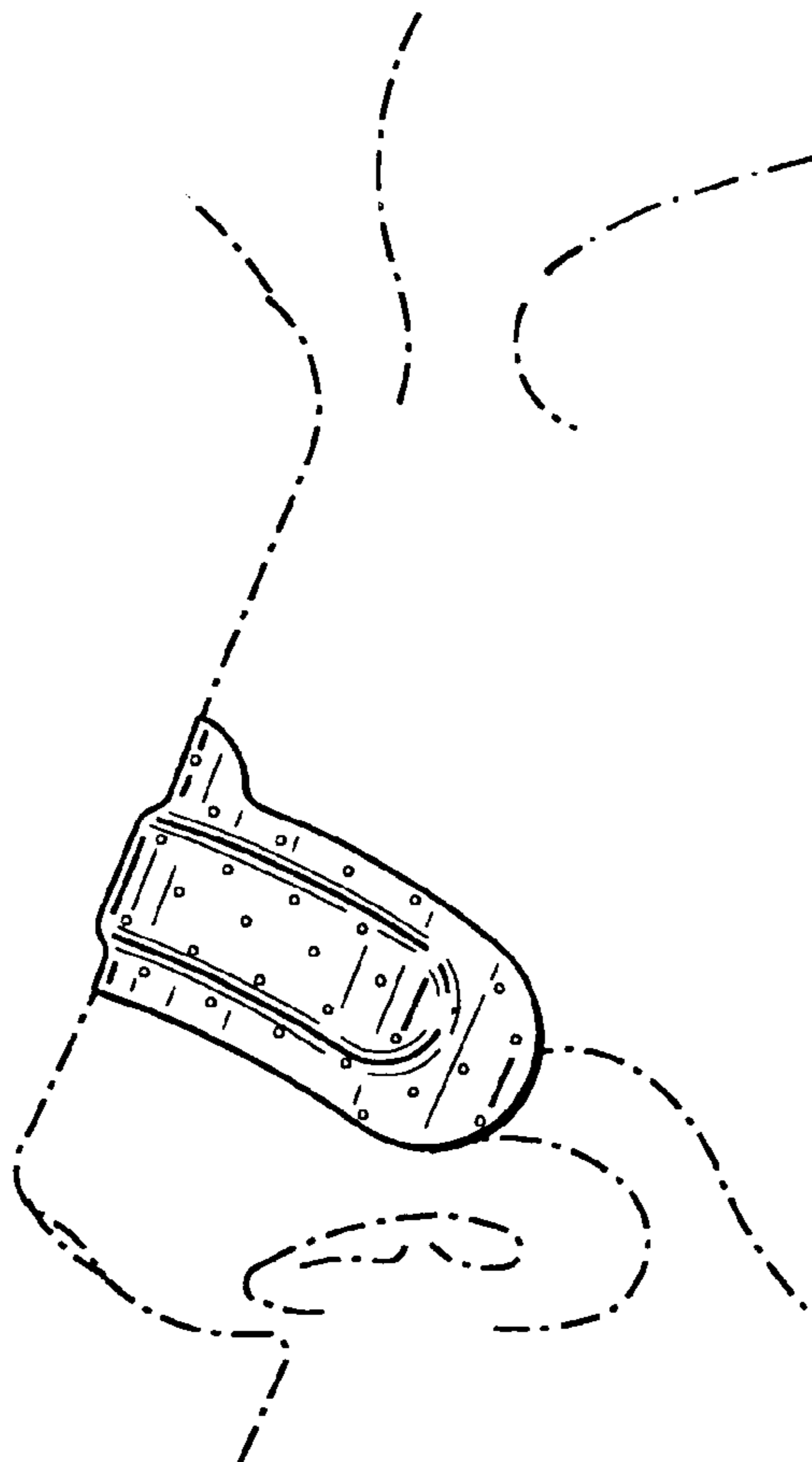
[57] CLAIM

The ornamental design for a nasal dilator, as shown and described.

DESCRIPTION

FIG. 1 is a top plan view of a nasal dilator;
FIG. 2 is a bottom plan view thereof;
FIG. 3 is a front side view thereof;
FIG. 4 is a rear side view thereof;
FIG. 5 is an end view thereof; and,
FIG. 6 is a side perspective view thereof, shown in use. The broken line showing is for illustrative purposes only and forms no part of the claimed design.

1 Claim, 1 Drawing Sheet



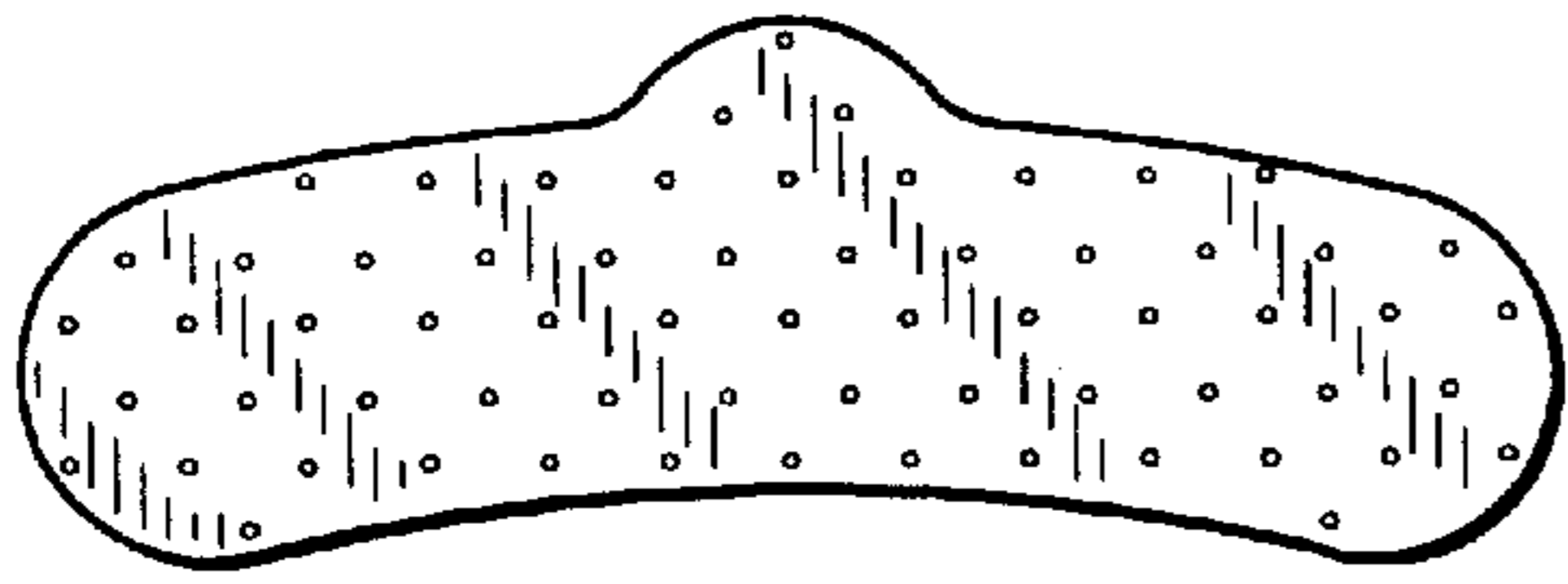


FIG. 1




FIG. 3

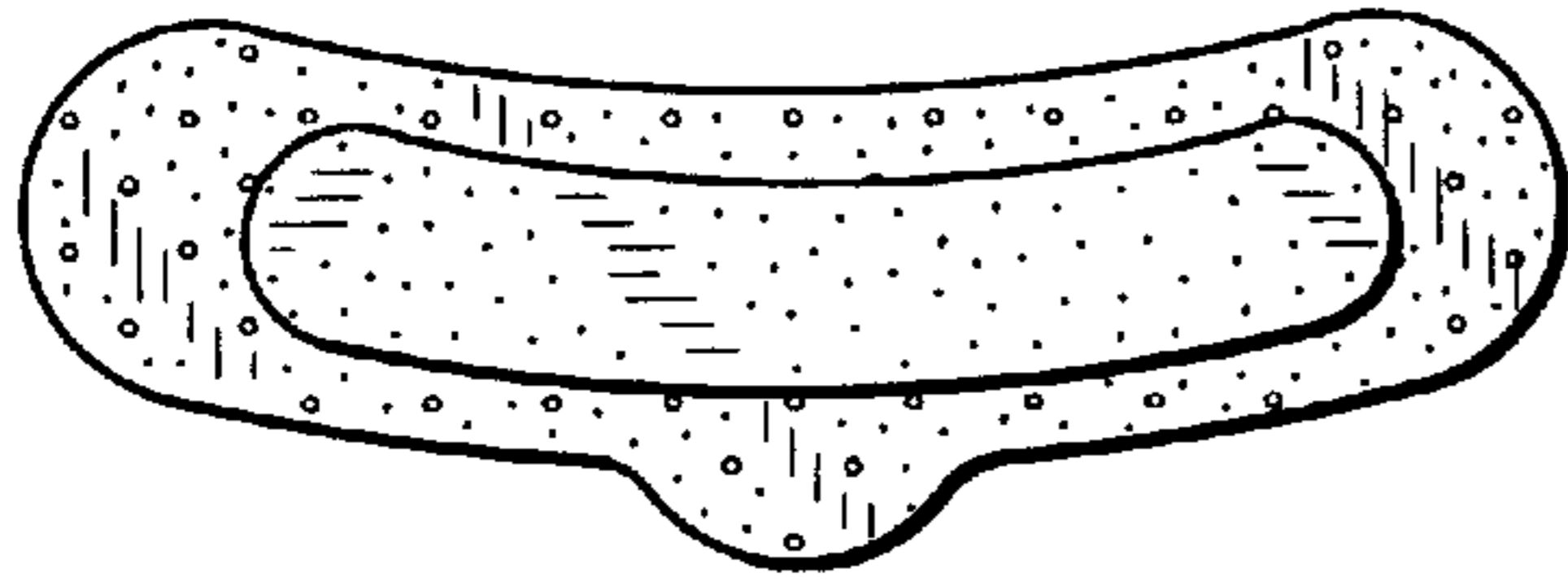


FIG. 2




FIG. 4



FIG. 5

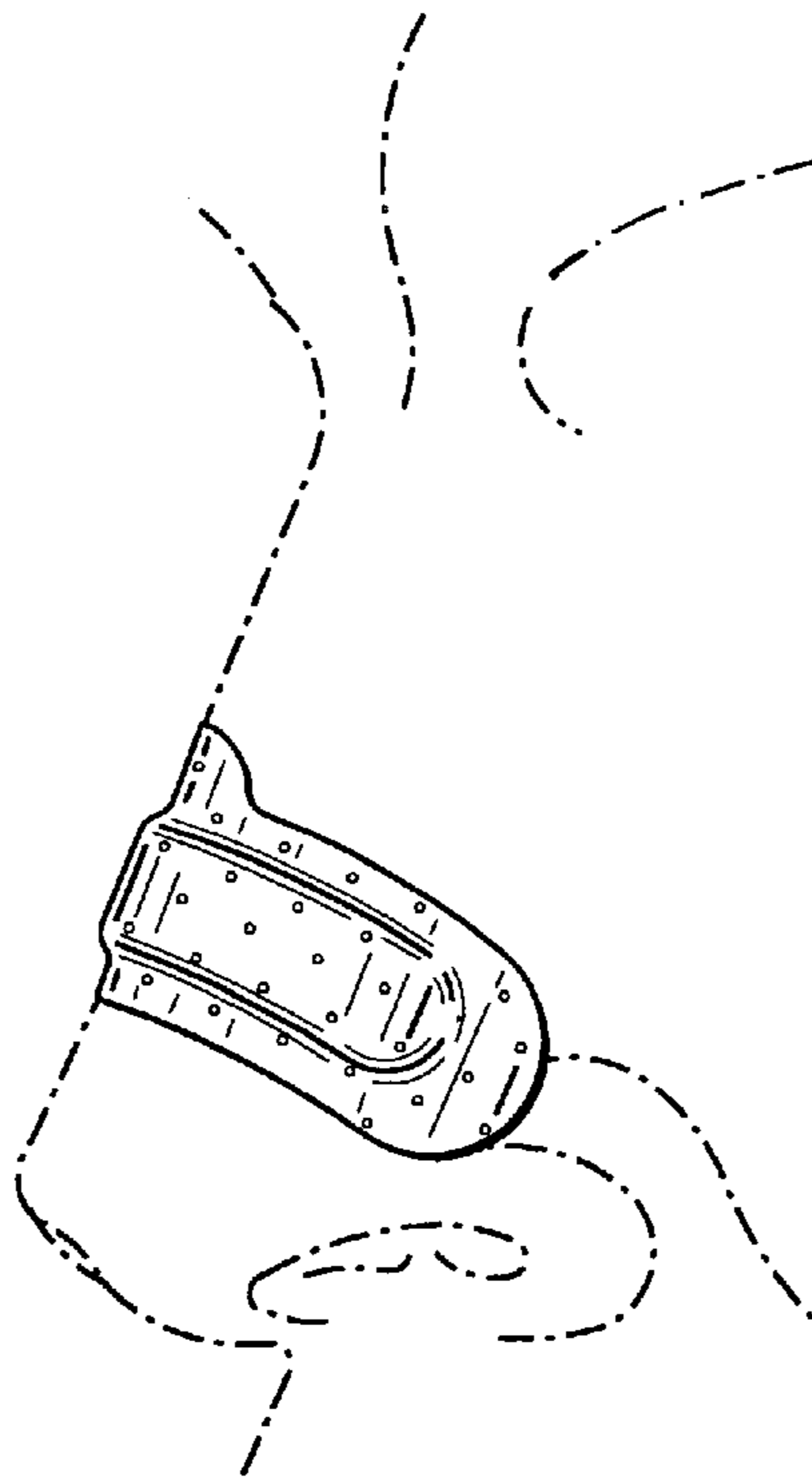


FIG. 6