



US00D422678S

United States Patent [19] King

[11] Patent Number: Des. 422,678

[45] Date of Patent: ** *Apr. 11, 2000

[54] SPA CANISTER

4,647,377 3/1987 Miura 210/323.2

[76] Inventor: **Joseph King**, 142 Chevy Chase Dr.,
Wayzata, Minn. 55343

Primary Examiner—Robin V. Taylor
Attorney, Agent, or Firm—Jacobson & Johnson

[*] Notice: This patent is subject to a terminal disclaimer.

[57] **CLAIM**

The ornamental design for a SPA canister, as shown.

[**] Term: **14 Years**

DESCRIPTION

[21] Appl. No.: 29/099,132

FIG. 1 is a perspective view of a spa canister with an extension;

[22] Filed: **Jan. 14, 1999**

FIG. 2 is top a view of the spa canister without the extension;

[51] **LOC (6) Cl.** **23-01**

FIG. 3 is a front view of the spa canister without the extension;

[52] **U.S. Cl.** **D23/209**

FIG. 4 is a left view of the spa canister without the extension;

[58] **Field of Search** D23/207-209;
210/323.2, 282, 264

FIG. 5 is a right view of the spa canister without the extension;

[56] **References Cited**


U.S. PATENT DOCUMENTS

3,779,386	12/1973	Ryan	210/323
4,298,475	11/1981	Gartner	210/282
4,630,634	12/1986	Sasaki et al.	210/282
4,637,875	1/1987	Semler	210/232

FIG. 6 is a rear view of the spa canister without the extension; and,

FIG. 7 is a bottom view of the spa canister with without the extension.

1 Claim, 2 Drawing Sheets






Fig. 3




Fig. 1

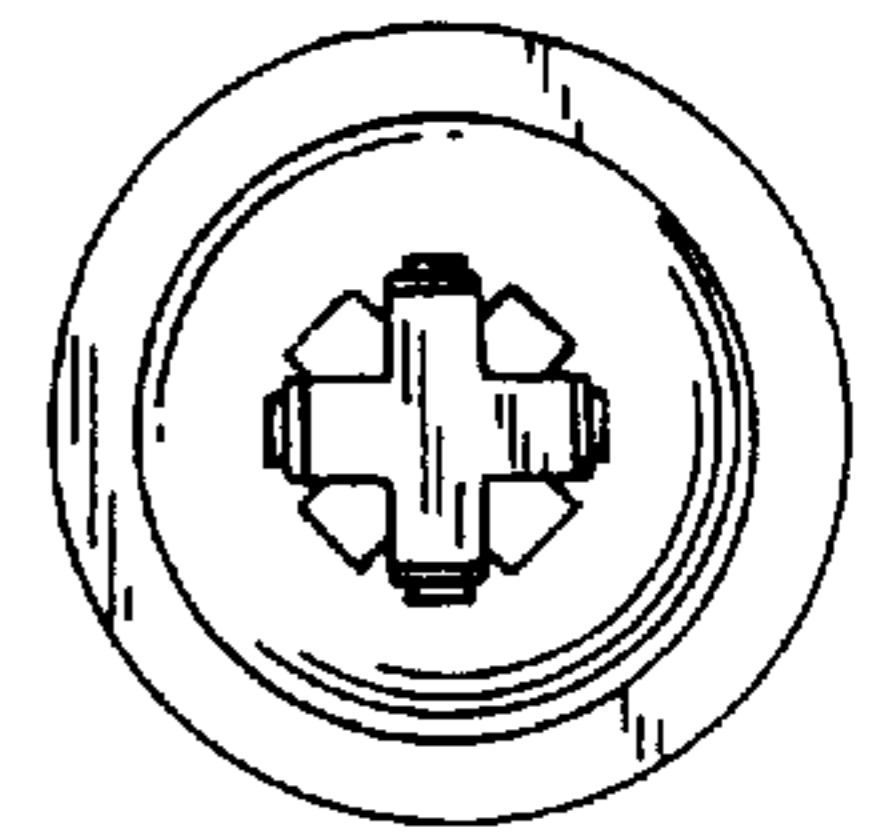


Fig. 7

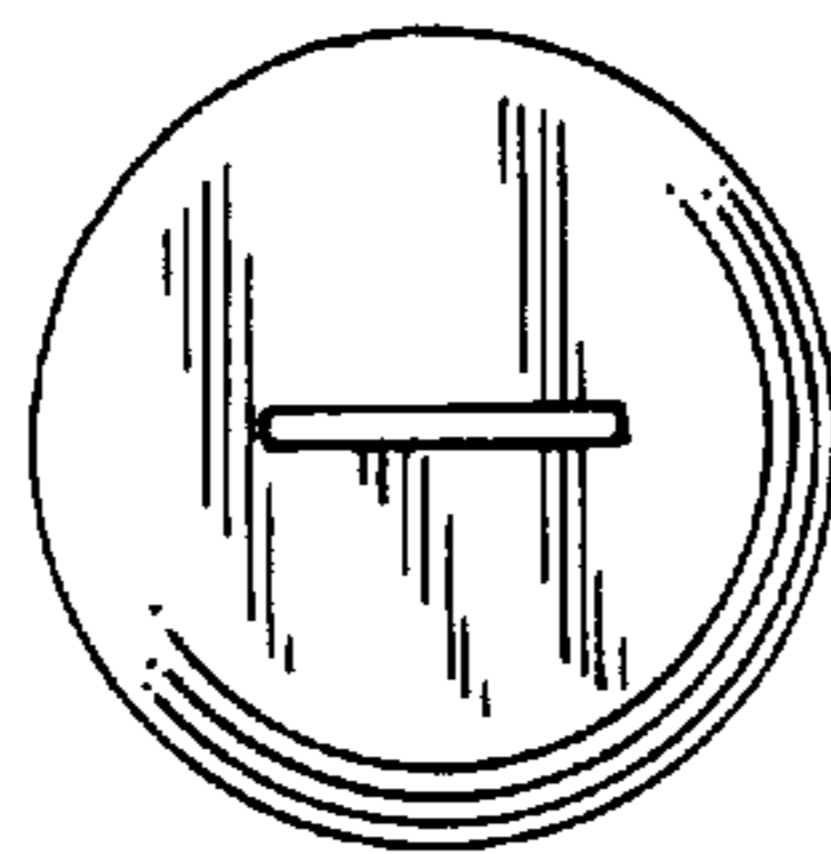


Fig. 2




Fig. 4




Fig. 5

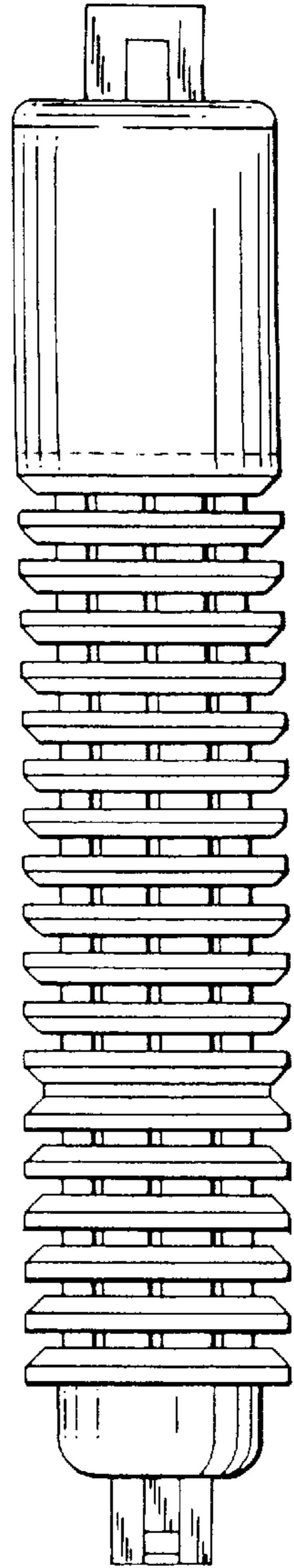


Fig. 6