



US00D422677S

# United States Patent [19]

Birdsell et al.

[11] Patent Number: **Des. 422,677**

[45] Date of Patent: **\*\* Apr. 11, 2000**

[54] **WATER TREATMENT CONTAINER**

[75] Inventors: **Walter Birdsell**, Marlborough; **John Longan**, Shrewsbury, both of Mass.

[73] Assignee: **Honeywell, Inc.**, Minneapolis, Minn.

[\*\*] Term: **14 Years**

[21] Appl. No.: **29/098,083**

[22] Filed: **Dec. 21, 1998**

[51] **LOC (6) Cl.** ..... **23-01**

[52] **U.S. Cl.** ..... **D23/209**

[58] **Field of Search** ..... D23/207-209;  
210/282, 323.2, 497.01

[56] **References Cited**

**U.S. PATENT DOCUMENTS**

- D. 240,531 7/1976 Elkington ..... D23/209
- D. 265,227 6/1982 Jolley ..... D23/209
- D. 357,058 4/1995 Engelhard ..... D23/209

- D. 361,823 8/1995 Layton et al. .... D23/207
- 4,861,469 8/1989 Rossi et al. .... 210/282
- 5,573,665 11/1996 Frommer et al. .... 210/282

*Primary Examiner*—Robin V. Taylor

*Attorney, Agent, or Firm*—John E. Toupal; Harold G. Jarcho


[57] **CLAIM**


We claim ornamental design for a water treatment container, as shown and described.

**DESCRIPTION**

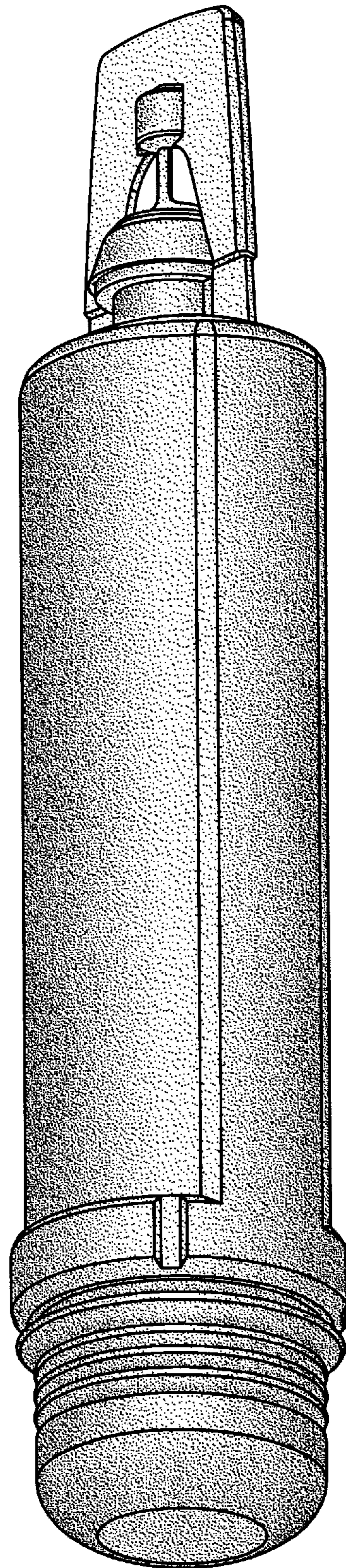
FIG. 1 is a top left front perspective view showing our new design;  
 FIG. 2 is a right bottom front perspective view thereof;  
 FIG. 3 is a front elevational view thereof (rear is a mirror image of front);  
 FIG. 4 is a left side elevational view thereof (right side is a mirror image of left);  
 FIG. 5 is a top plan view thereof; and,  
 FIG. 6 is a bottom plan view thereof.

**1 Claim, 3 Drawing Sheets**






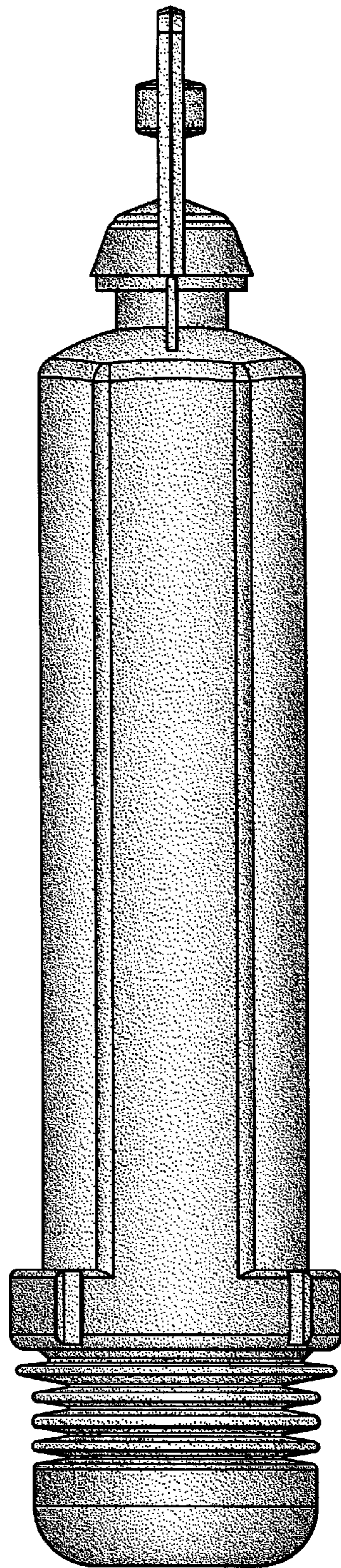
**FIG. 1**



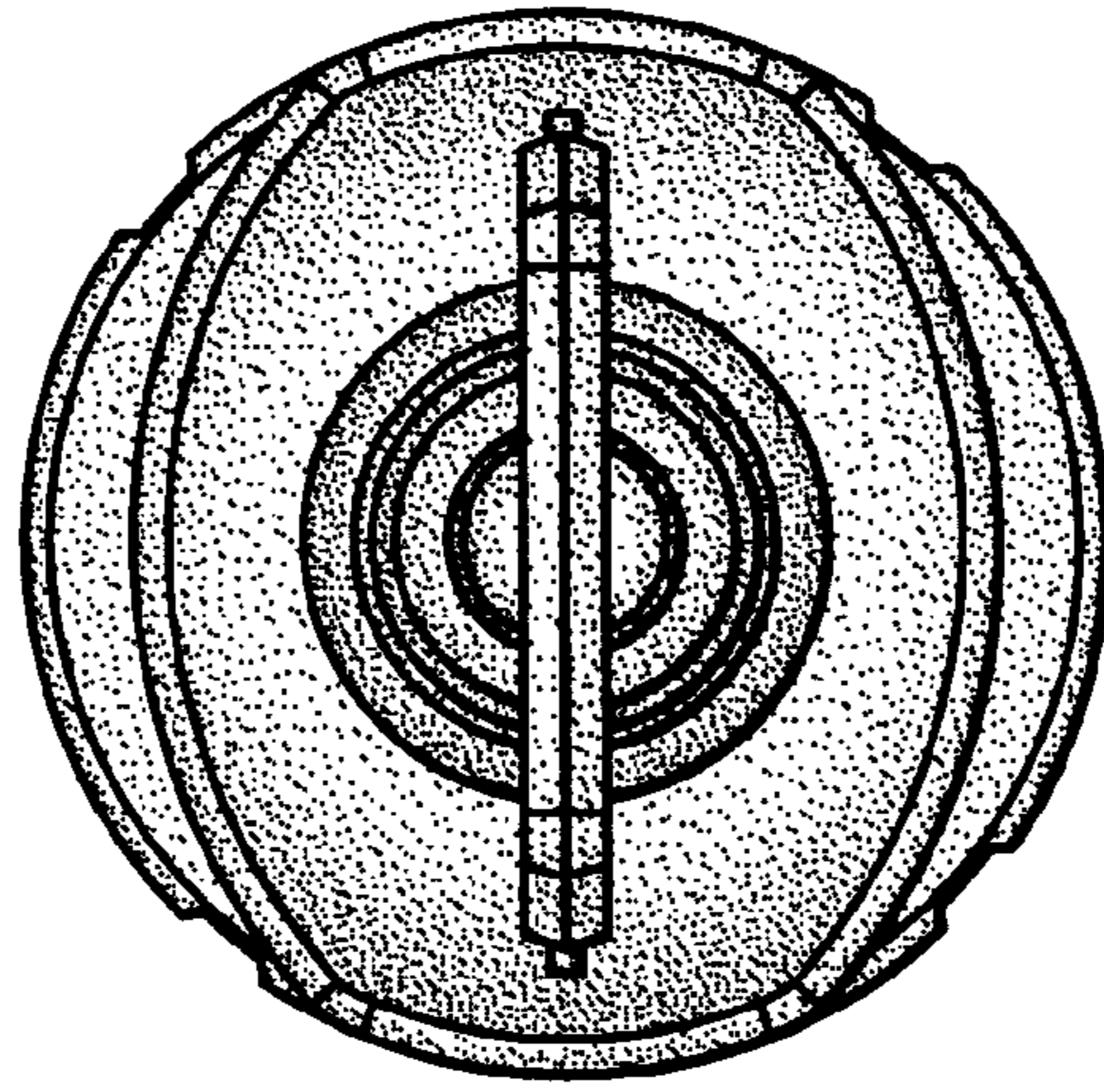
**FIG. 2**



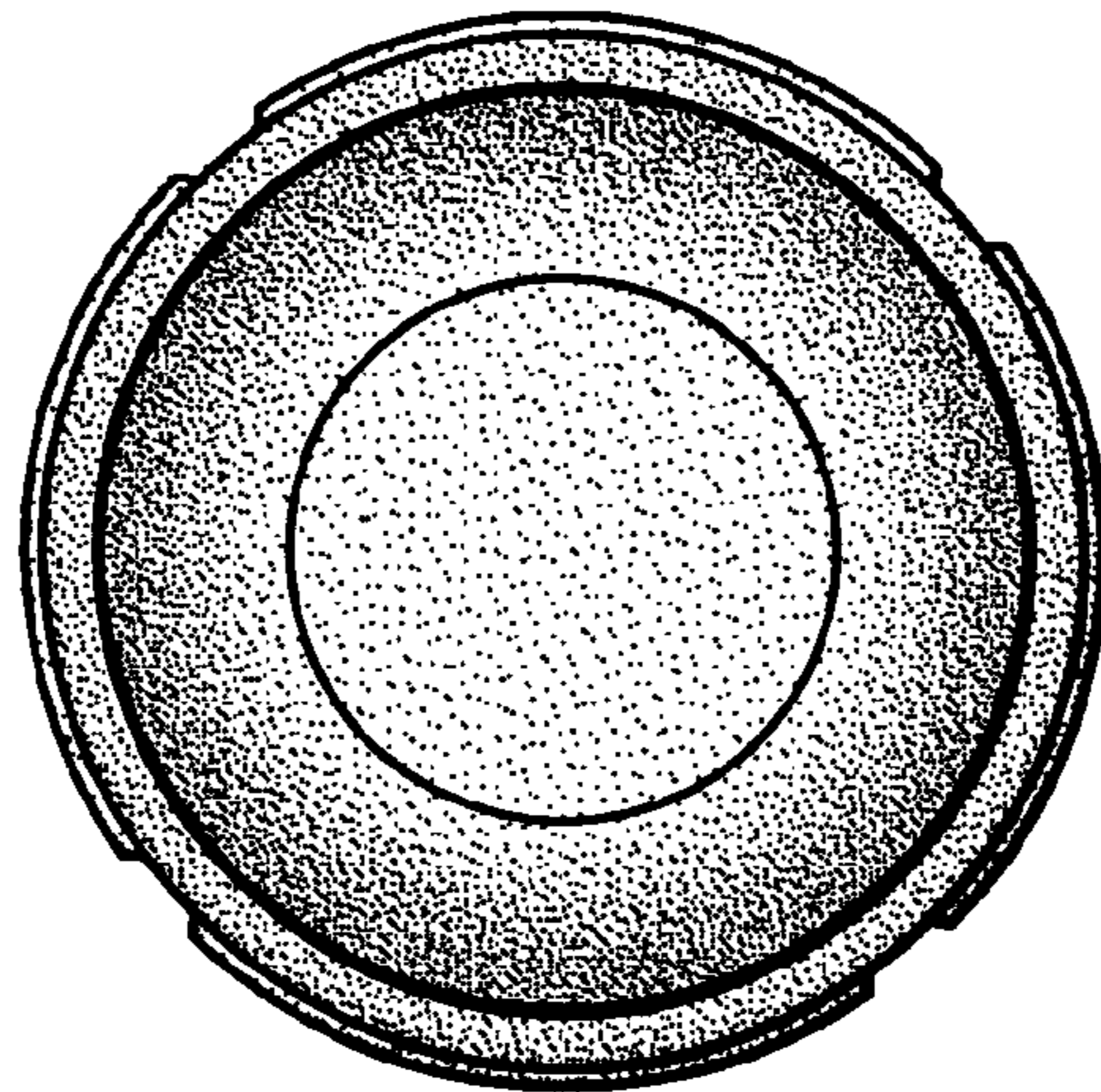
**FIG. 3**



**FIG. 4**



**FIG. 5**



**FIG. 6**