



US00D422671S

United States Patent [19] Firman

[11] **Patent Number: Des. 422,671**

[45] **Date of Patent: ** Apr. 11, 2000**

[54] **FISH LURE**

3,068,604	12/1962	Nyberg	43/42.24
4,317,305	3/1982	Firman	43/42.24
5,678,350	10/1997	Moore	43/42.39

[75] Inventor: **Herman P. Firmin**, Baton Rouge, La.

[73] Assignee: **Knight Manufacturing Co., Inc.**, Tyler, Tex.

Primary Examiner—Louis S. Zarfaz
Assistant Examiner—Inga-Maria Hyttinen
Attorney, Agent, or Firm—Charles M. Kaplan

[**] Term: **14 Years**

[57] **CLAIM**

[21] Appl. No.: **29/106,440**

The ornamental design for a fish lure, as shown and described.

[22] Filed: **Jun. 17, 1999**

[51] **LOC (6) Cl.** **22-05**

[52] **U.S. Cl.** **D22/133**

[58] **Field of Search** D22/126, 132,
D22/133; 43/42.39, 42.29, 42.27, 42.06,
42.47

DESCRIPTION

FIG. 1 is a side elevational view of a fish lure embodying my new design;

FIG. 2 is a side elevational view of the opposite side of the fish lure;

FIG. 3 is a front elevational view of the fish lure;

FIG. 4 is a rear elevational view of the fish lure;

FIG. 5 is a top plan view of the fish lure; and,

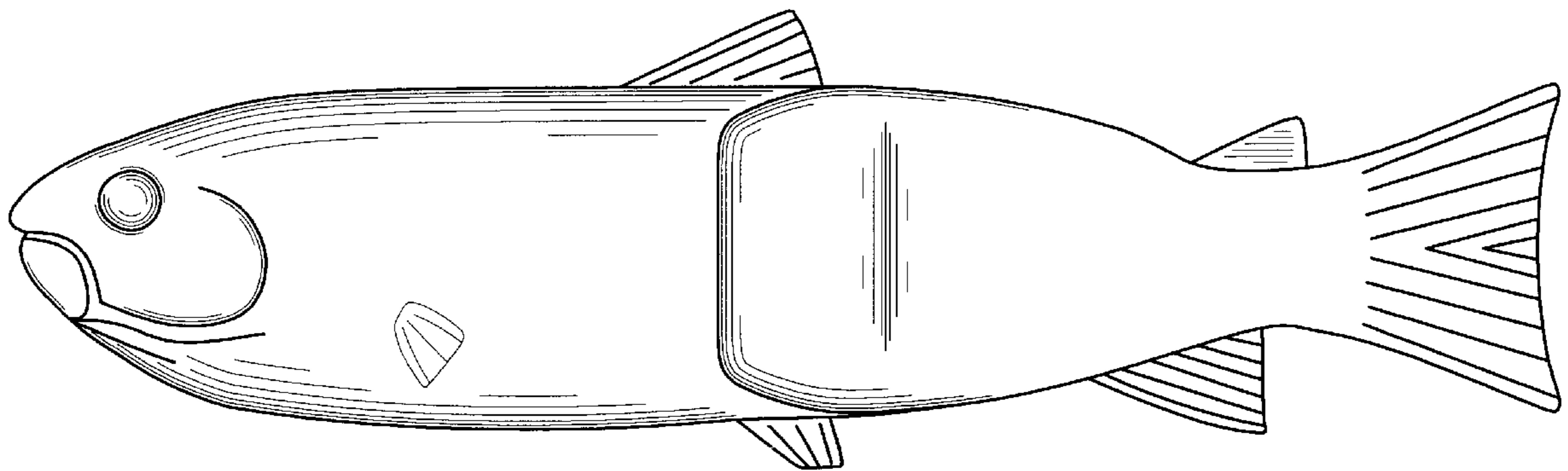
FIG. 6 is a bottom plan view of the fish lure.

[56] **References Cited**

U.S. PATENT DOCUMENTS

D. 369,200	4/1996	Huddleston et al.	D22/133
1,557,644	10/1925	Andersen	D22/133
2,892,281	6/1959	Schilling et al.	43/42.39

1 Claim, 3 Drawing Sheets



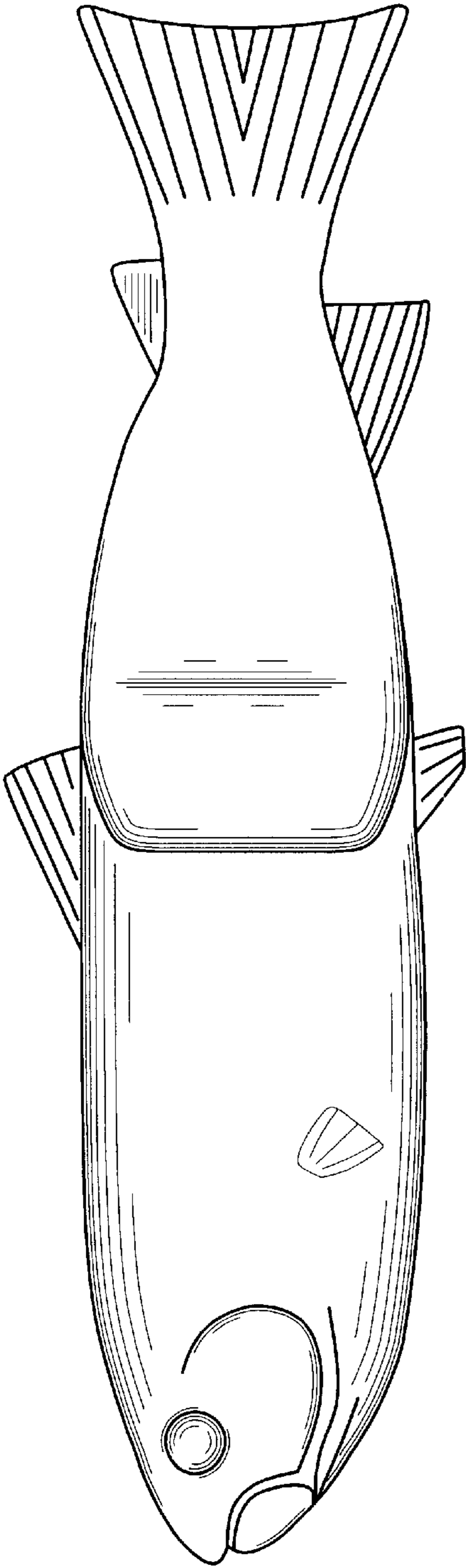


Fig. 1

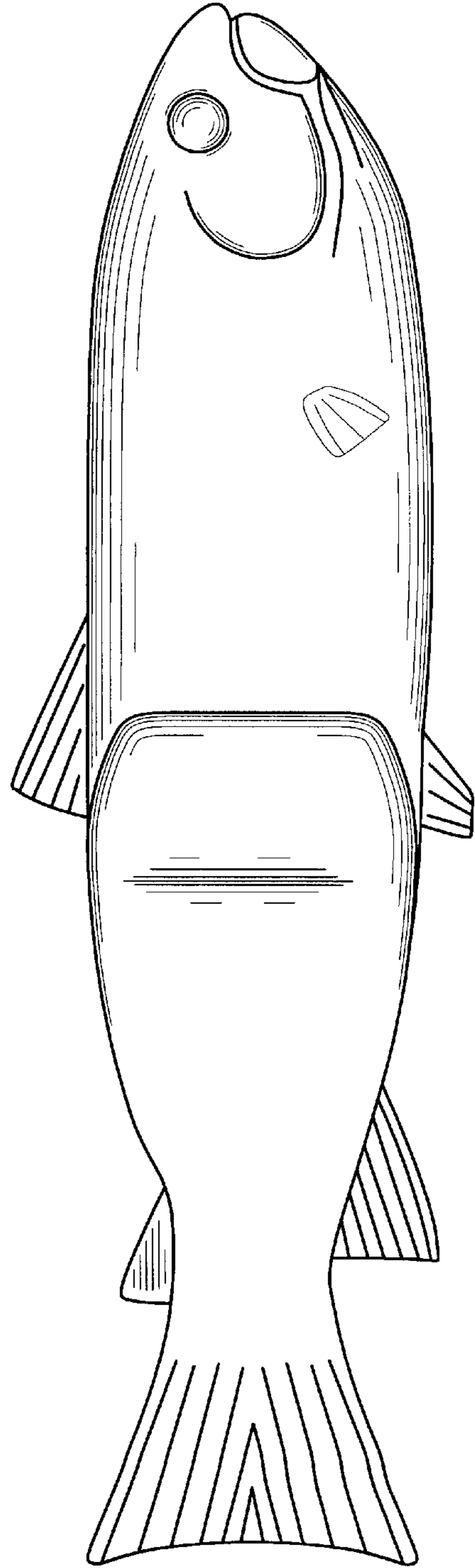


Fig. 2

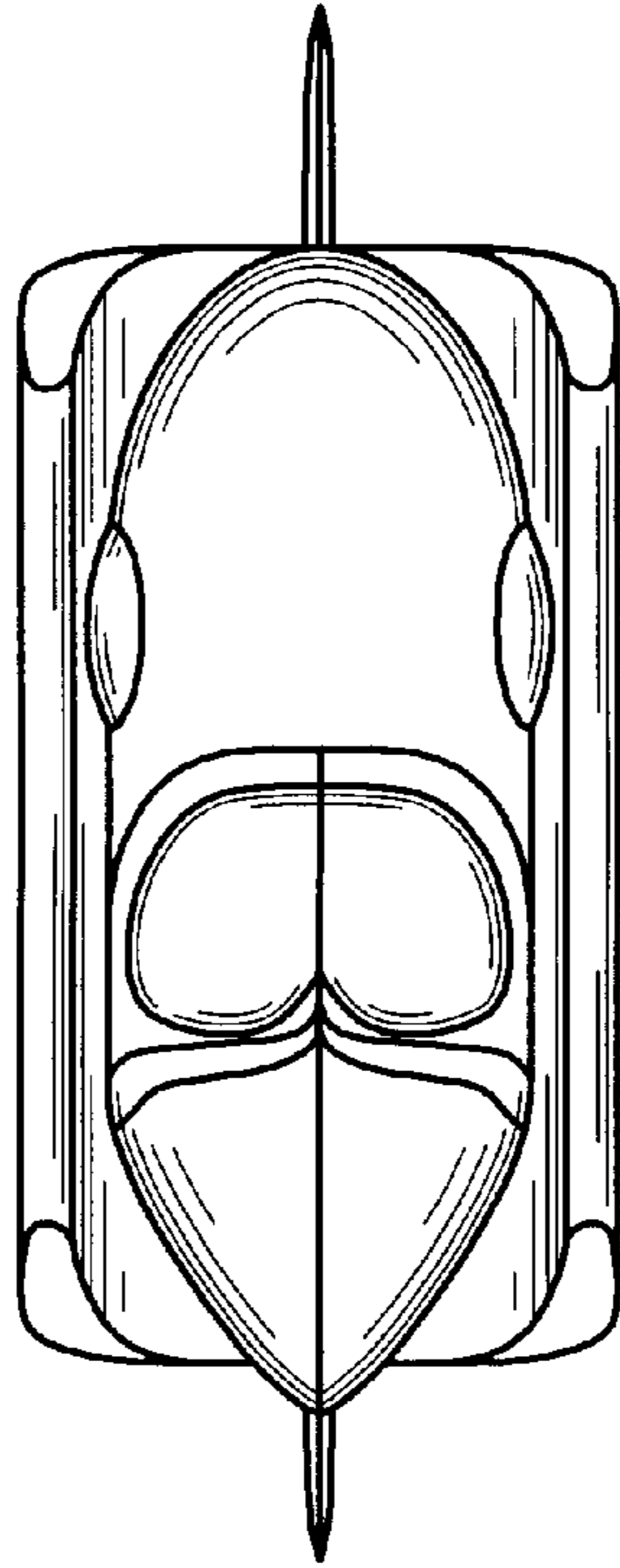


Fig. 3




Fig. 4

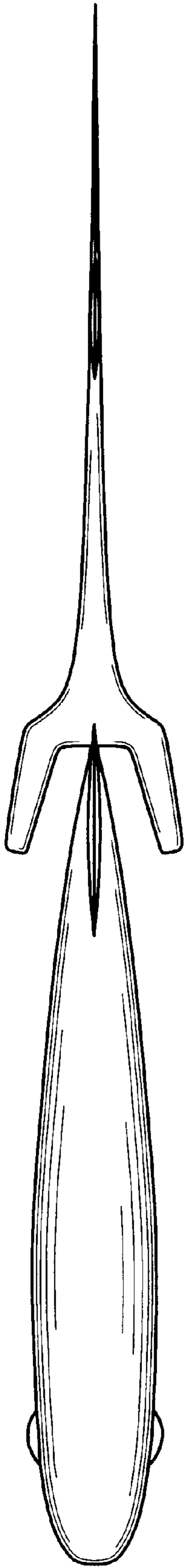


Fig. 5

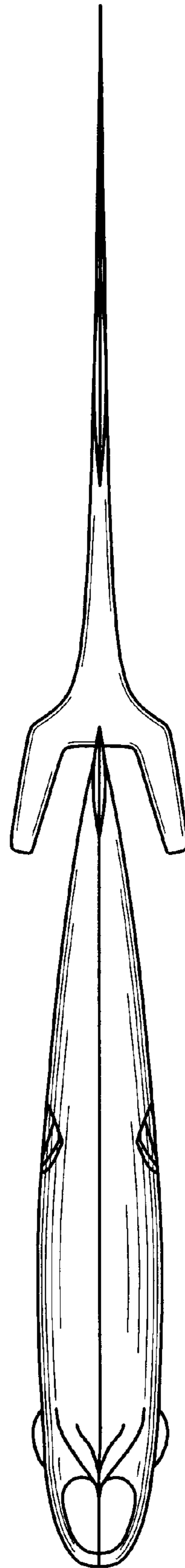


Fig. 6