



US00D422669S

United States Patent [19]
Elishewitz

[11] **Patent Number: Des. 422,669**
[45] **Date of Patent: ** Apr. 11, 2000**

[54] **FIXED BLADE KNIFE**

[75] Inventor: **Allen Elishewitz**, Dallas, Tex.

[73] Assignee: **Mentor Group, L.L.C.**, Oregon City, Oreg.

[**] Term: **14 Years**

[21] Appl. No.: **29/106,186**

[22] Filed: **Jun. 10, 1999**

[51] **LOC (6) Cl.** **08-03**

[52] **U.S. Cl.** **D22/118; D8/98**

[58] **Field of Search** D8/98; D22/118;
D7/649; 30/151, 340

[56] **References Cited**

U.S. PATENT DOCUMENTS

D. 270,655	9/1983	Collins	D8/99
D. 317,037	5/1991	Koshiishi	D22/118
D. 383,519	9/1997	Lainhart	D22/118
D. 408,706	4/1999	Elishewitz	D8/99
D. 409,070	5/1999	Elishewitz	D8/99
D. 409,269	5/1999	Carson et al.	D22/118

OTHER PUBLICATIONS

Fighting Knives magazine, p. 19, Elishewitz knife, May 1996.

Fighting Knives magazine, p. 41, Bud Nealy knives, May 1996.

Knives 94 Book by Ken Warner, Henry Heitler knife, 1994.

Primary Examiner—Philip S. Hyder

Attorney, Agent, or Firm—Chernoff, Vilhauer, McClung & Stenzel, LLP

[57] **CLAIM**

The ornamental design for a fixed blade knife, as shown and described.

DESCRIPTION

FIG. 1 is an isometric view from the upper right front of a fixed blade knife showing my new design;

FIG. 2 is a right side elevational view thereof, the left side elevational view being a mirror image of this view;

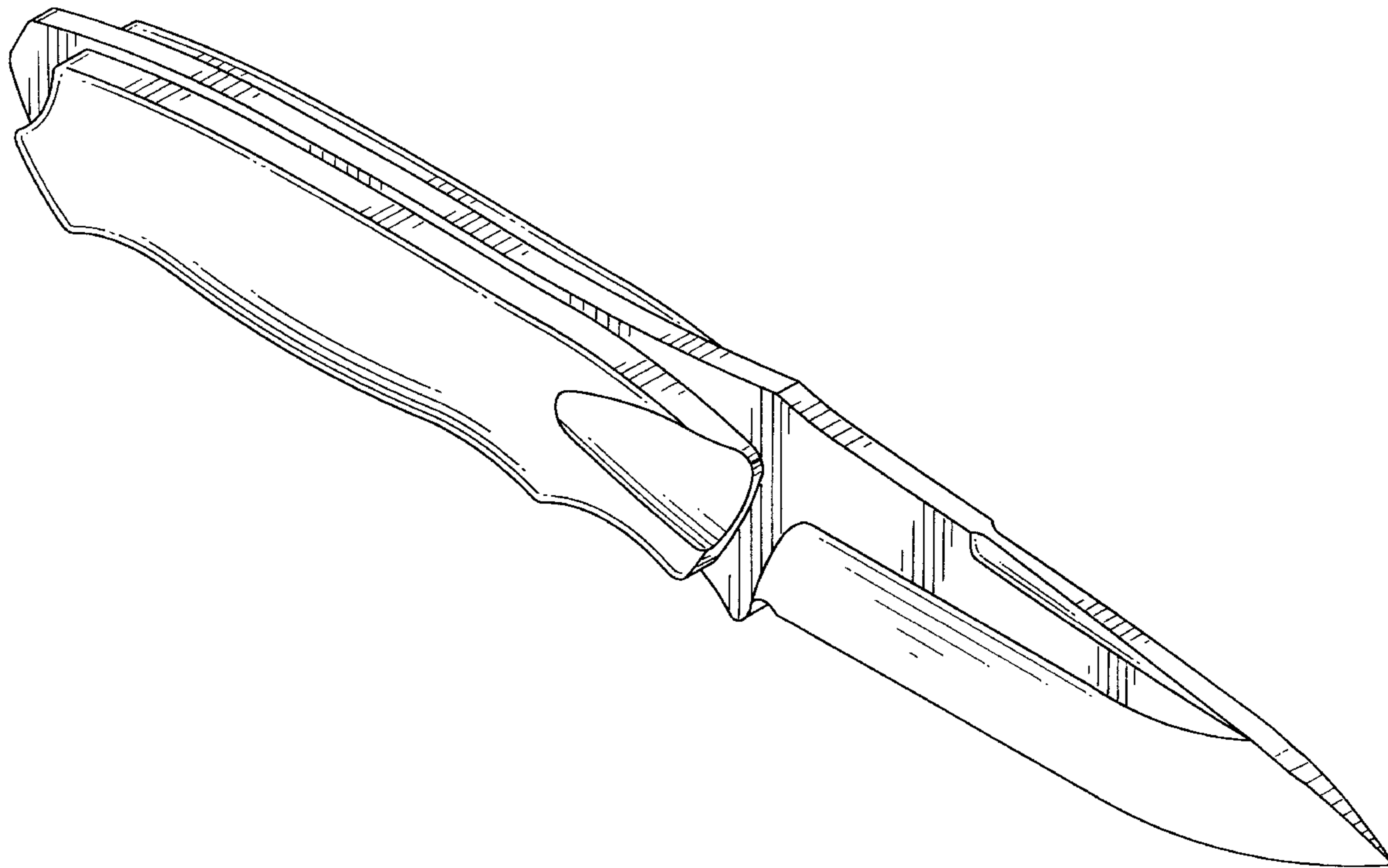
FIG. 3 is a top plan, or back, view thereof;

FIG. 4 is a bottom plan, or edge, view thereof;

FIG. 5 is a rear, or handle, end elevational view thereof; and,

FIG. 6 is a front, or blade, end elevational view thereof.

1 Claim, 2 Drawing Sheets



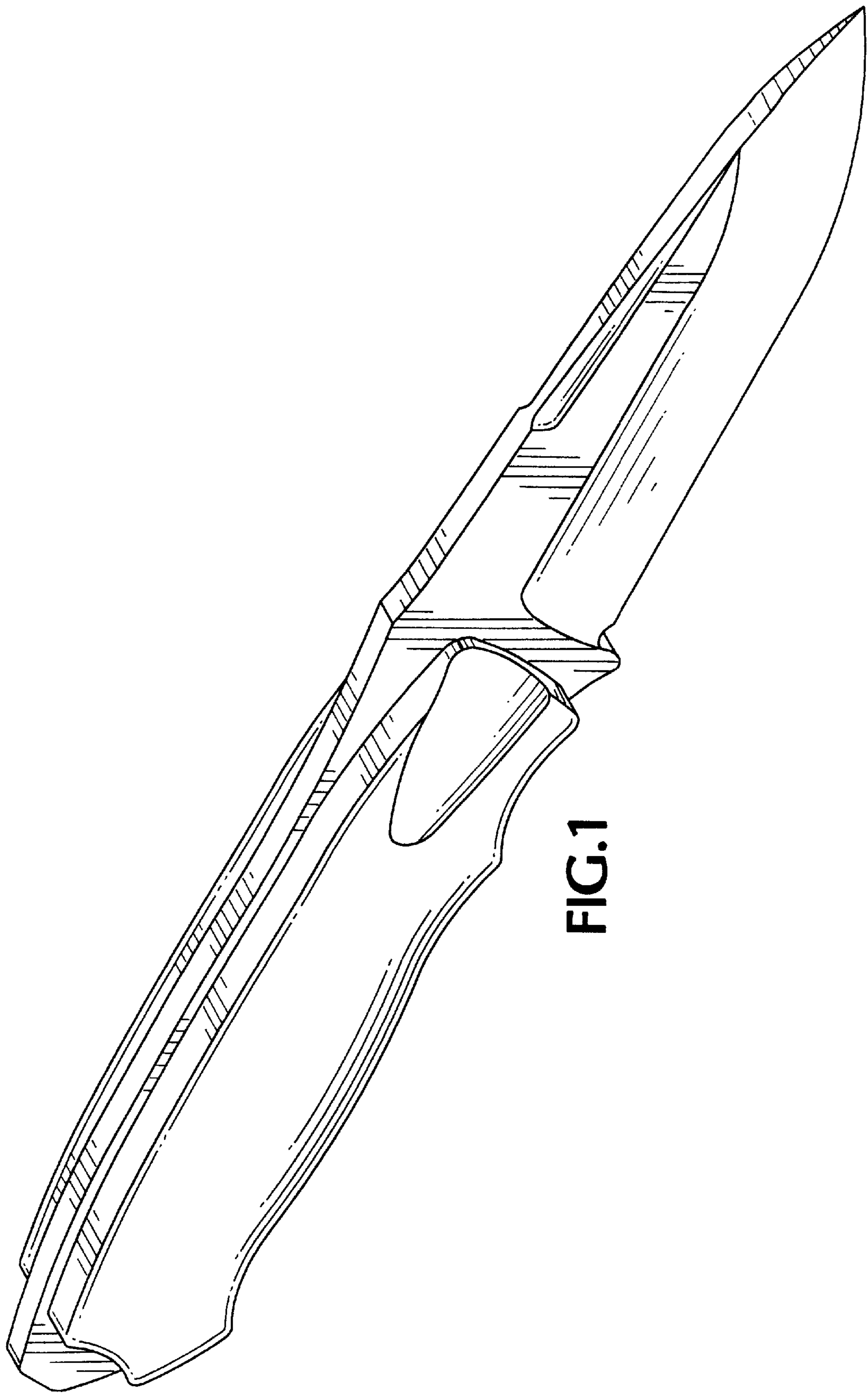


FIG.1

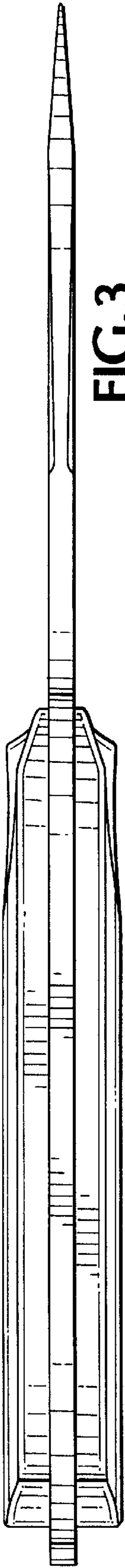


FIG. 3

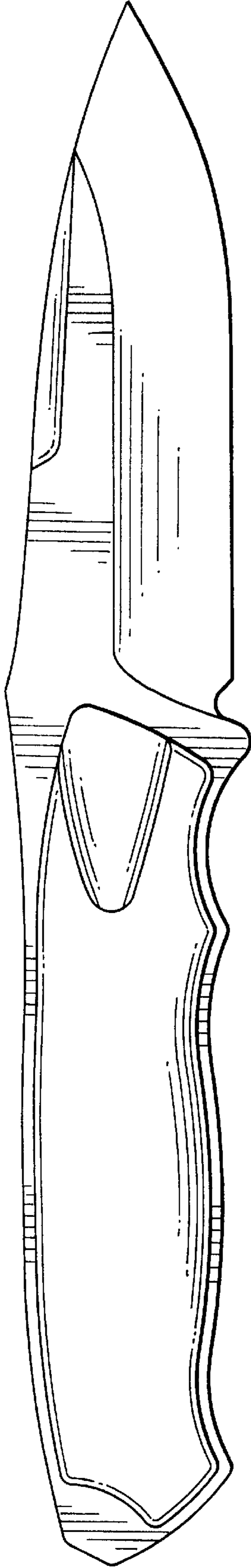


FIG. 2

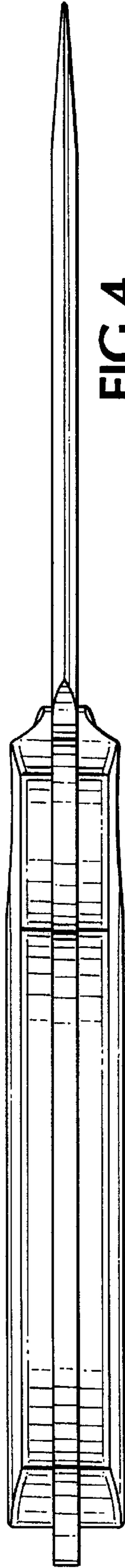


FIG. 4

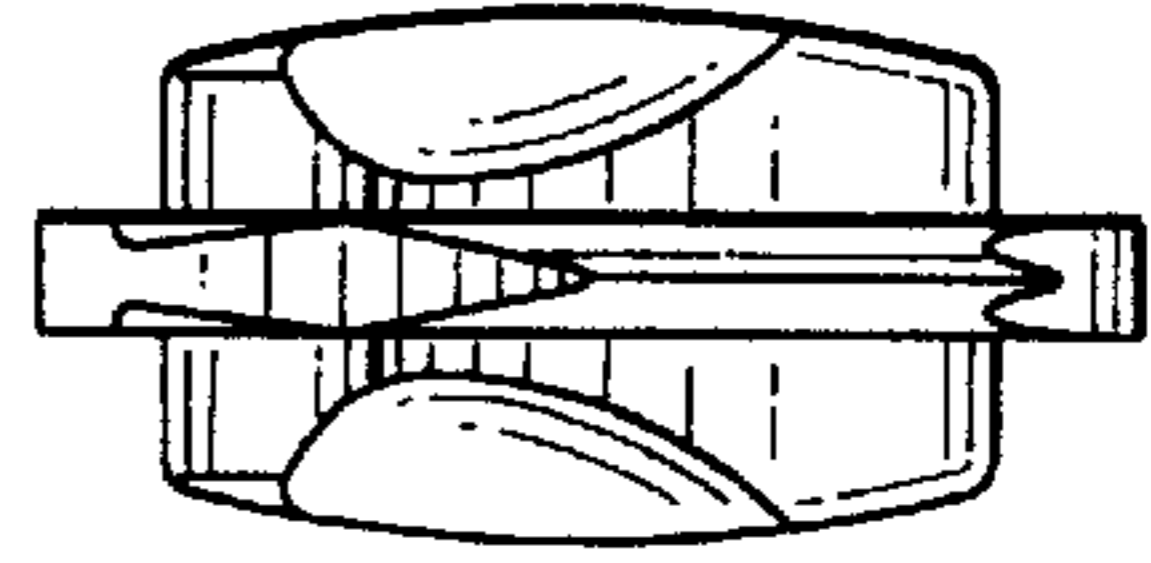


FIG. 6

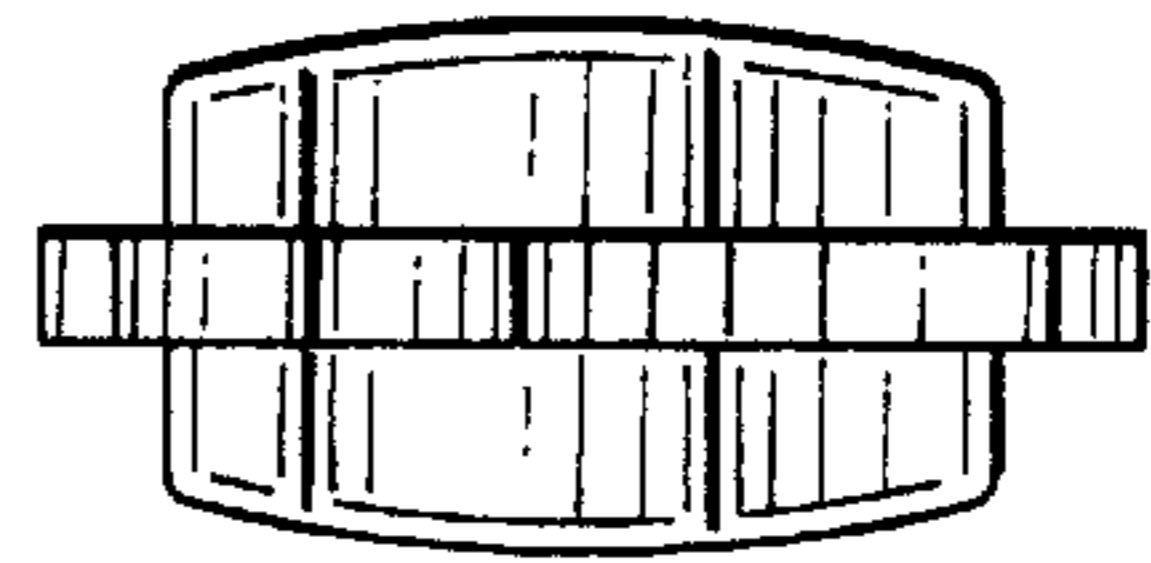


FIG. 5