



US00D422642S

United States Patent [19] Pugliese

[11] **Patent Number: Des. 422,642**

[45] **Date of Patent: ** Apr. 11, 2000**

[54] **SIGN HOLDER FOR BOOK SHELVING**

4,540,093 9/1985 Merl et al. 211/59.1
5,606,816 3/1997 Schwartz 40/617

[75] Inventor: **Joseph S. Pugliese**, Lewisburg, Pa.

[73] Assignee: **Brodart Co.**, Williamsport, Pa.

[**] Term: **14 Years**

Primary Examiner—Susan J. Lucas
Assistant Examiner—Jennifer Rivard
Attorney, Agent, or Firm—Levine & Mandelbaum

[21] Appl. No.: **29/081,537**

[22] Filed: **Jan. 5, 1998**

[57] **CLAIM**

I claim the ornamental design for a sign holder for book shelving, as shown and described.

[51] **LOC (6) Cl.** **20-03**

[52] **U.S. Cl.** **D20/43; D8/363**

[58] **Field of Search** D20/10, 40, 41,
D20/42, 43, 44; D8/373, 376, 363, 349;
211/49.1, 48, 90.03, 150, 105.1, 105.2,
119, 106, 181.1; 40/642.02, 659, 606, 607,
611, 617, 618, 620; 248/220.22, 249, 302

DESCRIPTION

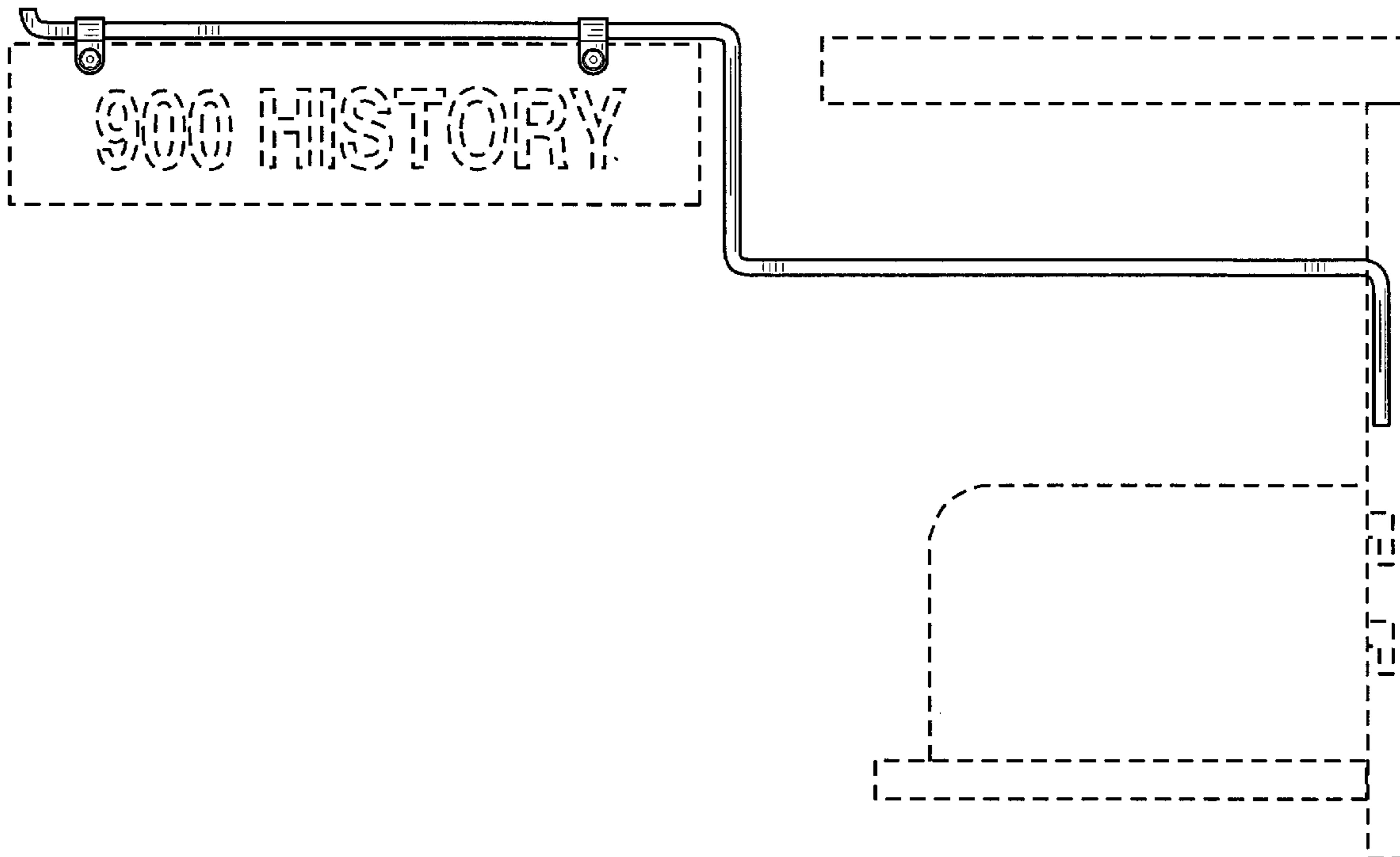
FIG. 1 is a perspective view from the front, top, and right side of a sign holder according to this invention;
FIG. 2 is a front elevational view thereof;
FIG. 3 is a rear elevational view thereof;
FIG. 4 is a right side elevational view thereof, the broken lines showing environment and not being part of the design;
FIG. 5 is a left side elevational view thereof, the broken lines showing environment and not being part of the design;
FIG. 6 is a top view of the sign holder; and,
FIG. 7 is a bottom view of the sign holder.

[56] **References Cited**

U.S. PATENT DOCUMENTS

D. 247,265 2/1978 Ledebuhr D20/43
D. 390,881 2/1998 Kiigins D20/42 X
3,452,954 7/1969 Lucietto et al. 248/220.22

1 Claim, 6 Drawing Sheets



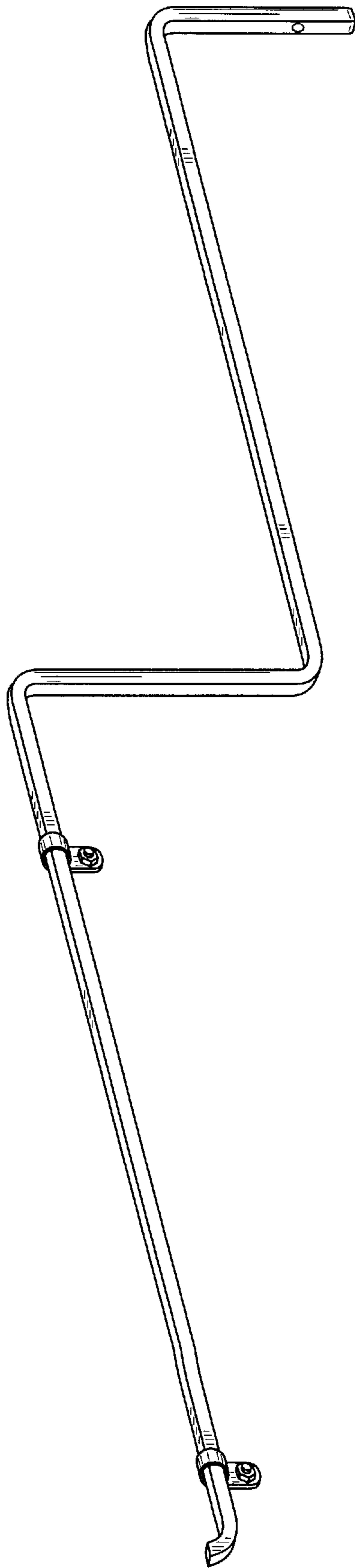


FIG. 1

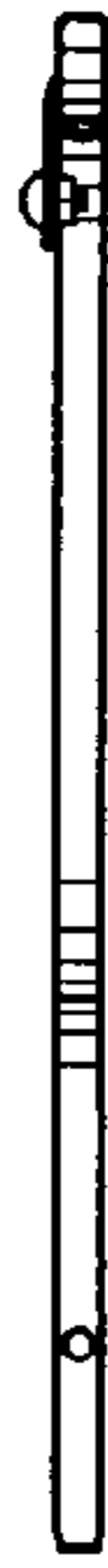


FIG. 2



FIG. 3

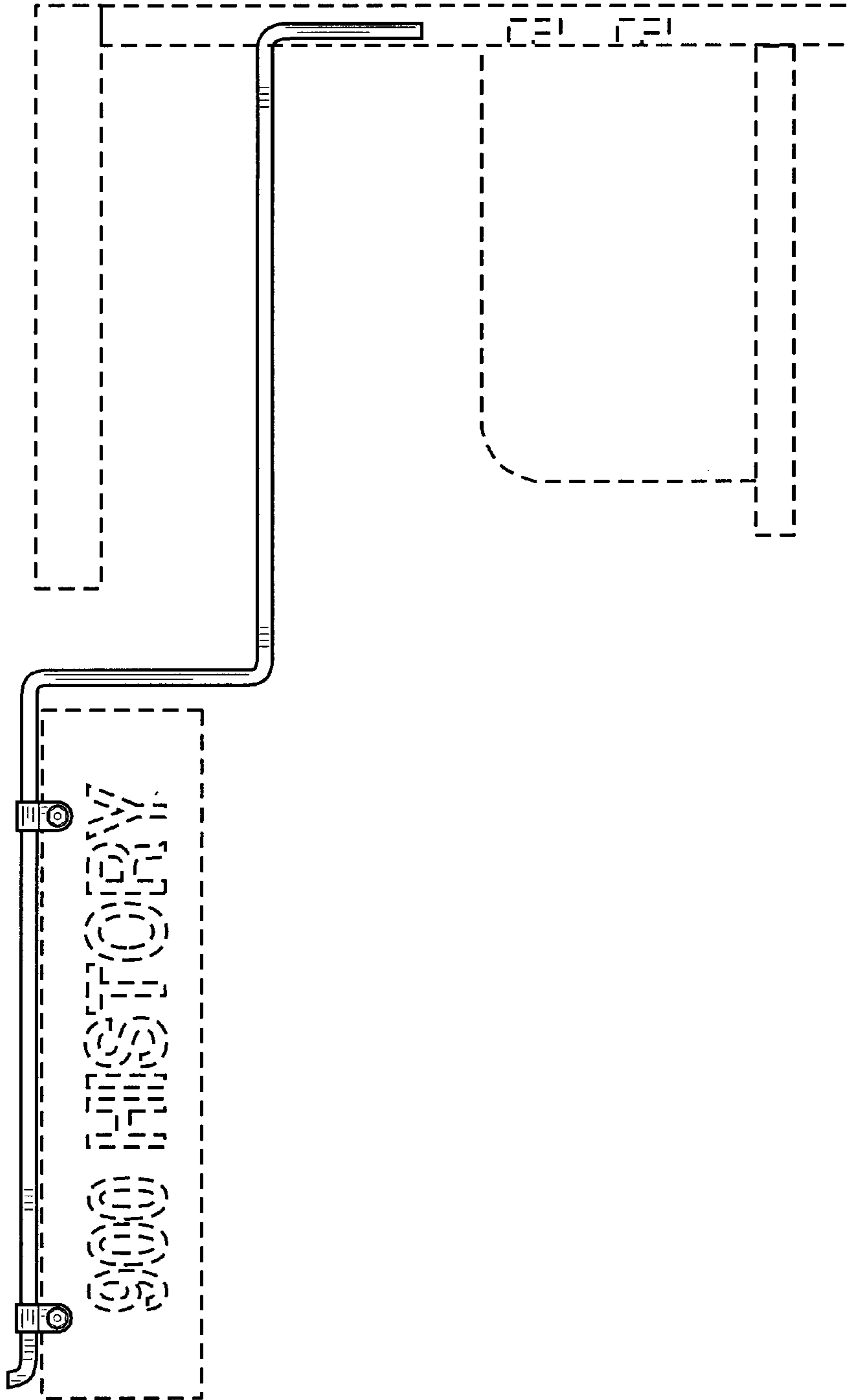


FIG. 4

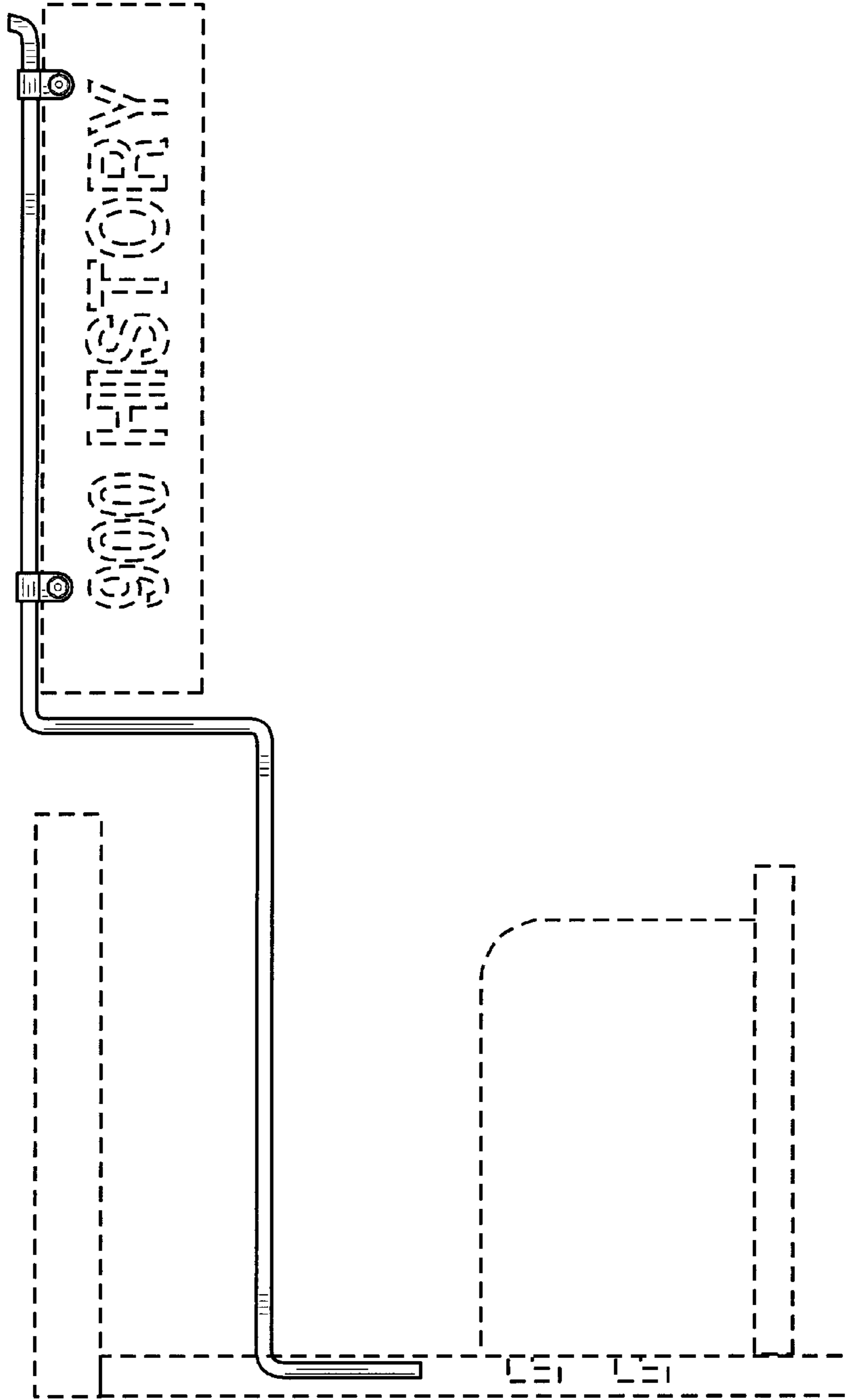


FIG. 5



FIG. 6



FIG. 7