



US00D422619S

# United States Patent [19]

Hsu

[11] **Patent Number: Des. 422,619**

[45] **Date of Patent: \*\* Apr. 11, 2000**

[54] **GLASSES**

[76] Inventor: **Wen-Hsing Hsu**, 7th Fl., No. 50, Sec. 2, Chang-An E. Rd., Taipei, Taiwan

[\*\*] Term: **14 Years**

[21] Appl. No.: **29/110,583**

[22] Filed: **Sep. 9, 1999**

[51] **LOC (6) Cl.** ..... **16-06**

[52] **U.S. Cl.** ..... **D16/326; D16/321**

[58] **Field of Search** ..... D16/101, 300-330, D16/335, 337; D29/109, 110; 351/41, 44, 51, 52, 111, 158; 2/447, 448

[56] **References Cited**

**U.S. PATENT DOCUMENTS**

- D. 191,229 8/1961 Boxer ..... D16/321
- D. 235,164 5/1975 Shindler ..... D16/335
- D. 371,382 7/1996 Berthet-Bondet ..... D16/326

- D. 399,239 10/1998 Jannard et al. .... D16/326
- D. 411,560 7/1999 Arnette ..... D16/326
- 5,793,464 8/1998 Chen ..... 351/51

*Primary Examiner*—Raphael Barkai  
*Attorney, Agent, or Firm*—Jones, Tullar & Cooper, P.C.


[57] **CLAIM**

The ornamental design for glasses, as shown.

**DESCRIPTION**

FIG. 1 is a front-left-top perspective view of glasses, showing my new design;  
FIG. 2 is a front elevational view thereof;  
FIG. 3 is a rear elevational view thereof;  
FIG. 4 is a left side elevational view thereof;  
FIG. 5 is a right side elevational view thereof;  
FIG. 6 is a top plan view thereof; and,  
FIG. 7 is a bottom plan view thereof.

**1 Claim, 7 Drawing Sheets**






Fig . 1

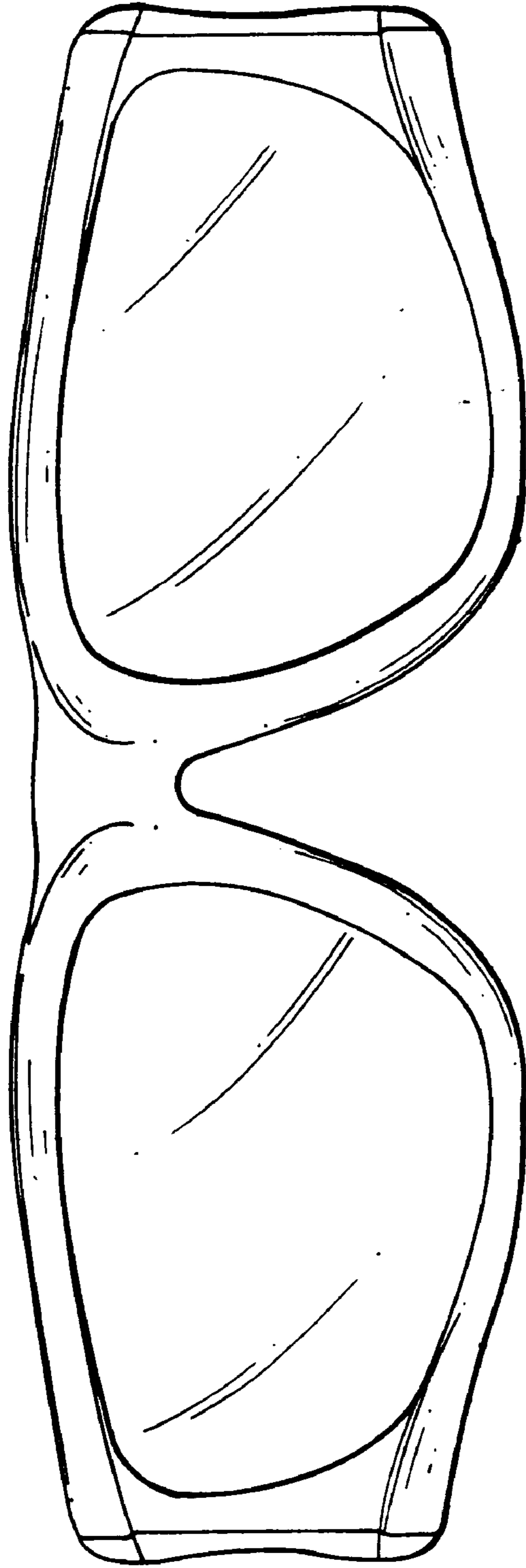


Fig. 2

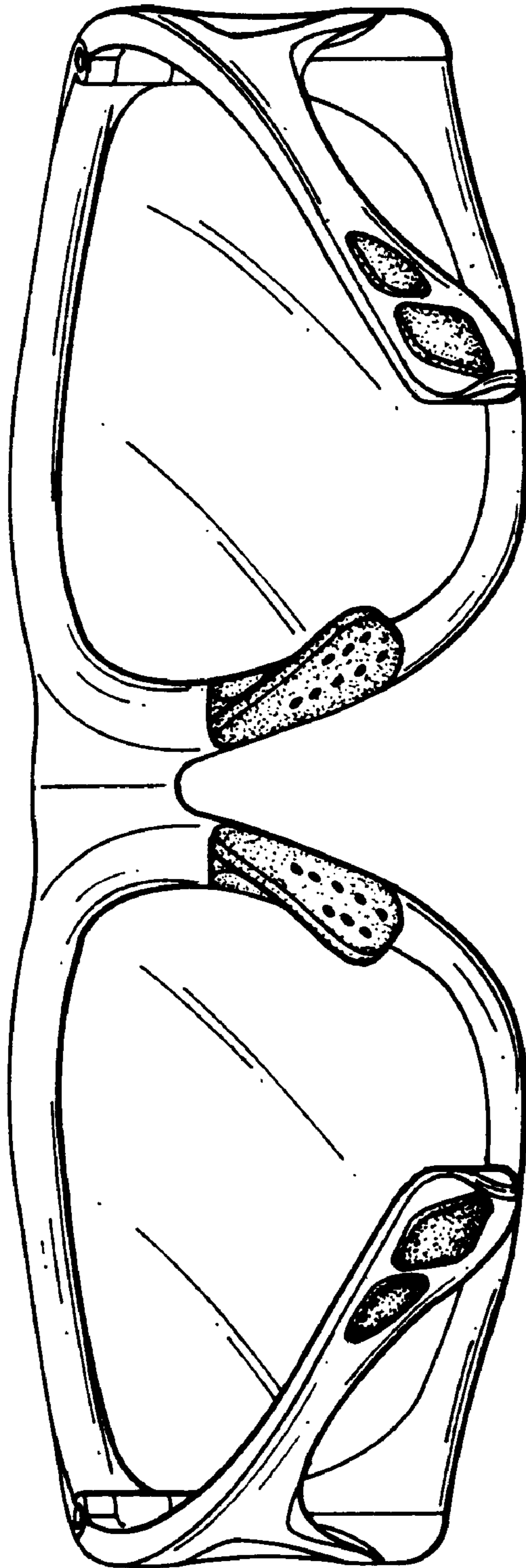


Fig. 3



Fig. 4

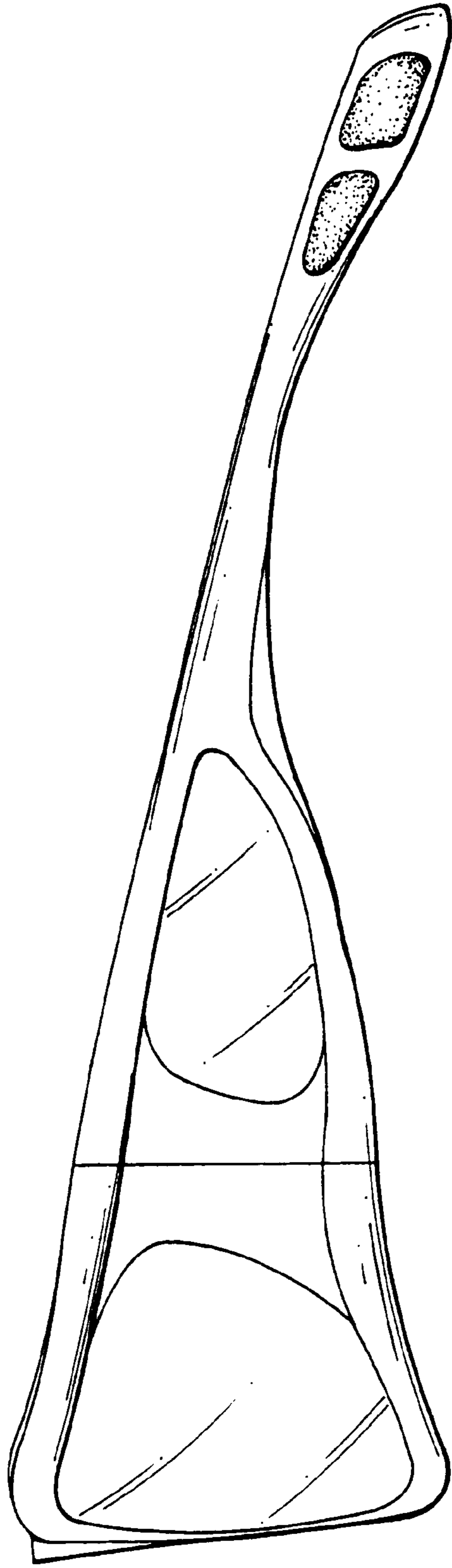


Fig. 5

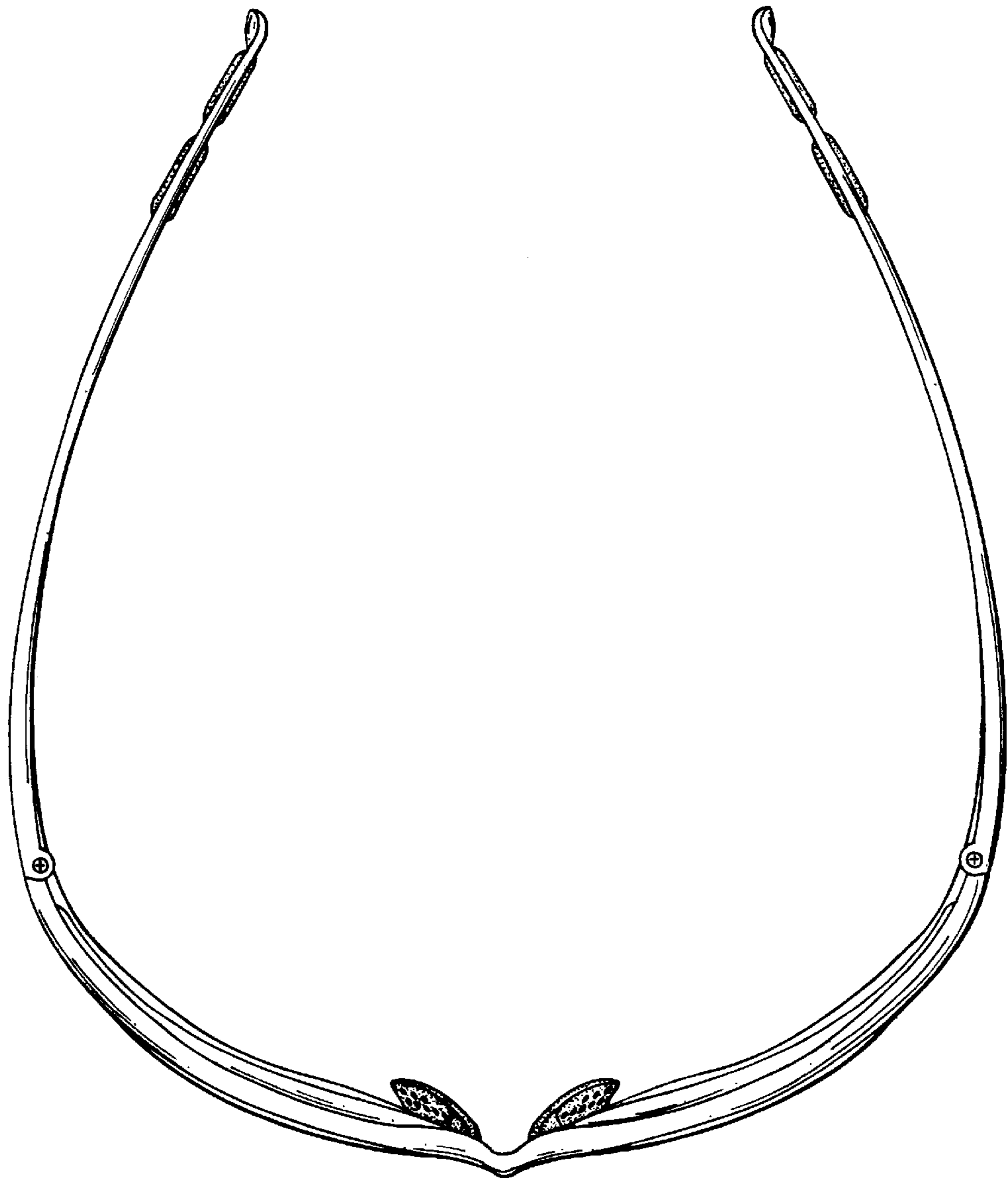


Fig .6

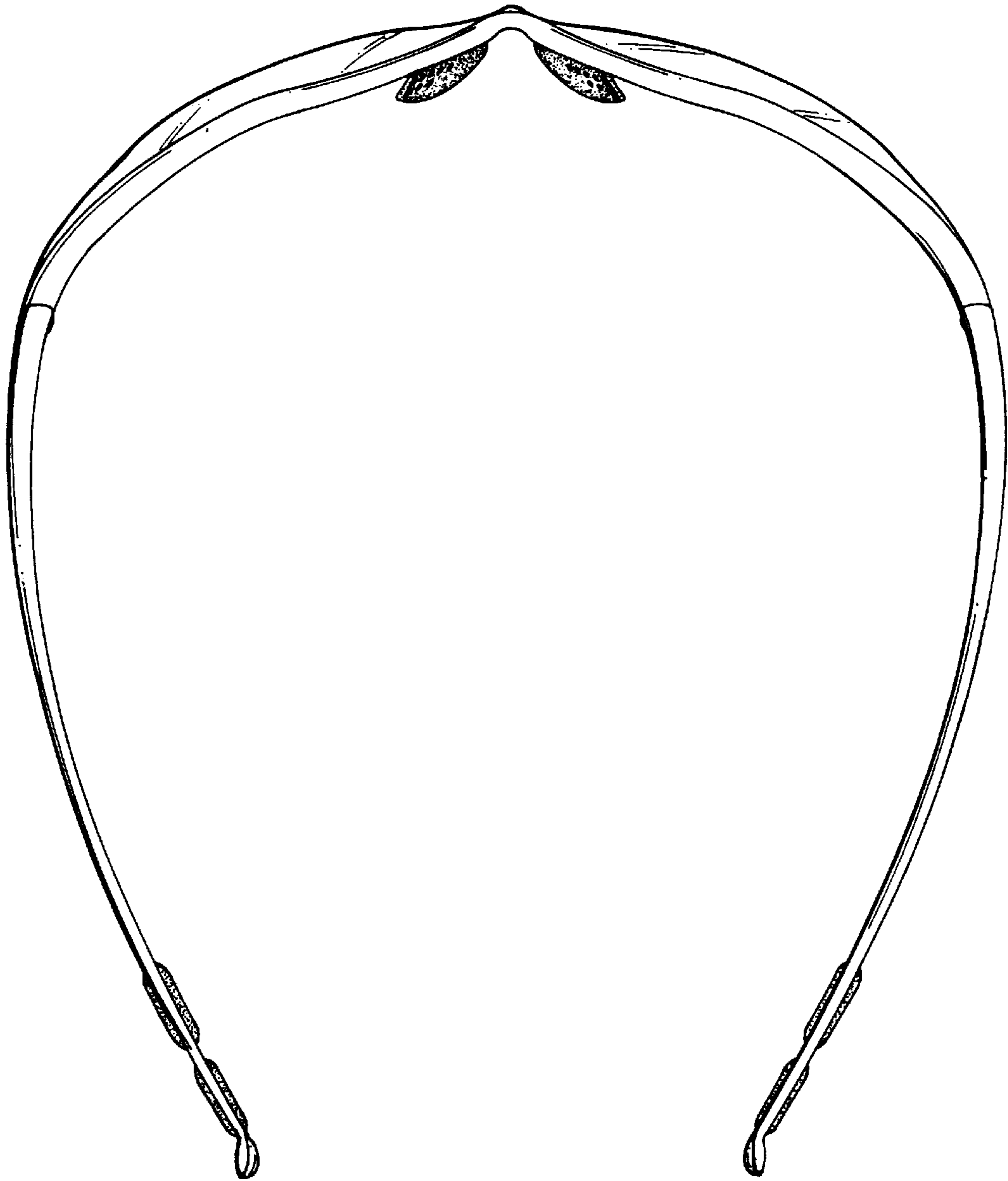


Fig. 7