



US00D422606S

# United States Patent [19]

Katoh et al.

[11] Patent Number: **Des. 422,606**

[45] Date of Patent: **\*\* Apr. 11, 2000**

[54] **GARDEN TRACTOR**

[75] Inventors: **Hisato Katoh; Takashi Yoshii**, both of Sakai, Japan

[73] Assignee: **Kubota Corporation**, Osaka, Japan

[\*\*] Term: **14 Years**

[21] Appl. No.: **29/087,003**

[22] Filed: **Apr. 24, 1998**

[30] **Foreign Application Priority Data**

Oct. 27, 1997 [JP] Japan ..... 9-73029

[51] **LOC (6) Cl.** ..... **15-03**

[52] **U.S. Cl.** ..... **D15/23; D15/15**

[58] **Field of Search** ..... D15/14-17, 23; 56/12.7, 15.8, 200, 254, 255, 294, 320.1, 320.2; 180/89.1, 89.12, 900

[56] **References Cited**

**U.S. PATENT DOCUMENTS**

- D. 310,374 9/1990 Westimayer et al. .... D15/15
- D. 363,940 11/1995 Hinklin ..... D15/15
- D. 378,755 4/1997 Kato et al. .... D15/23

**OTHER PUBLICATIONS**

Sears Lawn and Garden Catalog 1992. p. 9, Craftsman II Tractor.  
Japanese Publication No. HA 07027006, undated.

*Primary Examiner*—Sandra L. Morris  
*Attorney, Agent, or Firm*—Edwin E. Greigg; Ronald E. Greigg

[57] **CLAIM**

The ornamental design for a garden tractor, as shown and described.

**DESCRIPTION**


FIG. 1 is a top plan view of a garden tractor showing our new design;  
FIG. 2 is a front view thereof;  
FIG. 3 is a rear view thereof;  
FIG. 4 is a left side view thereof;  
FIG. 5 is a right side view thereof;  
FIG. 6 is a left side and rear perspective view thereof;  
FIG. 7 is a right side and rear perspective view thereof;  
FIG. 8 is a left side and front perspective view thereof; and,  
FIG. 9 is a right side and front perspective view thereof.

**1 Claim, 9 Drawing Sheets**






FIG. 1





# FIG. 2





# FIG. 3






FIG. 4





FIG. 5





FIG. 6





FIG. 7





FIG. 8





FIG. 9

