



US00D422588S

United States Patent [19] Hunt

[11] **Patent Number: Des. 422,588**

[45] **Date of Patent: ** Apr. 11, 2000**

[54] **BODY SHAPE OF A COMMUNICATION
DEVICE WITH FOLDABLE ANTENNA**

[75] Inventor: **Charles Curtiss Hunt**, Raleigh, N.C.

[73] Assignee: **Ericsson Inc.**, Research Triangle Park,
N.C.

[**] Term: **14 Years**

[21] Appl. No.: **29/104,964**

[22] Filed: **May 14, 1999**

[51] **LOC (6) Cl. 14-03**

[52] **U.S. Cl. D14/138; D14/248**

[58] **Field of Search** D14/137, 218,
D14/138, 144, 147-148, 247-249, 140-142,
250, 240, 100, 115; 343/702; 379/433,
434, 419, 420, 428, 440, 368; 455/550-575,
90; D13/168; D18/2, 7

[56] **References Cited**

U.S. PATENT DOCUMENTS

D. 383,747	9/1997	Richards et al.	D14/138
D. 389,141	1/1998	Biasotti et al.	D14/138
D. 397,110	8/1998	Kulberg et al.	D14/138
D. 403,318	12/1998	Kurokawa et al.	D14/138
D. 410,645	6/1999	Wood et al.	D14/138
D. 411,843	7/1999	Lohrding et al.	D14/138

5,535,435	7/1996	Balzano et al.	455/575
5,628,057	5/1997	Phillips et al.	455/575
5,734,716	3/1998	Kulberg	379/433
5,907,306	5/1999	Karabinis et al.	343/702

Primary Examiner—Jeffrey Asch
Attorney, Agent, or Firm—Herbert V. Kerner

[57] **CLAIM**

The ornamental design for a body shape of a communication device with a foldable antenna, as shown and described.

DESCRIPTION

FIG. 1 is a front view of a communication device with a foldable antenna showing my design;
FIG. 2 is a back view thereof;
FIG. 3 is a side view thereof;
FIG. 4 is an opposite side view thereof;
FIG. 5 is a top view thereof;
FIG. 6 is a bottom view thereof;
FIG. 7 shows a front perspective view of the communication device of my design; and,
FIG. 8 shows a back perspective view of the communication device of my design with the foldable antenna in a extended position.

The broken lines shown herein are for illustrative purposes only and form no part of the claimed design.

1 Claim, 7 Drawing Sheets

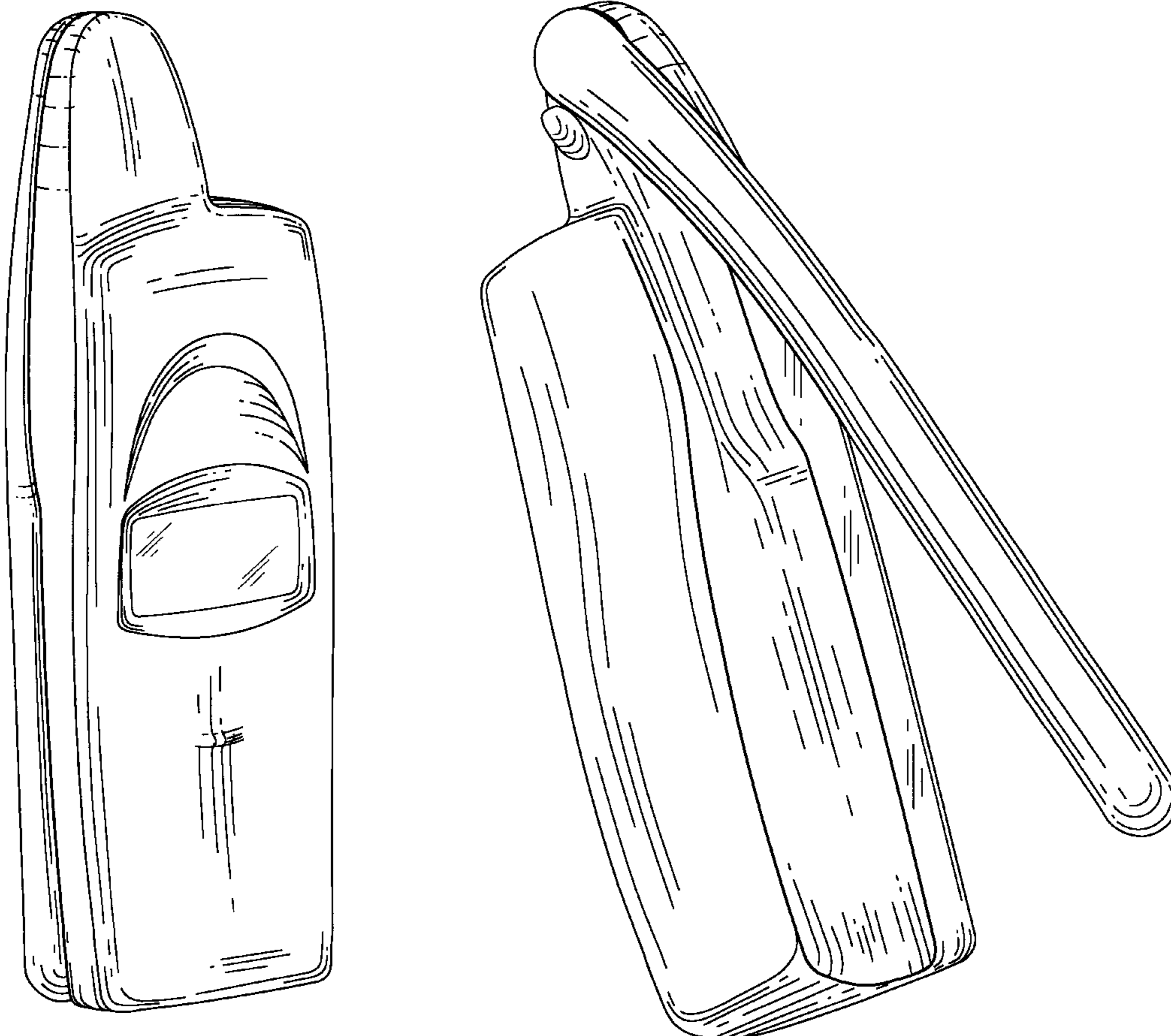


FIG. 1

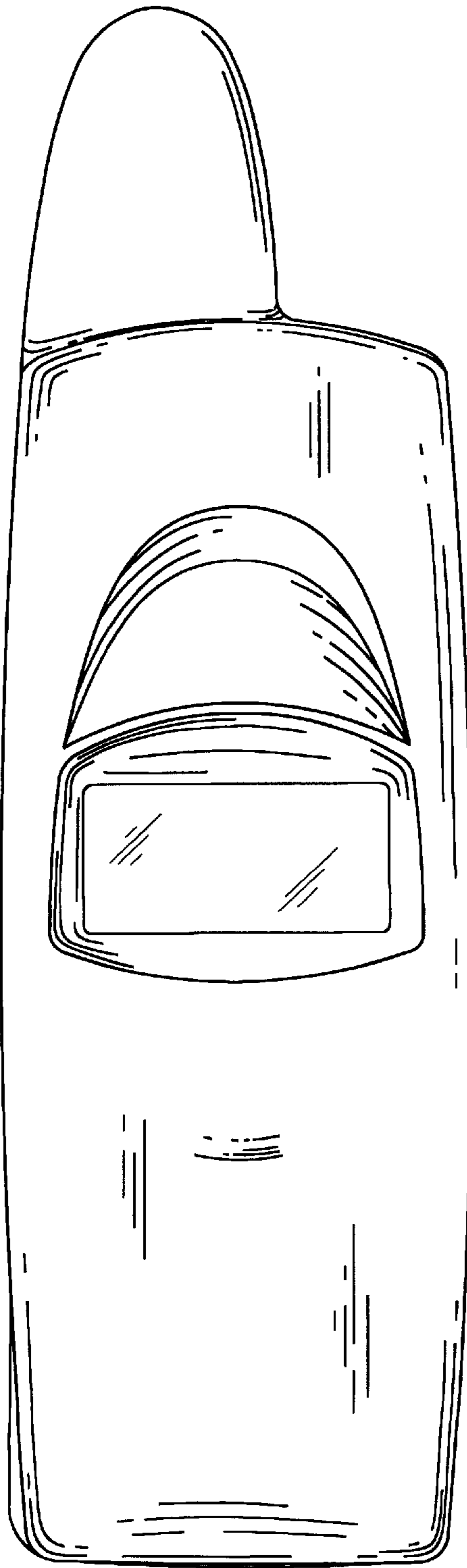


FIG. 2




FIG. 3



FIG. 4




FIG. 5

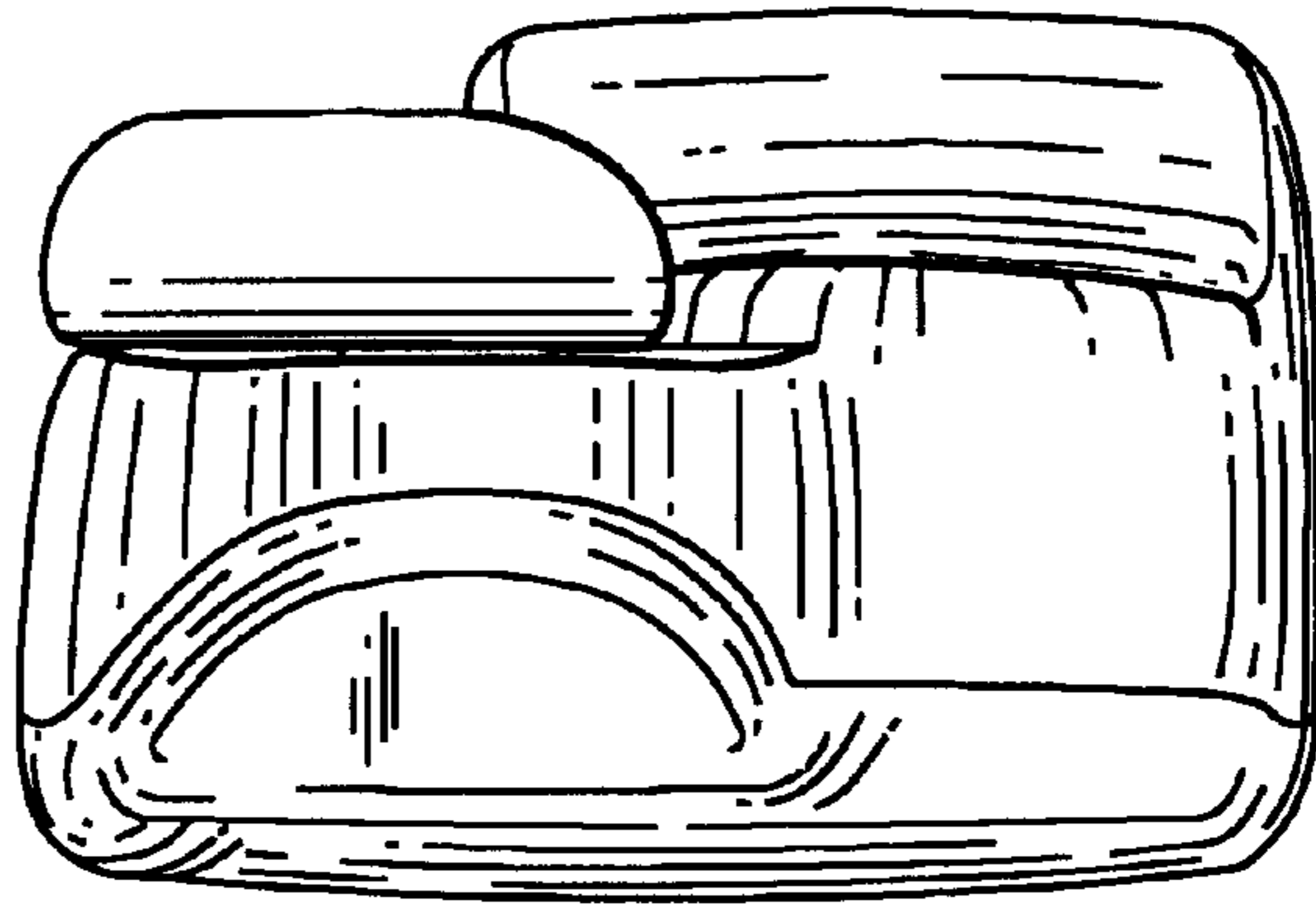


FIG. 6

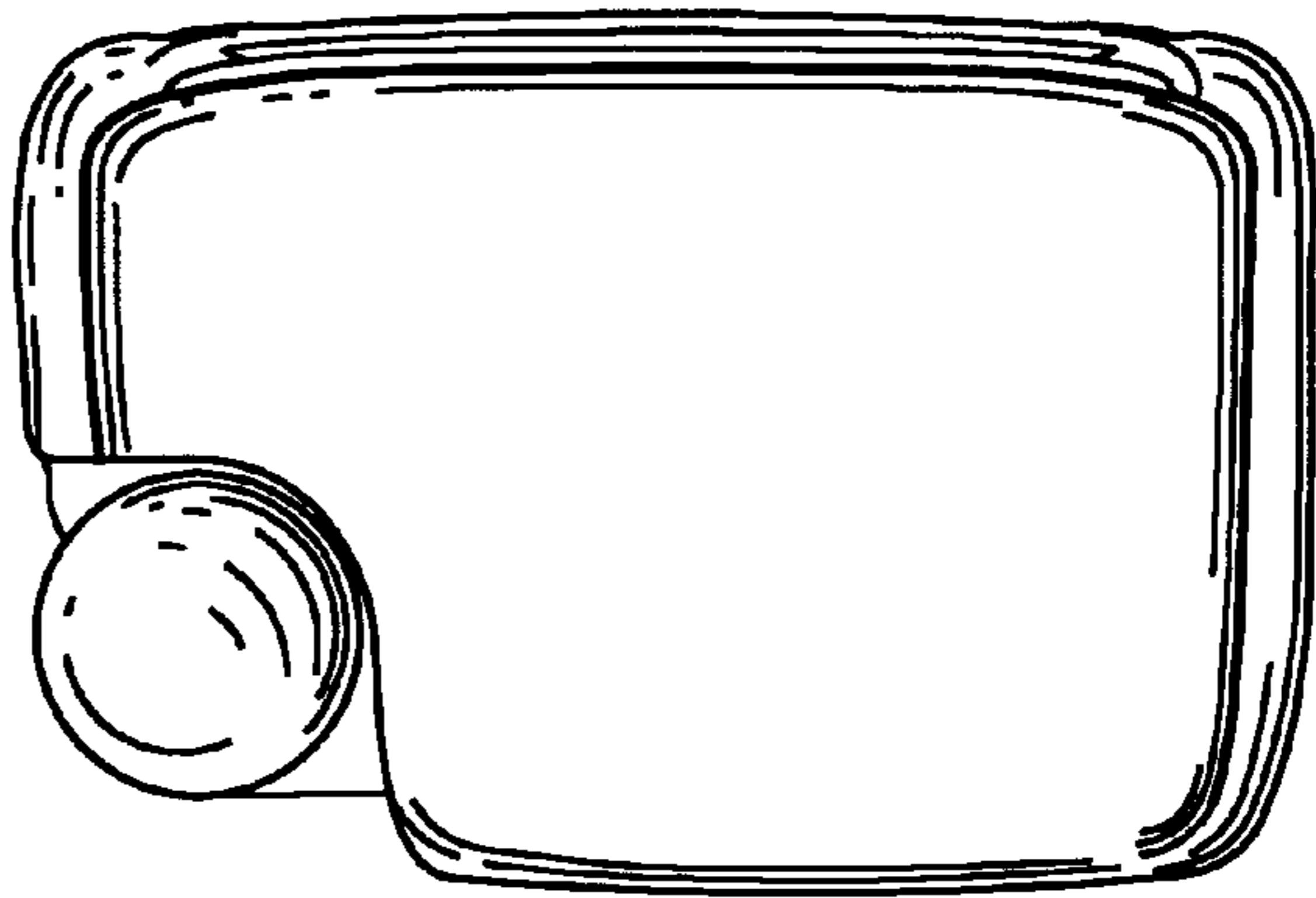


FIG. 7

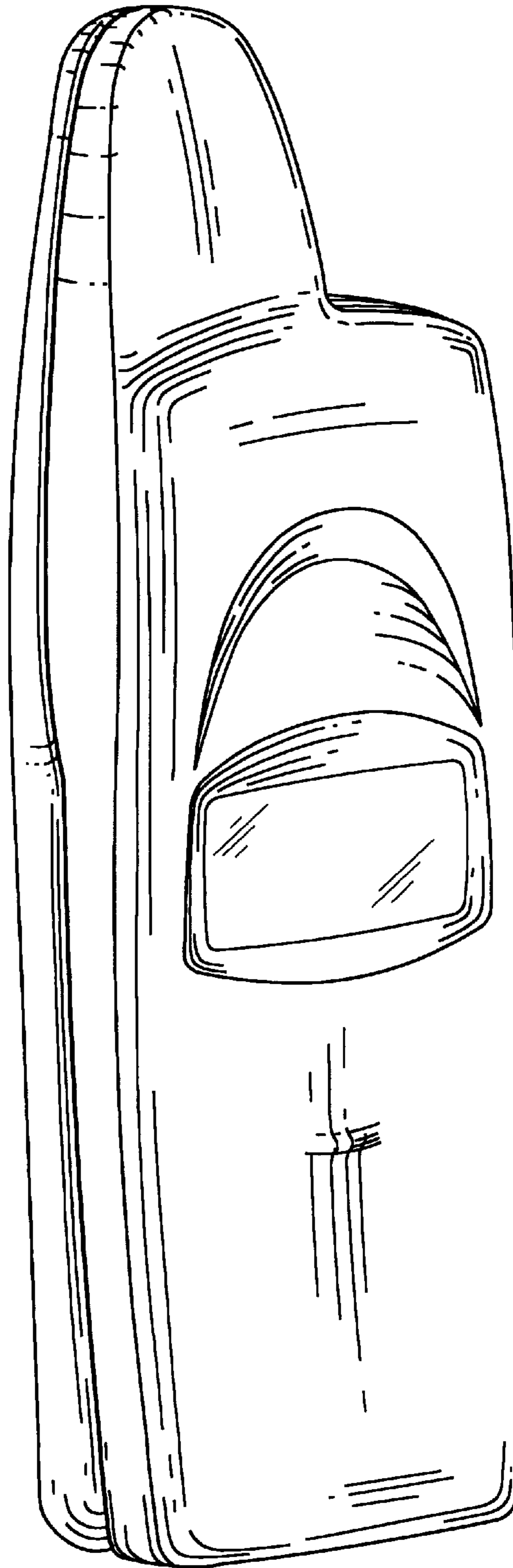
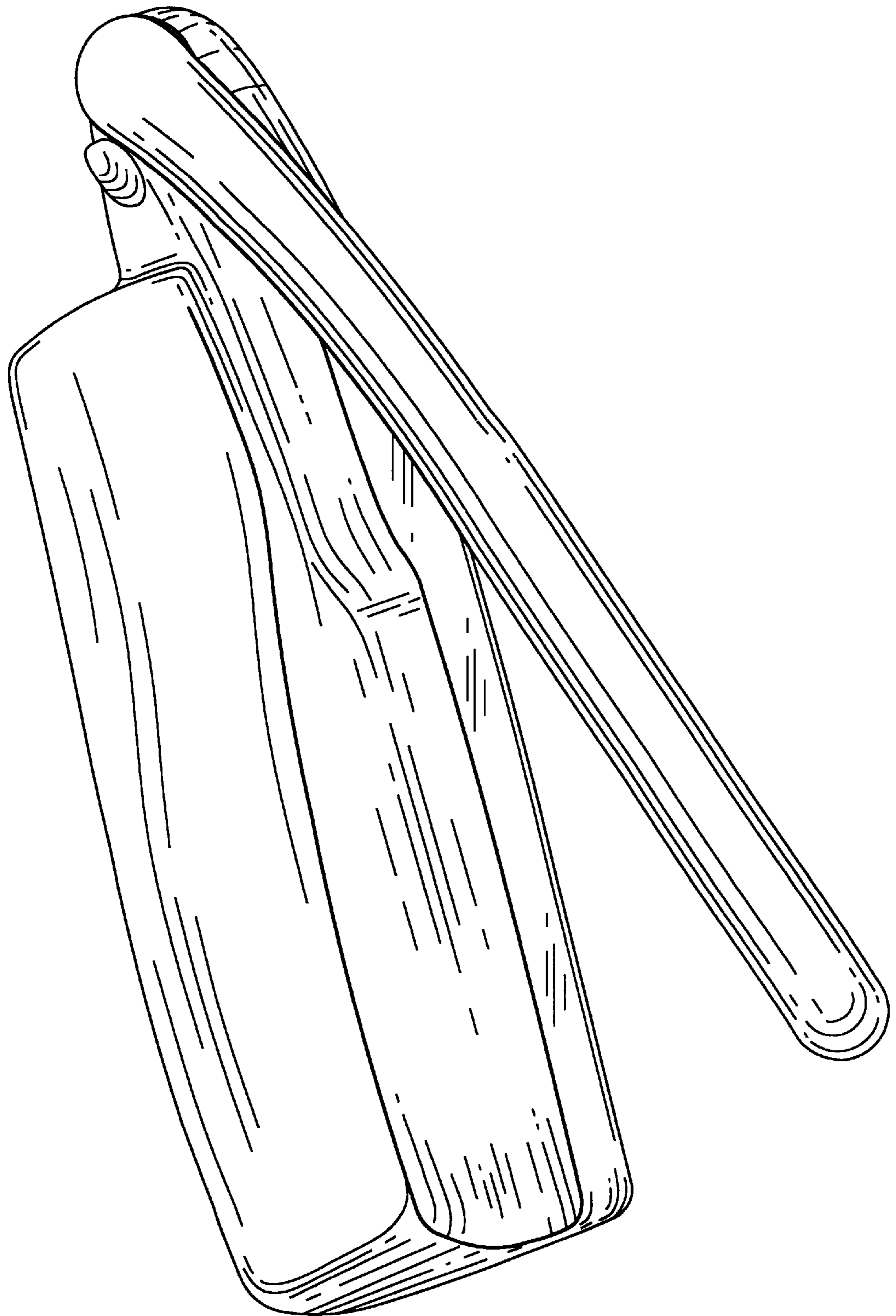


FIG. 8



UNITED STATES PATENT AND TRADEMARK OFFICE
CERTIFICATE OF CORRECTION

PATENT NO. : Des 422,588
DATED : April 11, 2000
INVENTOR(S) : Charles Curtiss Hunt

Page 1 of 9

It is certified that error appears in the above-identified patent and that said Letters Patent is hereby corrected as shown below:

Title page,

Showing the illustrative figure, should be deleted to appear as per the attached title page.

Drawings,

The Drawing Sheets, consisting of Figs. 1-7 should be deleted to be replaced with the drawing sheets consisting of Figs. 1-8, as per attached pages.

Signed and Sealed this

Sixteenth Day of July, 2002

Attest:

A handwritten signature in black ink, appearing to read "James E. Rogan", with a horizontal line drawn underneath it.

Attesting Officer

JAMES E. ROGAN
Director of the United States Patent and Trademark Office

United States Patent [19]
Hunt

[11] **Patent Number: Des. 422,588**

[45] **Date of Patent: ** Apr. 11, 2000**

[54] **BODY SHAPE OF A COMMUNICATION DEVICE WITH FOLDABLE ANTENNA**

[75] **Inventor: Charles Curtiss Hunt, Raleigh, N.C.**

[73] **Assignee: Ericsson Inc., Research Triangle Park, N.C.**

[**] **Term: 14 Years**

[21] **Appl. No.: 29/104,964**

[22] **Filed: May 14, 1999**

[51] **LOC (6) Cl. 14-03**

[52] **U.S. Cl. D14/138; D14/248**

[58] **Field of Search D14/137, 218, D14/138, 144, 147-148, 247-249, 140-142, 250, 240, 100, 115; 343/702; 379/433, 434, 419, 420, 428, 440, 368; 455/550-575, 90; D13/168; D18/2, 7**

[56] **References Cited**

U.S. PATENT DOCUMENTS

D. 383,747	9/1997	Richards et al.	D14/138
D. 389,141	1/1998	Biasotti et al.	D14/138
D. 397,110	8/1998	Kulberg et al.	D14/138
D. 403,318	12/1998	Kurokawa et al.	D14/138
D. 410,645	6/1999	Wood et al.	D14/138
D. 411,843	7/1999	Lohrding et al.	D14/138

5,535,435	7/1996	Balzano et al.	455/575
5,628,057	5/1997	Phillips et al.	455/575
5,734,716	3/1998	Kulberg	379/433
5,907,306	5/1999	Karabinis et al.	343/702

Primary Examiner—Jeffrey Asch
Attorney, Agent, or Firm—Herbert V. Kerner

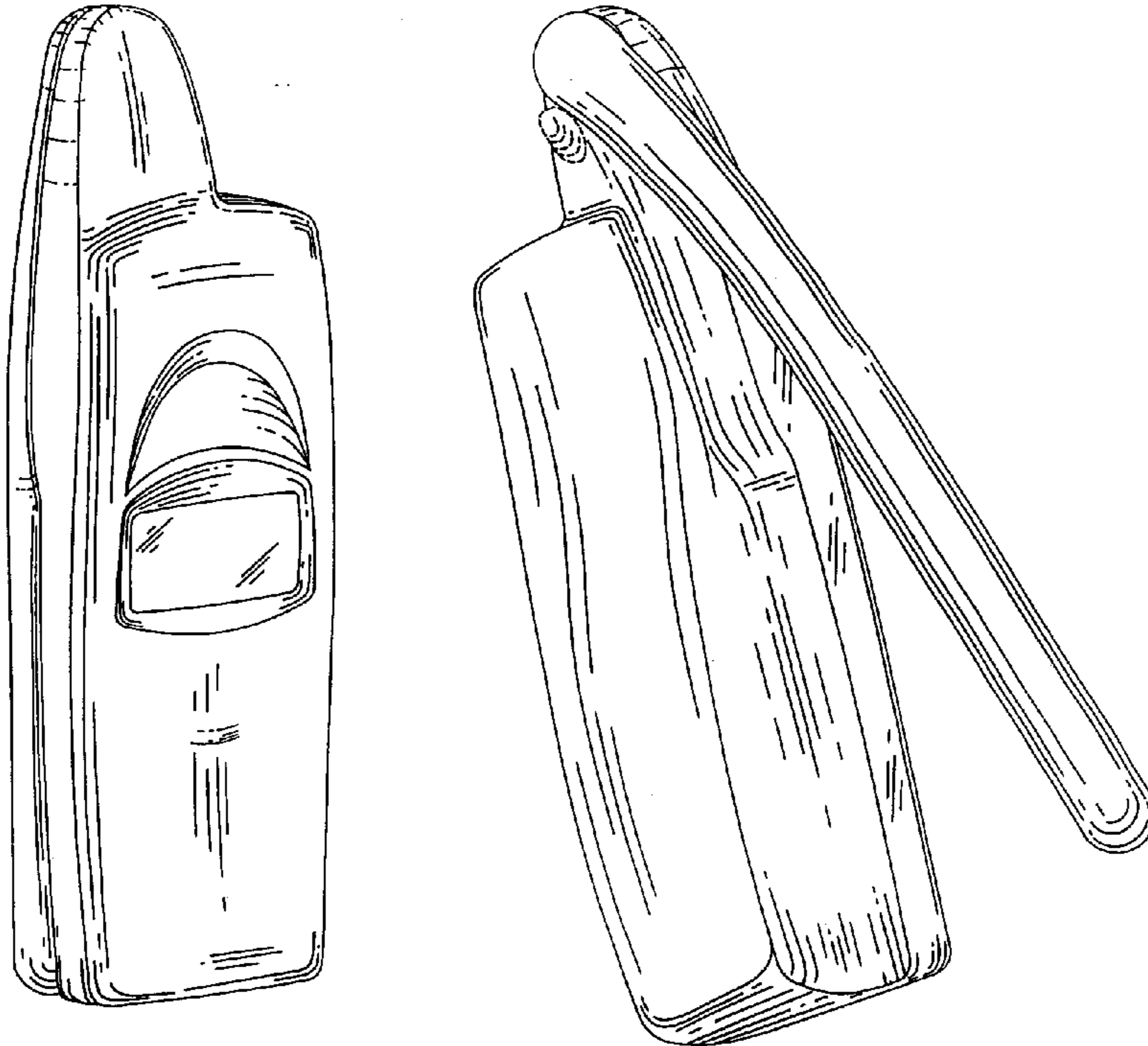
[57] **CLAIM**

The ornamental design for a body shape of a communication device with a foldable antenna, as shown and described.

DESCRIPTION

FIG. 1 is a front view of a communication device with a foldable antenna showing my design;
 FIG. 2 is a back view thereof;
 FIG. 3 is a side view thereof;
 FIG. 4 is an opposite side view thereof;
 FIG. 5 is a top view thereof;
 FIG. 6 is a bottom view thereof;
 FIG. 7 shows a front perspective view of the communication device of my design; and,
 FIG. 8 shows a back perspective view of the communication device of my design with the foldable antenna in a extended position.
 The broken lines shown herein are for illustrative purposes only and form no part of the claimed design.

1 Claim, 8 Drawing Sheets



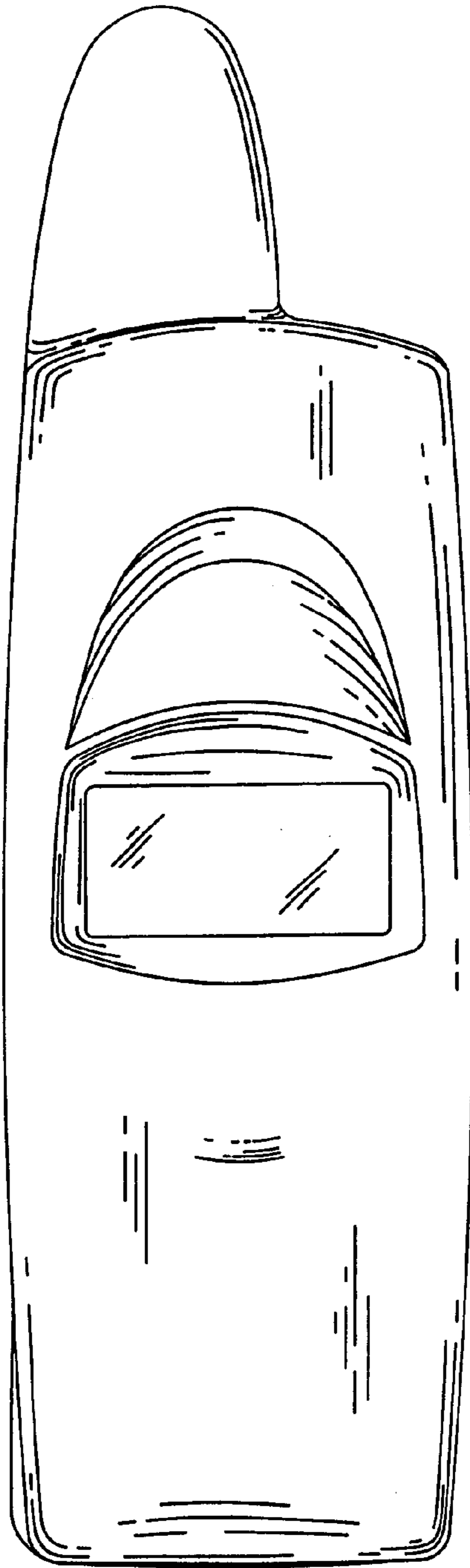


FIG. 1.




FIG. 2.




FIG. 3.

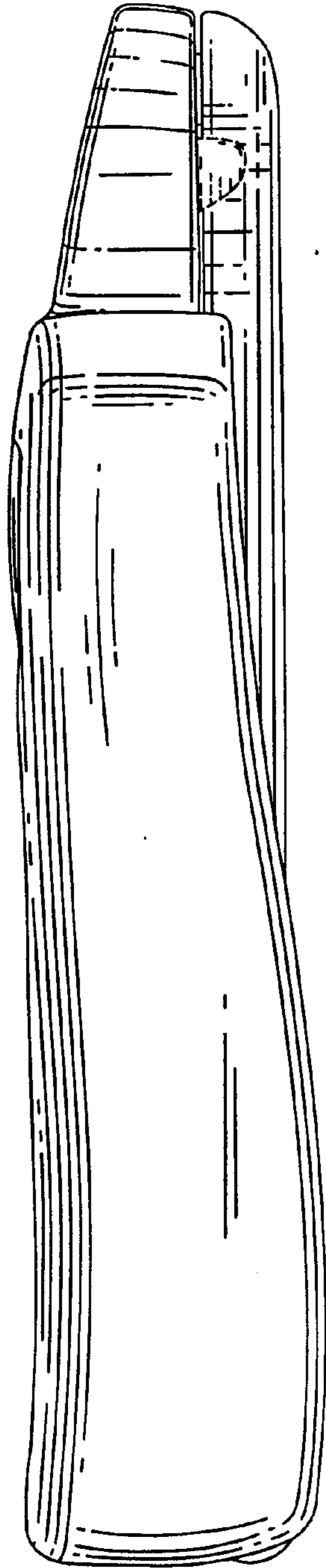


FIG. 4.

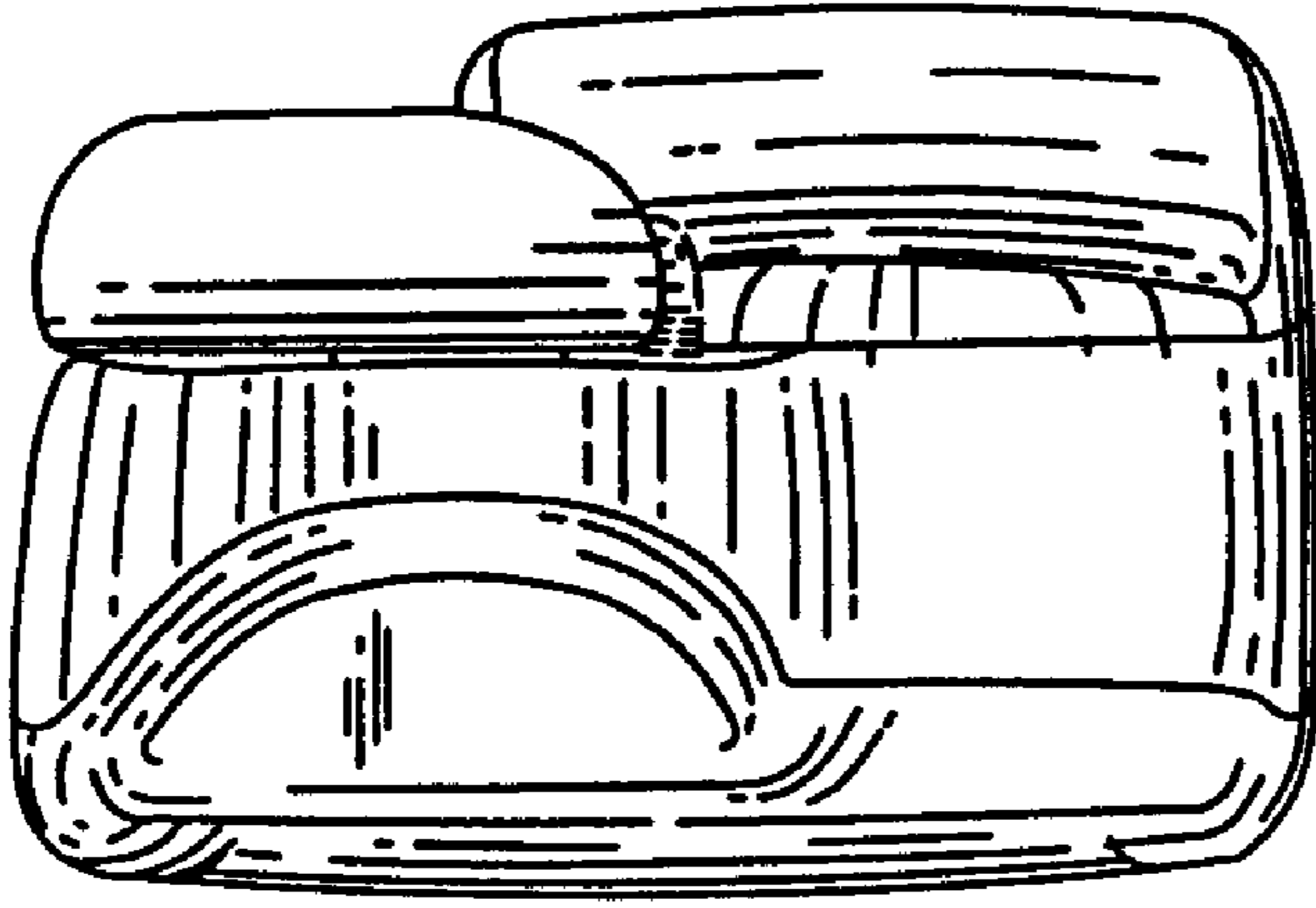


FIG. 5.




FIG. 6.

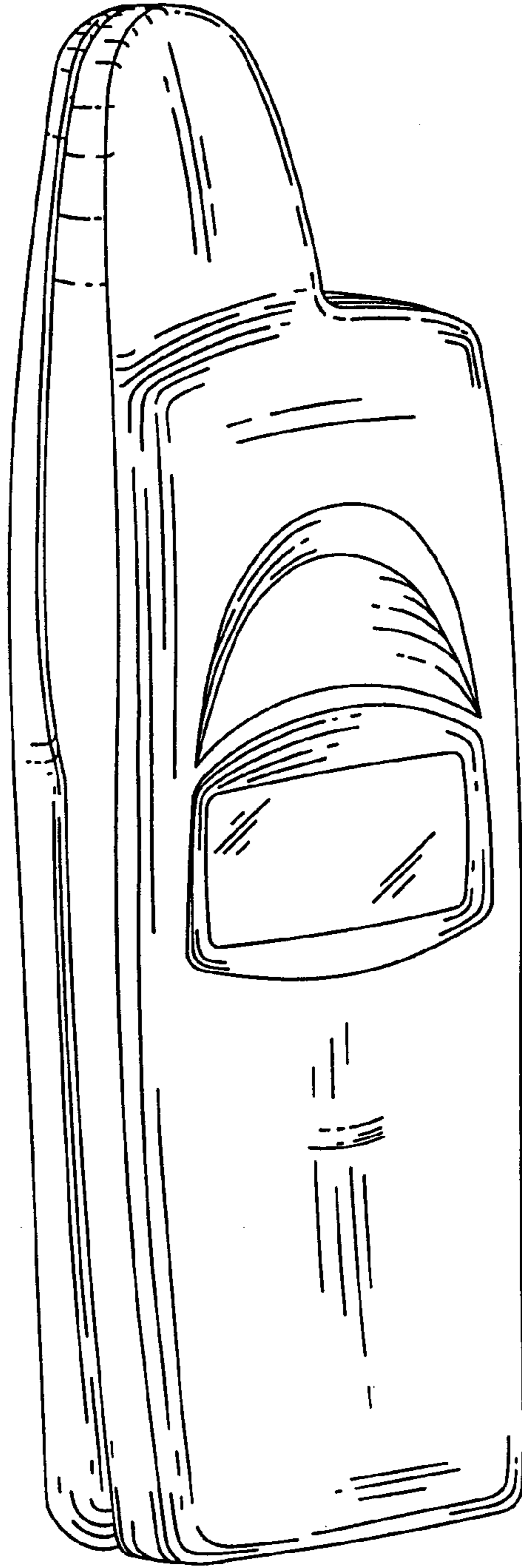


FIG. 7.

U.S. Patent

Apr. 11, 2000

Sheet 7 of 7

Des. 422,588

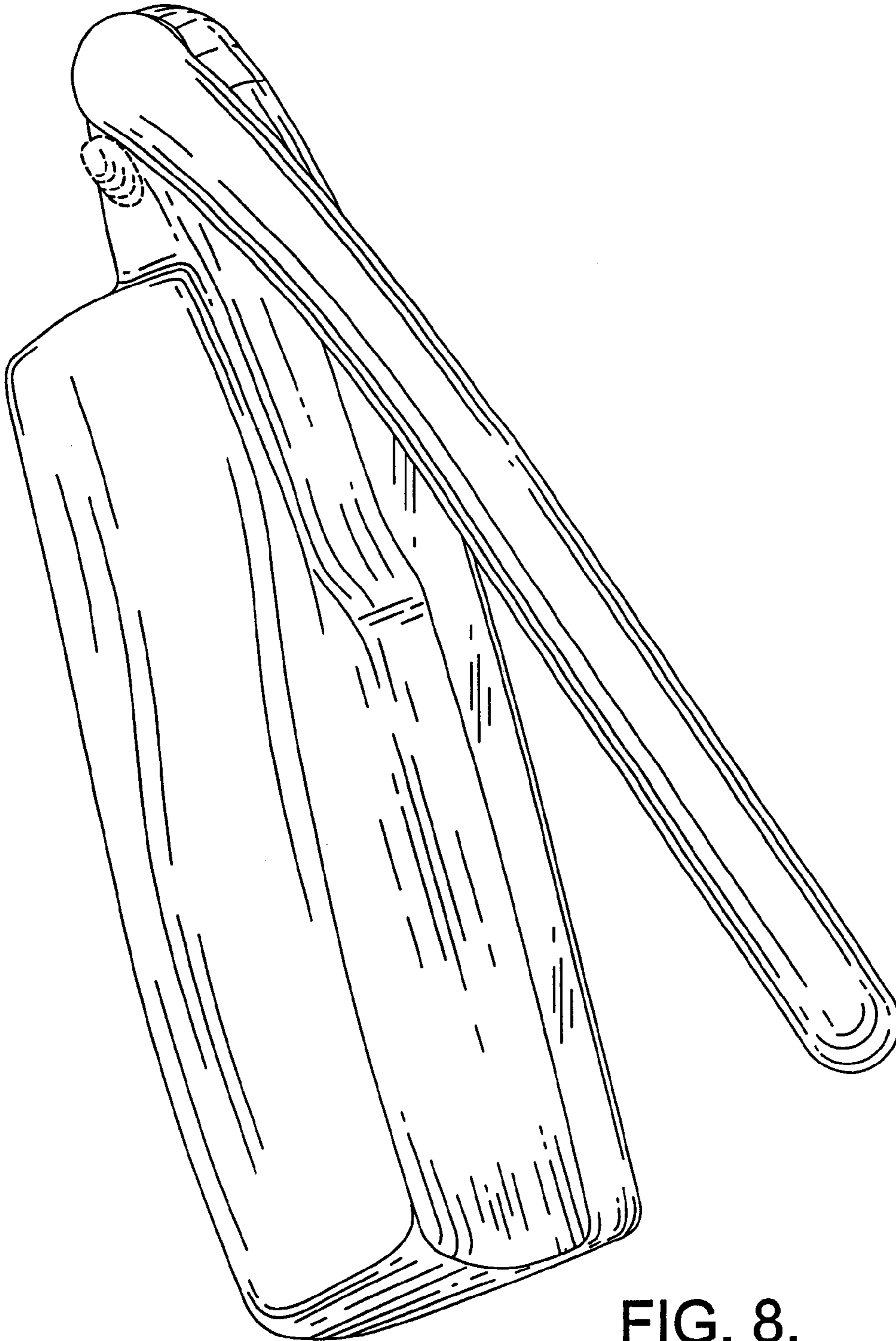


FIG. 8.