



US00D422585S

United States Patent [19]

[11] Patent Number: Des. 422,585

Ng et al.

[45] Date of Patent: ** Apr. 11, 2000

[54] HOUSING FOR A TWO-WAY PORTABLE COMMUNICATION DEVICE

D. 415,489	10/1999	Ke	D14/138
5,721,787	2/1998	Neibaur et al.	381/386
5,752,205	5/1998	Dzung et al.	455/575
5,768,370	6/1998	Maatta et al.	379/433
5,848,152	12/1998	Slipy et al.	379/433

[75] Inventors: Phoebe Ng, Sunrise, Fla.; Scott E. Johnson, Cooper City, Fla.

[73] Assignee: Motorola, Inc., Schaumburg, Ill.

Primary Examiner—Jeffrey Asch
Attorney, Agent, or Firm—M. Mansour Ghomeshi

[**] Term: 14 Years

[57] CLAIM

[21] Appl. No.: 29/109,817

The ornamental design for a housing for a two-way portable communication device, as shown and described.

[22] Filed: Aug. 24, 1999

DESCRIPTION

[51] LOC (6) Cl. 14-03

[52] U.S. Cl. D14/137; D14/138

[58] Field of Search D14/137, 138,
D14/147-148, 247-248, 250, 240, 140-142;
379/433.434, 419, 420, 428, 440; 455/550-575,
90, 347, 349

FIG. 1 is a front isometric view of one embodiment of a housing for a two-way portable communication device showing our new design;

FIG. 2 is a front elevational view thereof;

FIG. 3 is a left side view thereof;

FIG. 4 is a right side view thereof;

FIG. 5 is a top plan view thereof;

FIG. 6 is a bottom plan view thereof; and,

FIG. 7 is a rear elevational view thereof.

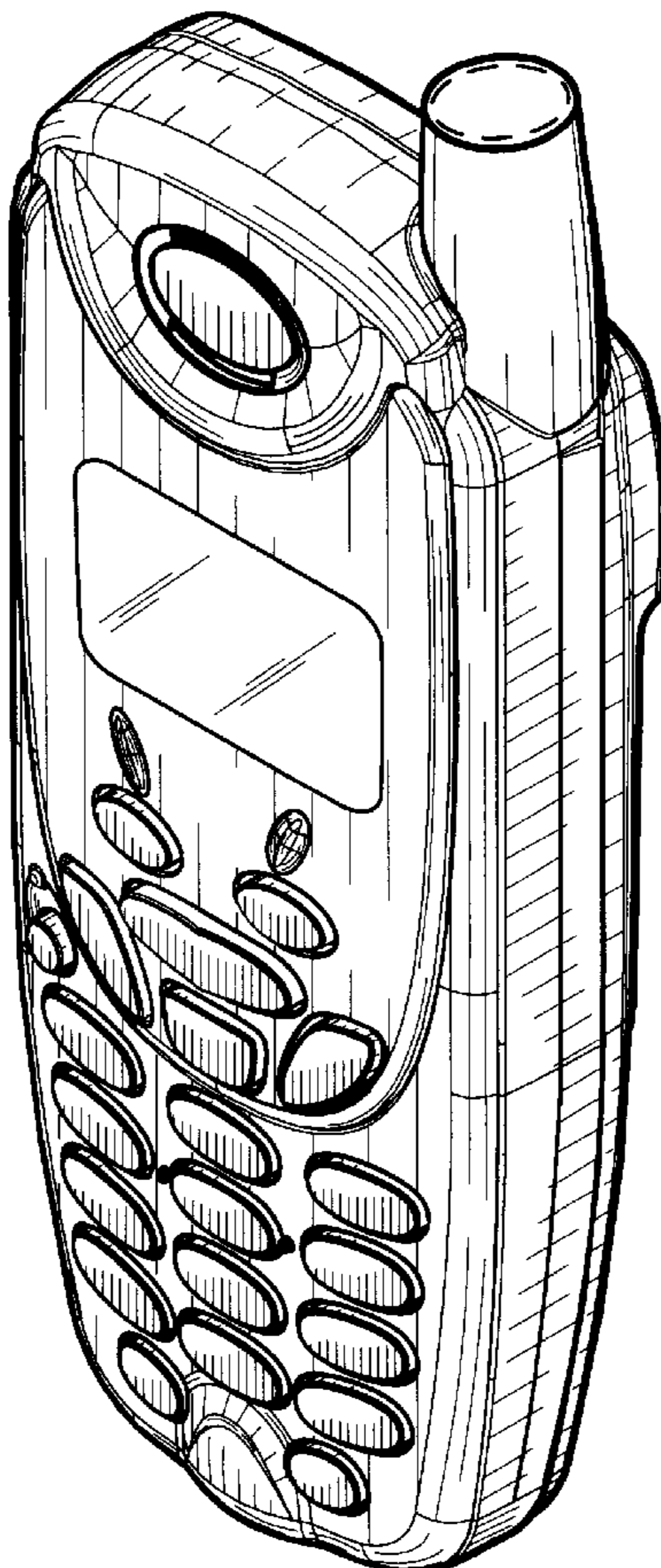
The broken lines encompassing the unshaded circular feature at the top in FIGS. 1 and 5 and the unshaded portion of the rear in FIG. 7 define, but are not included in, the boundaries of the claimed design.

[56] References Cited

U.S. PATENT DOCUMENTS

D. 383,746	9/1997	Richards et al.	D14/138
D. 384,345	9/1997	Lindeman et al.	D14/137
D. 385,270	10/1997	Yahaya	D14/137
D. 393,638	4/1998	Page et al.	D14/137
D. 408,030	4/1999	Richards et al.	D14/138
D. 408,400	4/1999	Dalby et al.	D14/138
D. 410,645	6/1999	Wood et al.	D14/138

1 Claim, 5 Drawing Sheets






FIG. 1

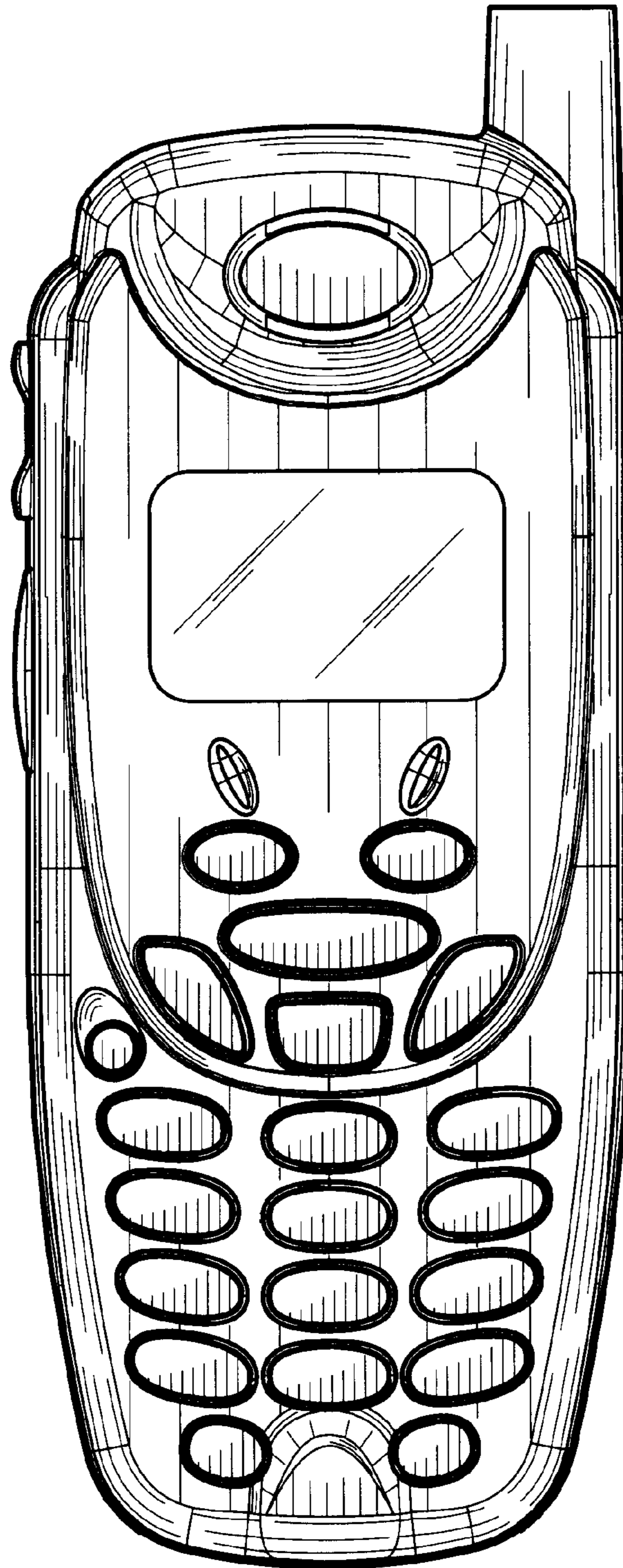


FIG. 2

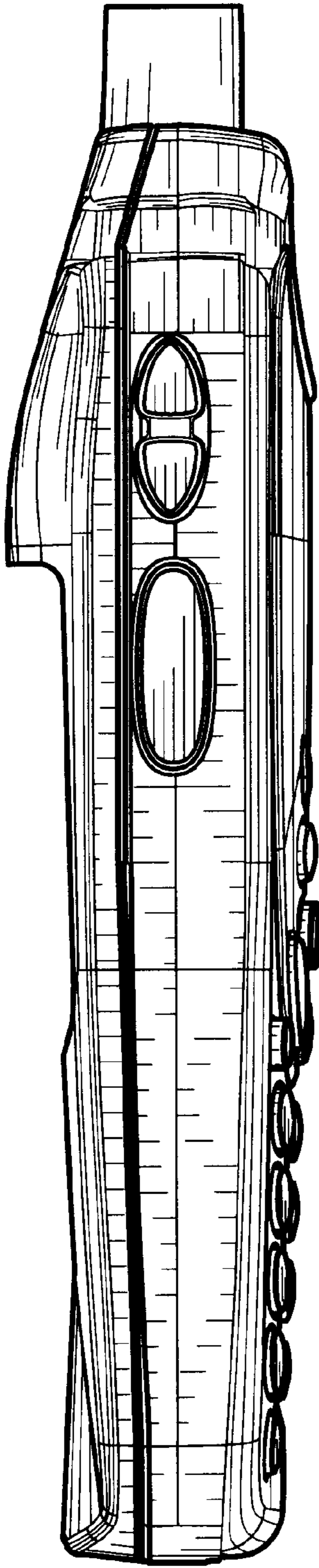


FIG. 3

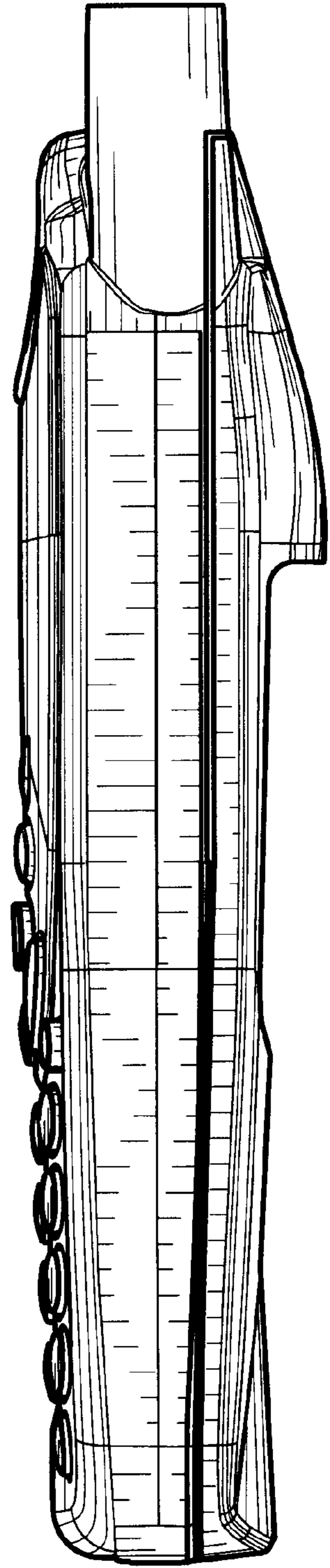


FIG. 4

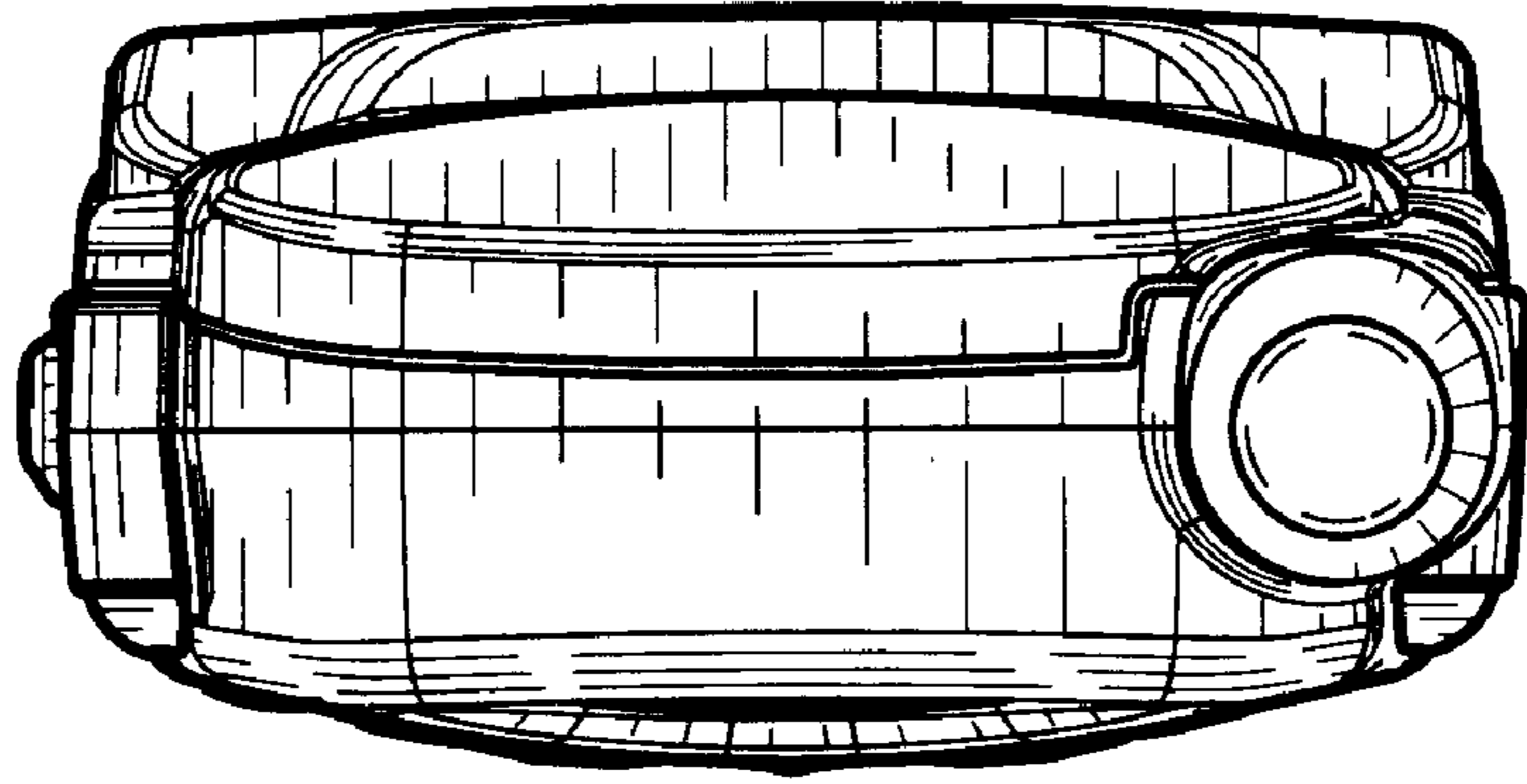


FIG. 5

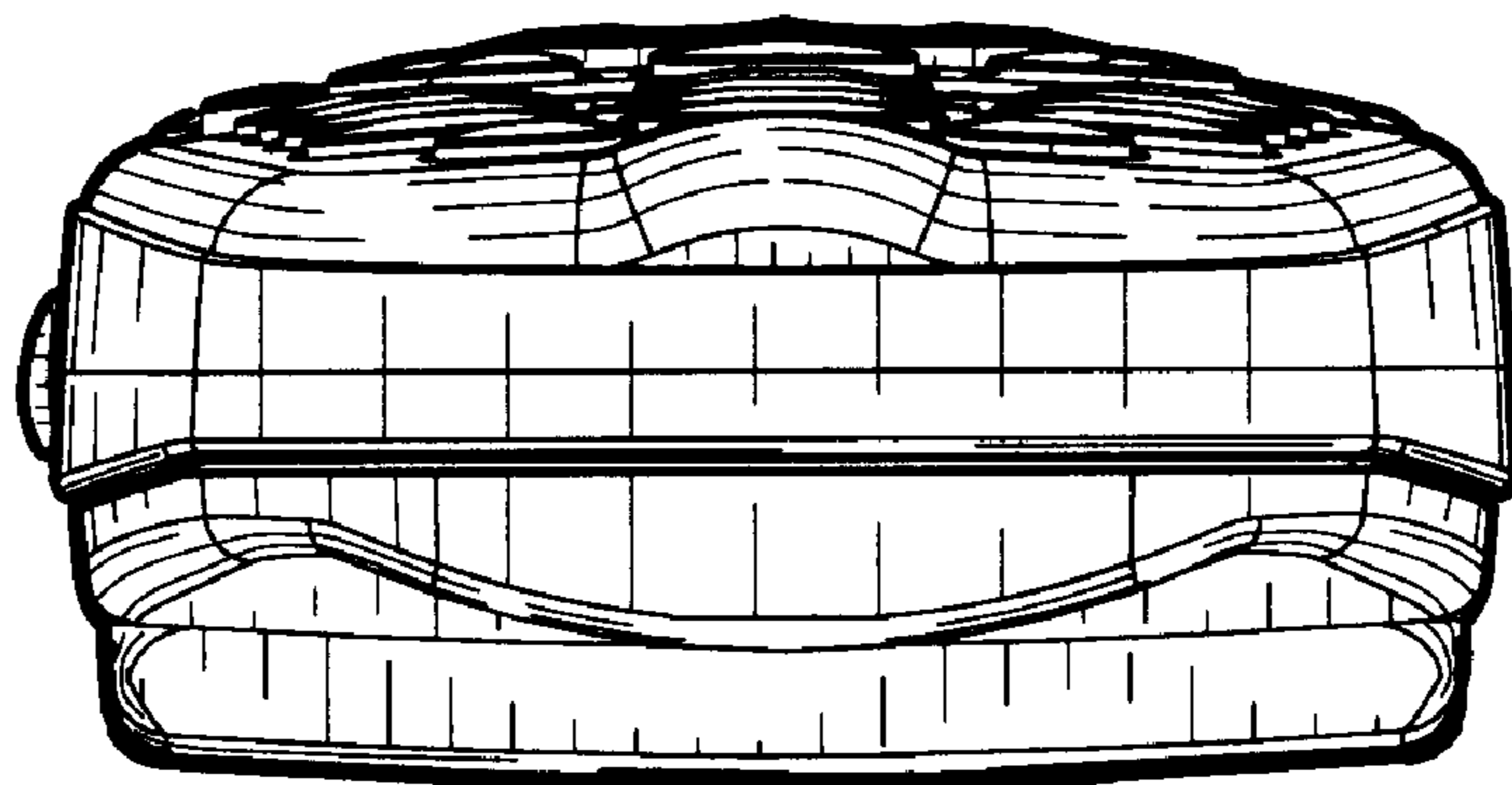


FIG. 6

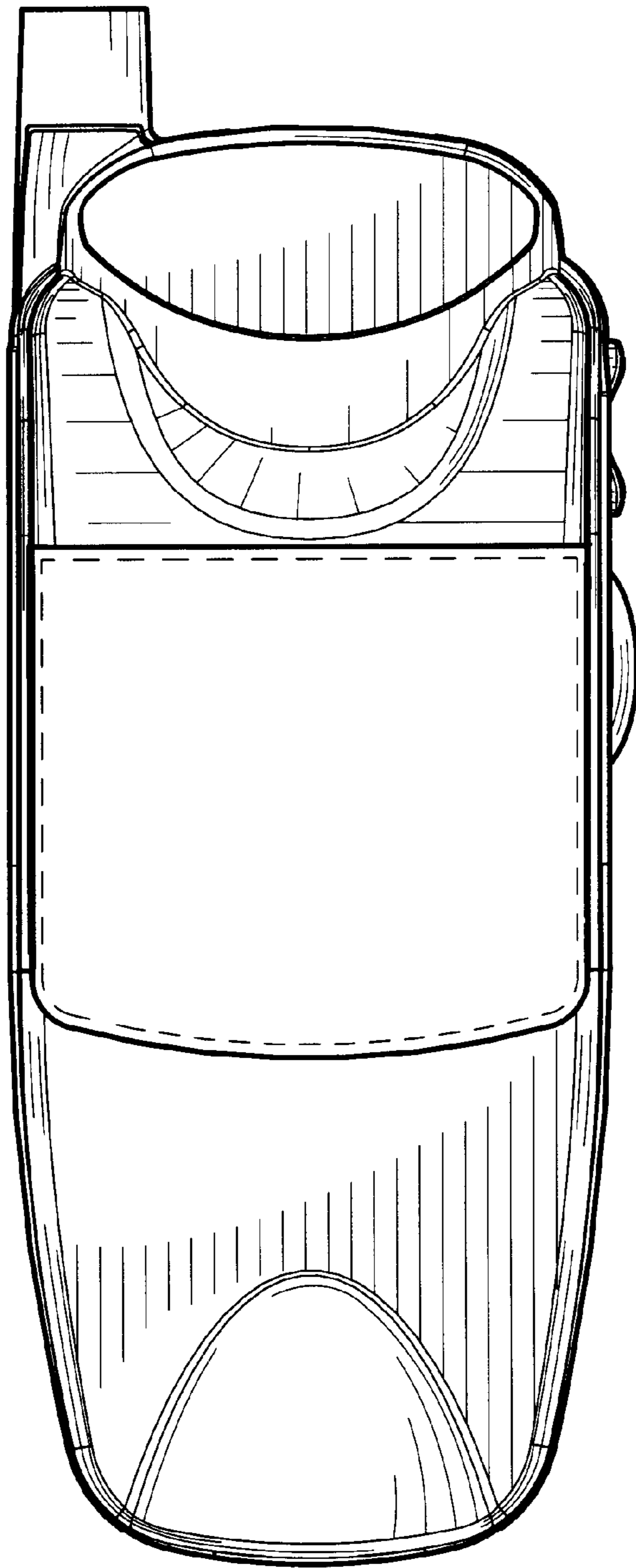


FIG. 7