



US00D422583S

United States Patent [19]

Herceg et al.

[11] **Patent Number: Des. 422,583**

[45] **Date of Patent: ** Apr. 11, 2000**

[54] **TOUCH VIDEO GRAPHIC ICON FOR IMAGE SHIFT ON A PORTION OF A DISPLAY SCREEN**

[75] Inventors: **Thomas J. Herceg**, Pittsford; **Stephen K. Bright**, Fairport, both of N.Y.

[73] Assignee: **Xerox Corporation**, Stamford, Conn.

[**] Term: **14 Years**

[21] Appl. No.: **07/342,517**

[22] Filed: **Apr. 24, 1989**

Related U.S. Application Data

[63] Continuation-in-part of application No. 07/164,365, Mar. 4, 1988, Pat. No. 5,079,723.

[51] **LOC (6) Cl. 14-02**

[52] **U.S. Cl. D14/114.8**

[58] **Field of Search D10/11; D19/6; D14/114, 114.1-114.9; D18/24, 27; 395/155, 157, 159**

[56] References Cited

U.S. PATENT DOCUMENTS

D. 295,632	5/1988	Wells-Papanek et al.	D18/27
D. 295,635	5/1988	Wells-Papanek et al.	D18/27
D. 295,637	5/1988	Wells-Papanek et al.	D18/27
D. 296,218	6/1988	Wells-Papanek et al.	D18/27
5,079,723	1/1992	Herceg et al.	395/156

OTHER PUBLICATIONS

Time Supplement, Apple Computer, Inc. advertisement, "document" icon, Aug. 13, 1984.
hDC Window Express Editor user's Guide, color palette icon, p. 39, 1988.

Claris MacDraw II user's manual, "floor plan" icons, p. 180, 1988.

hDC Windows Express Editor user's Guide, page icons, p. 26, 1988.

Icons SK 0029, 0030, 0031, 0032, 0033, 0034.

Primary Examiner—M. H. Tung
Attorney, Agent, or Firm—Gary B. Cohen; Frederick E. McMullen

[57] CLAIM

The ornamental design for the touch video graphic icon for image shift on a portion of a display screen, as shown and described.

DESCRIPTION

FIG. 1 is a front view of a touch video graphic icon for image shift on a portion of a display screen showing our new design;

FIG. 2 is a front view of a second embodiment thereof;

FIG. 3 is a front view of a third embodiment thereof;

FIG. 4 is a front view of a fourth embodiment thereof;

FIG. 5 is a front view of a fifth embodiment thereof;


FIG. 6 is a front view of a sixth embodiment thereof;

FIG. 7 is a front view of a seventh embodiment thereof; and,

FIG. 8 is a front view of an eighth embodiment thereof.

The broken line drawing of an undefined portion of a display screen in all views is for illustrative purposes only and forms no part of the claimed design.

1 Claim, 2 Drawing Sheets






FIG. 1



FIG. 2




FIG. 3



FIG. 4




FIG. 5




FIG. 6



FIG. 7



FIG. 8