



US00D422568S

United States Patent [19] Brunetti

[11] Patent Number: **Des. 422,568**

[45] Date of Patent: **** Apr. 11, 2000**

[54] **CONSOLE SUITABLE FOR ACCOMMODATING COMPUTERS AND TERMINALS**

D. 330,544	10/1992	Kane	D14/103
D. 362,532	9/1995	Thayer et al.	D99/28
D. 386,882	11/1997	Smith et al.	D99/28
3,258,099	6/1966	Hertzschuch et al.	194/206
5,088,586	2/1992	Isobe et al.	194/205

[76] Inventor: **Renato Brunetti**, Via Cornelia, 498, 00166 Rome, Italy

Primary Examiner—Freda Nunn
Attorney, Agent, or Firm—Laurence R. Brown

[**] Term: **14 Years**

[21] Appl. No.: **29/083,308**

[57] **CLAIM**

[22] Filed: **Jan. 30, 1998**

The ornamental design for a console suitable for accommodating computers and terminals, as shown and described.

[30] **Foreign Application Priority Data**

DESCRIPTION

Aug. 1, 1997 [IT] Italy RM 97 0/0205

FIG. 1 is a front elevation view of a console suitable for accommodating computers and terminals showing my new design;

[51] **LOC (6) Cl.** **14-02**

FIG. 2 is a front and side perspective thereof;

[52] **U.S. Cl.** **D14/102**

FIG. 3 is an enlarged fragmented view of the upper front portion thereof shown for clarity of illustration only; and, FIG. 4 is a side view thereof.

[58] **Field of Search** D14/100, 102, D14/103, 104, 130, 140; D20/2, 10; D99/28; 312/211, 212, 215; 194/206, 205, 350

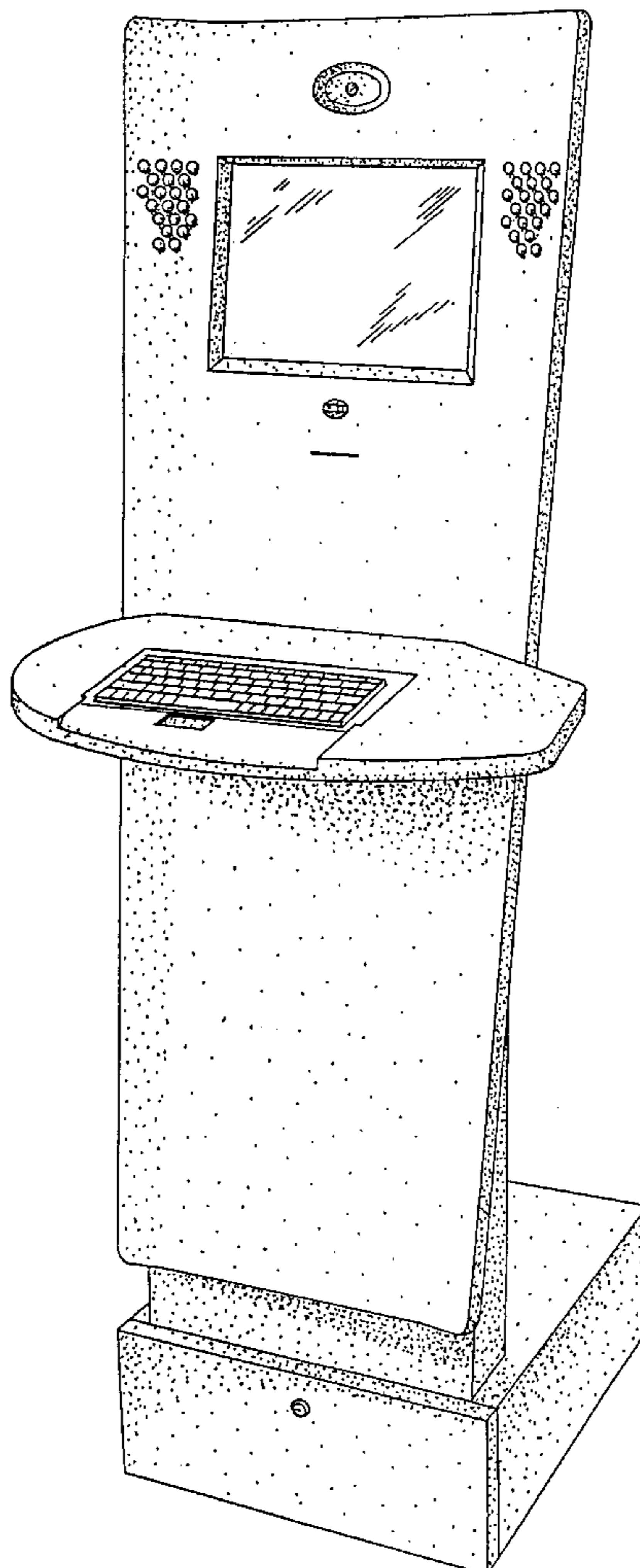
The undisclosed side view is identical to the side shown and the rear and bottom views are not a part of the claimed design.

[56] **References Cited**

U.S. PATENT DOCUMENTS

D. 237,976	12/1975	Wolfe et al.	D14/103
D. 272,291	1/1984	Hauser et al.	D99/28

1 Claim, 4 Drawing Sheets






FIG. 1

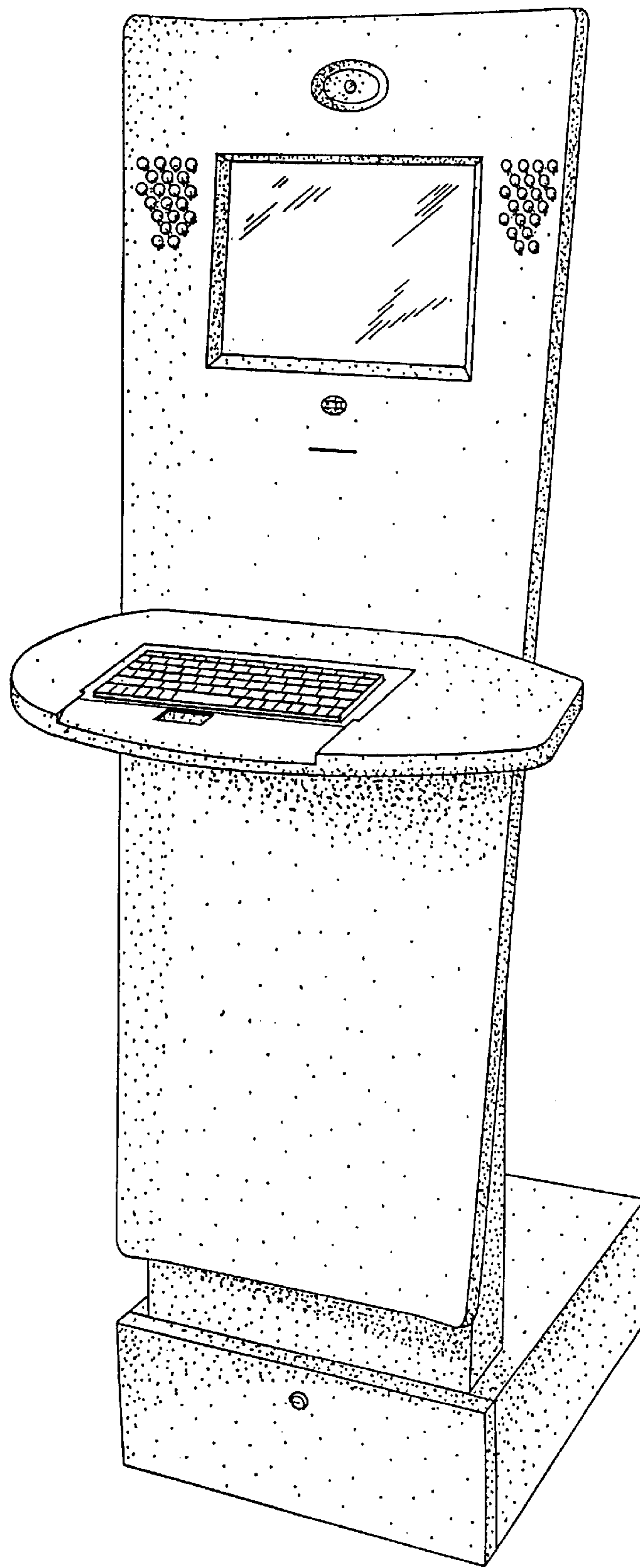


FIG. 2

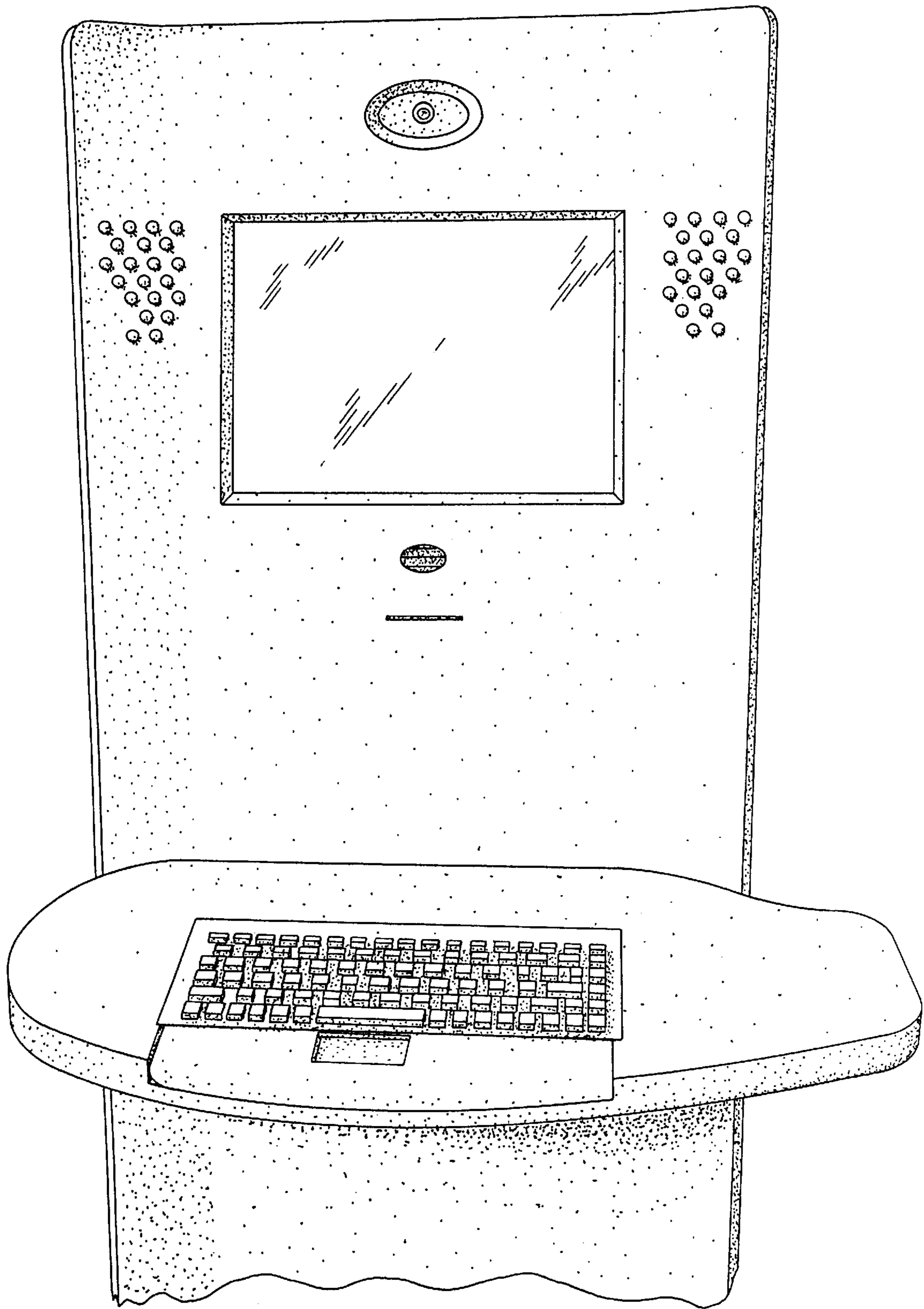


FIG. 3

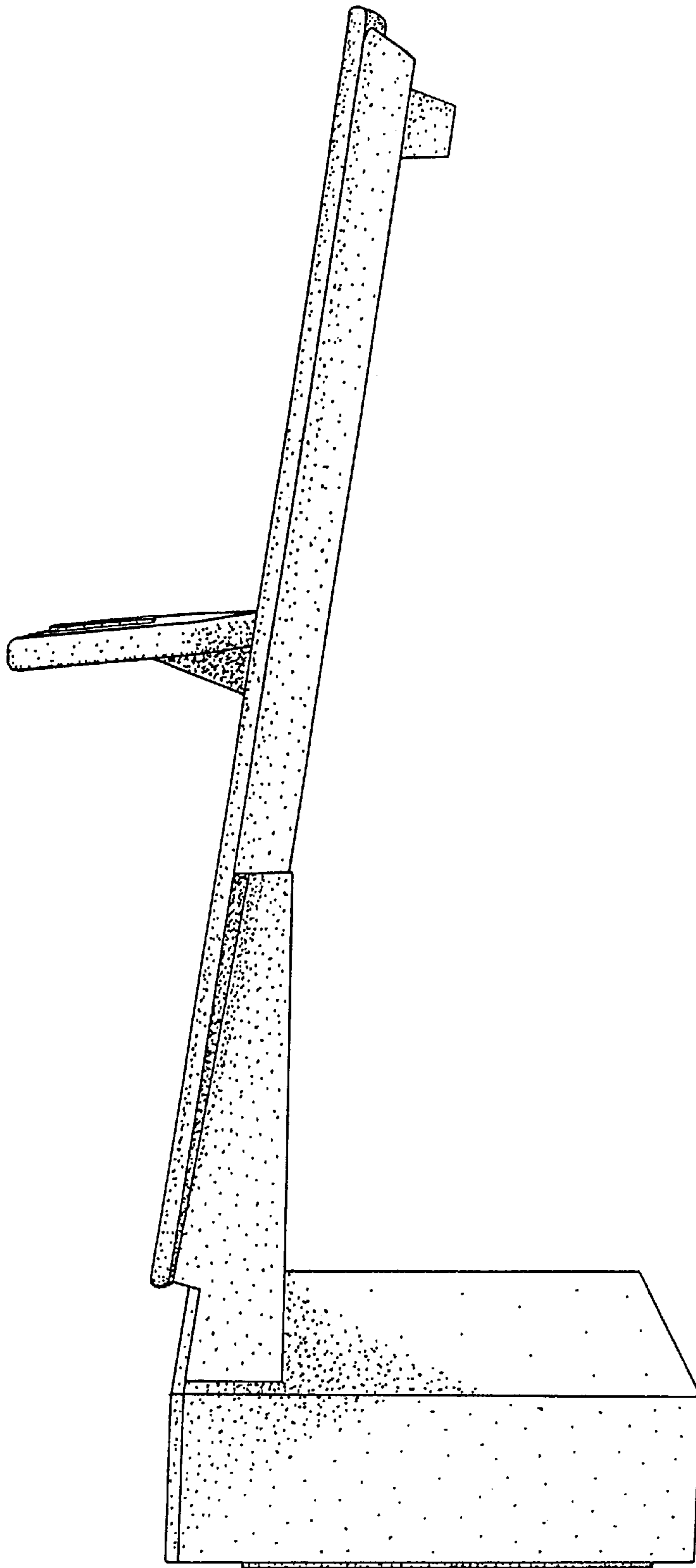


FIG. 4