



US00D422554S

United States Patent [19]
Stapleton et al.

[11] **Patent Number: Des. 422,554**
[45] **Date of Patent: ** Apr. 11, 2000**

[54] **FRONT ROOF RACK SUPPORT**
[75] Inventors: **Craig Alan Stapleton**, Clarkston;
Robert Boulard, Richmond; **Terry Obermesik**, Columbus, all of Mich.
[73] Assignee: **SportRack LLC**, Sterling Heights, Mich.
[**] Term: **14 Years**
[21] Appl. No.: **29/082,826**
[22] Filed: **Jan. 9, 1998**
[51] **LOC (6) Cl.** **12-16**
[52] **U.S. Cl.** **D12/414**
[58] **Field of Search** D12/406, 412, D12/414; 224/309, 321-327, 329-330

D. 276,990 1/1985 Stapleton D12/414
D. 283,117 3/1986 Bott D12/414
D. 294,340 2/1988 Robson D12/414
D. 297,628 9/1988 Robson D12/414
D. 309,126 7/1990 Carr D12/414
D. 312,234 11/1990 Razor et al. D12/414
D. 320,184 9/1991 Stapleton D12/414
D. 321,496 11/1991 Sparham et al. D12/414
D. 325,552 4/1992 Stapleton et al. D12/414
4,448,337 5/1984 Cronce 224/321

Primary Examiner—Doris V. Coles
Assistant Examiner—Stacia Sinuik
Attorney, Agent, or Firm—Rader, Fishman & Grauer PLLC

[57] **CLAIM**

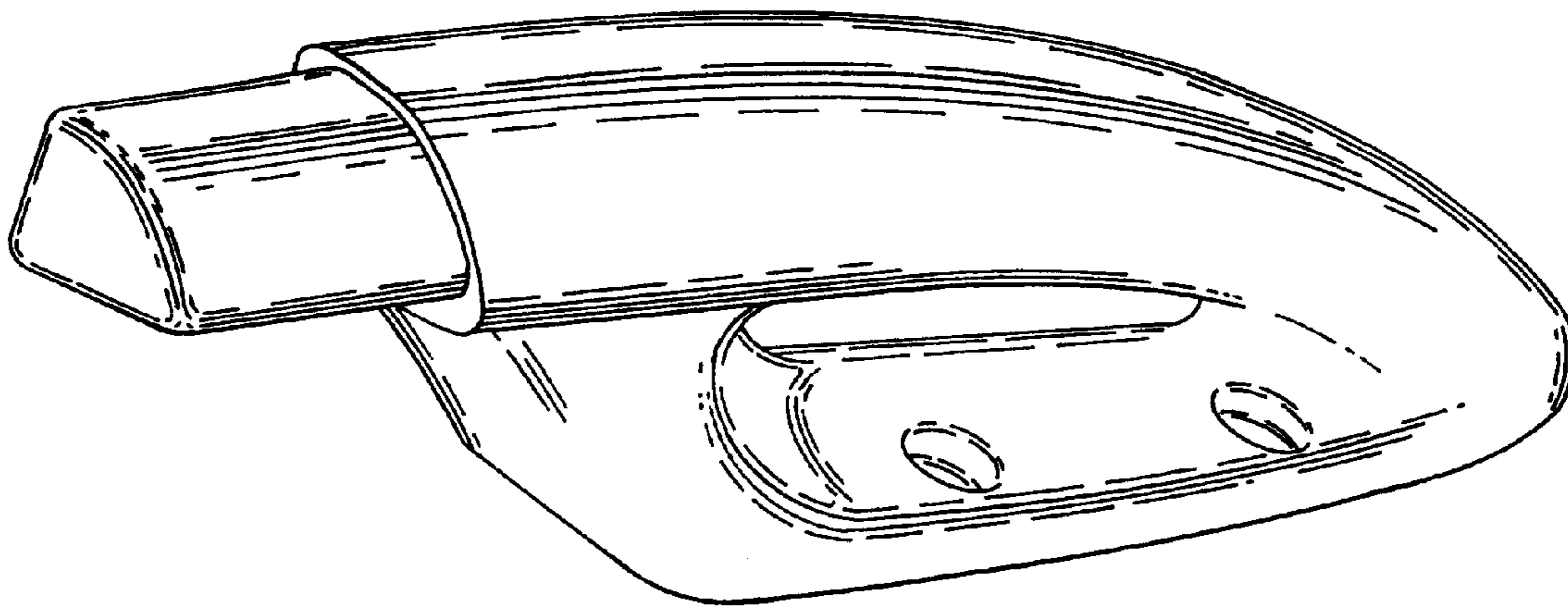
The ornamental design for a front roof rack support, as shown and described.

DESCRIPTION

FIG. 1 is a front/side perspective view of the front roof rack support of the present invention;
FIG. 2 is a front elevational view thereof;
FIG. 3 is a rear elevational view thereof;
FIG. 4 is a top elevational view thereof;
FIG. 5 is a rear elevational view thereof; and,
FIG. 6 is a front elevational view thereof.

1 Claim, 2 Drawing Sheets

[56] **References Cited**
U.S. PATENT DOCUMENTS
D. 193,840 10/1962 Helm D12/414
D. 258,263 2/1981 Mareydt et al. D12/414
D. 258,280 2/1981 Mareydt D12/414
D. 266,836 11/1982 Ingram D12/414
D. 267,247 12/1982 Kowalski et al. D12/414
D. 276,989 1/1985 Whitney D12/414



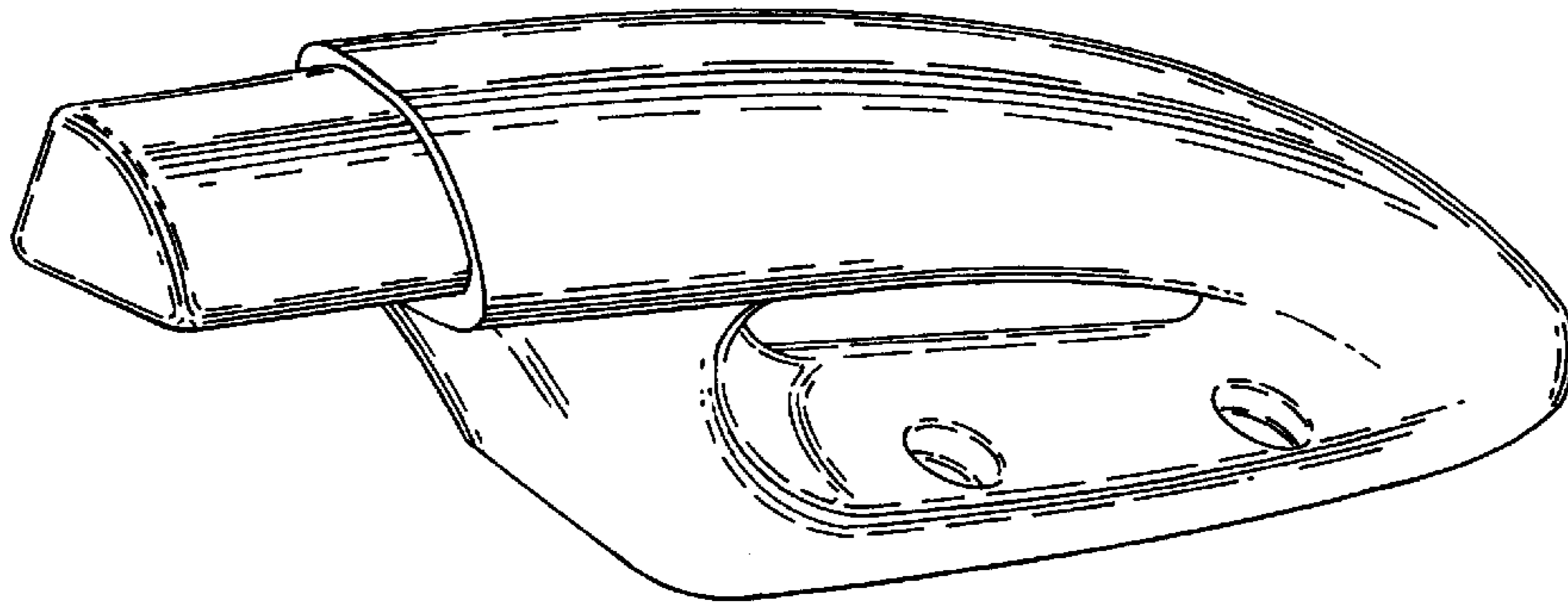


FIG. 1

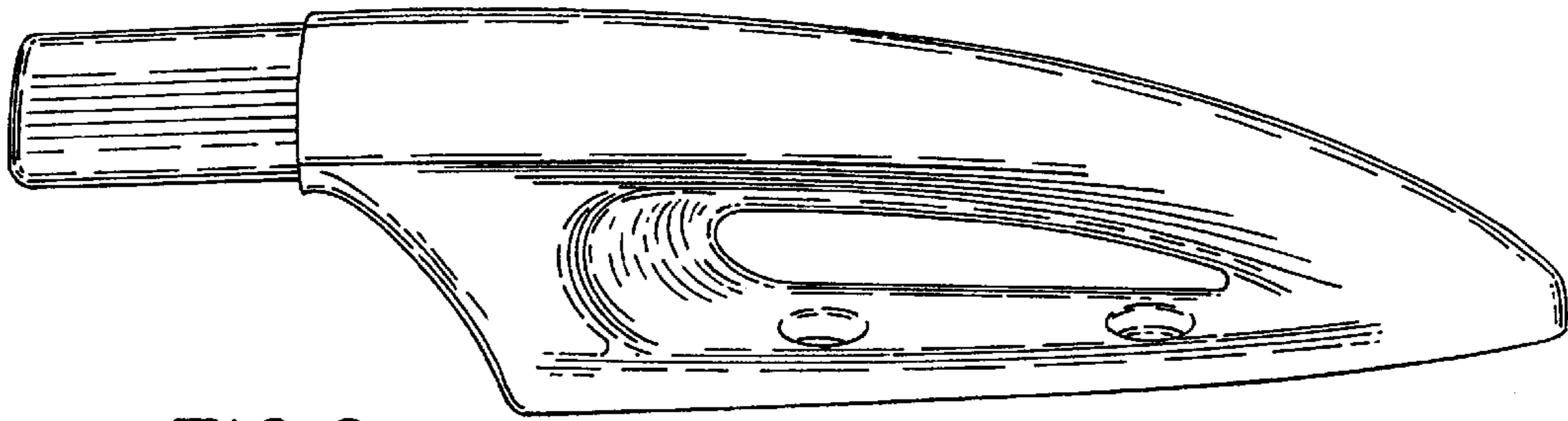


FIG. 2




FIG. 3




FIG. 4

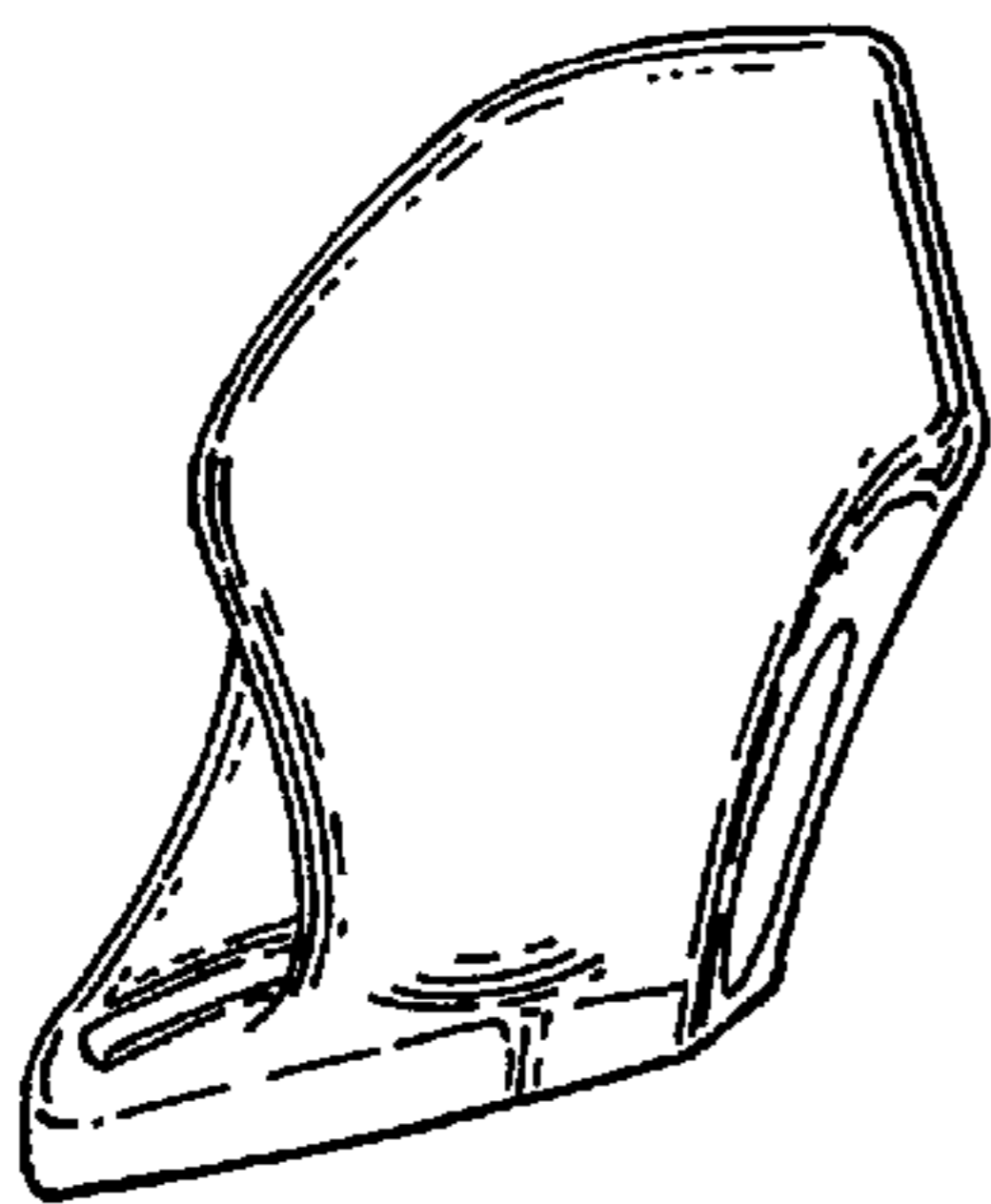


FIG. 5

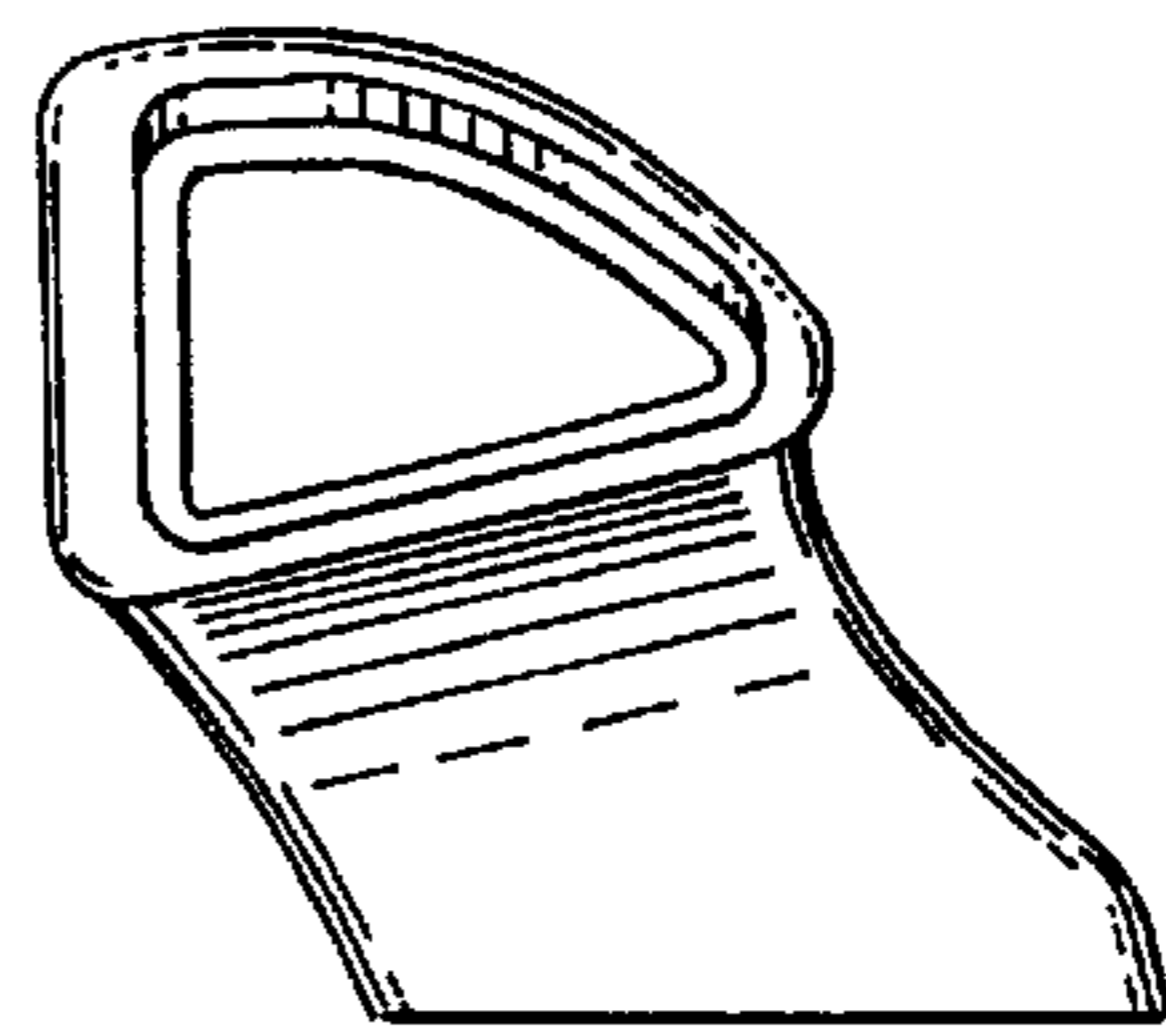


FIG. 6