



US00D422541S

**United States Patent** [19]  
**Richter**

[11] **Patent Number: Des. 422,541**

[45] **Date of Patent: \*\* Apr. 11, 2000**

[54] **BUMPER CORNER PROTECTOR**

[76] Inventor: **Herbert Richter**, Drosselweg 8, 75331  
Engelbrand, Germany

[\*\*] Term: **14 Years**

[21] Appl. No.: **29/106,564**

[22] Filed: **Jun. 16, 1999**

[51] **LOC (6) Cl.** ..... **12-16**

[52] **U.S. Cl.** ..... **D12/167; D12/169; D12/172**

[58] **Field of Search** ..... **D12/167, 169,  
D12/172; 293/105, 103, 115, 117, 120**

[56] **References Cited**

**U.S. PATENT DOCUMENTS**

- D. 265,644 8/1982 Spence ..... D12/93
- D. 281,152 10/1985 Luthe et al. .... D12/172

- D. 281,873 12/1985 Milton ..... D12/167
- D. 304,569 11/1989 Brynyer et al. .... D12/172
- D. 350,516 9/1994 Hanson ..... D12/169
- D. 413,090 8/1999 Huang ..... D12/169

*Primary Examiner*—Melody N. Brown  
*Attorney, Agent, or Firm*—Klaus J. Bach

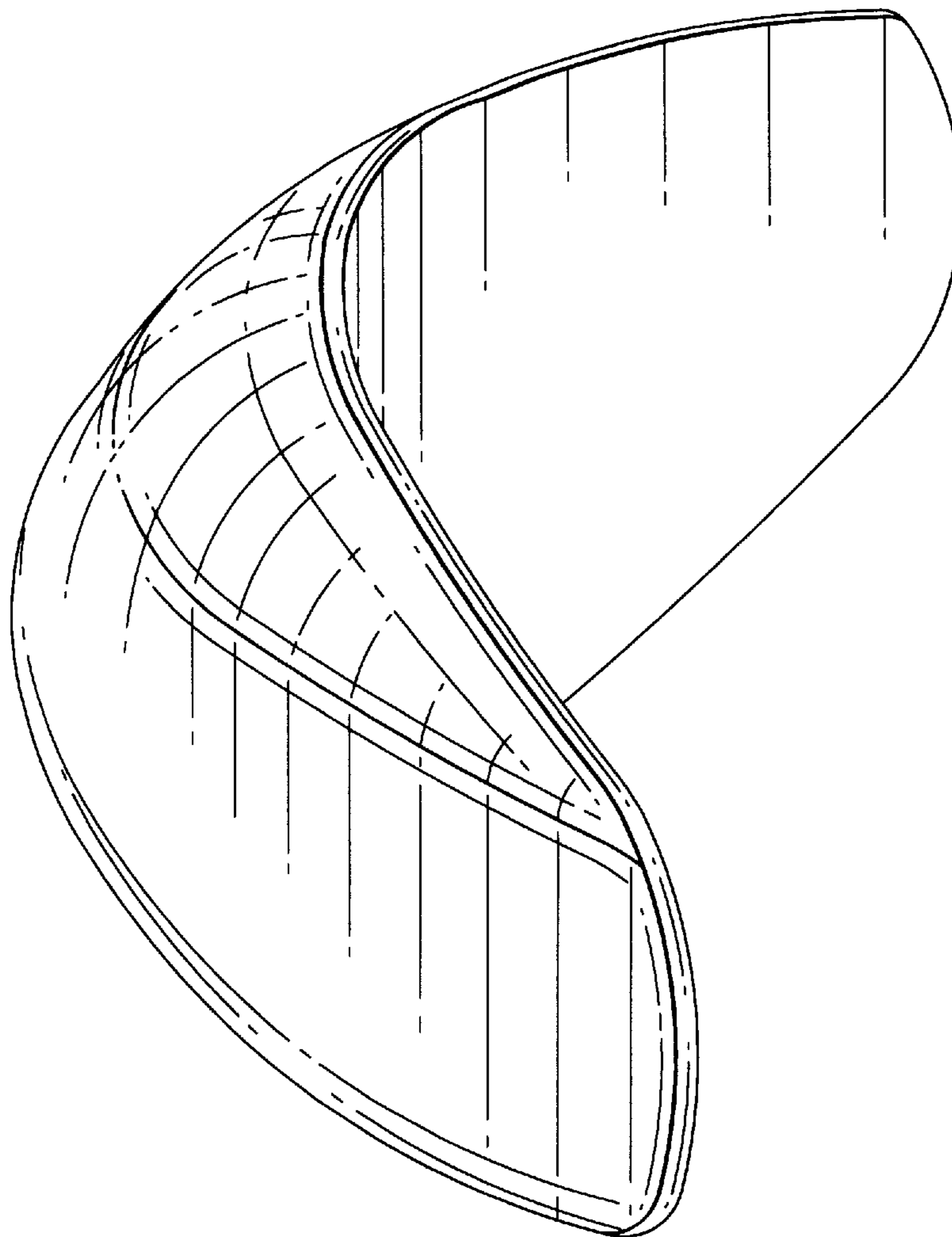
[57] **CLAIM**

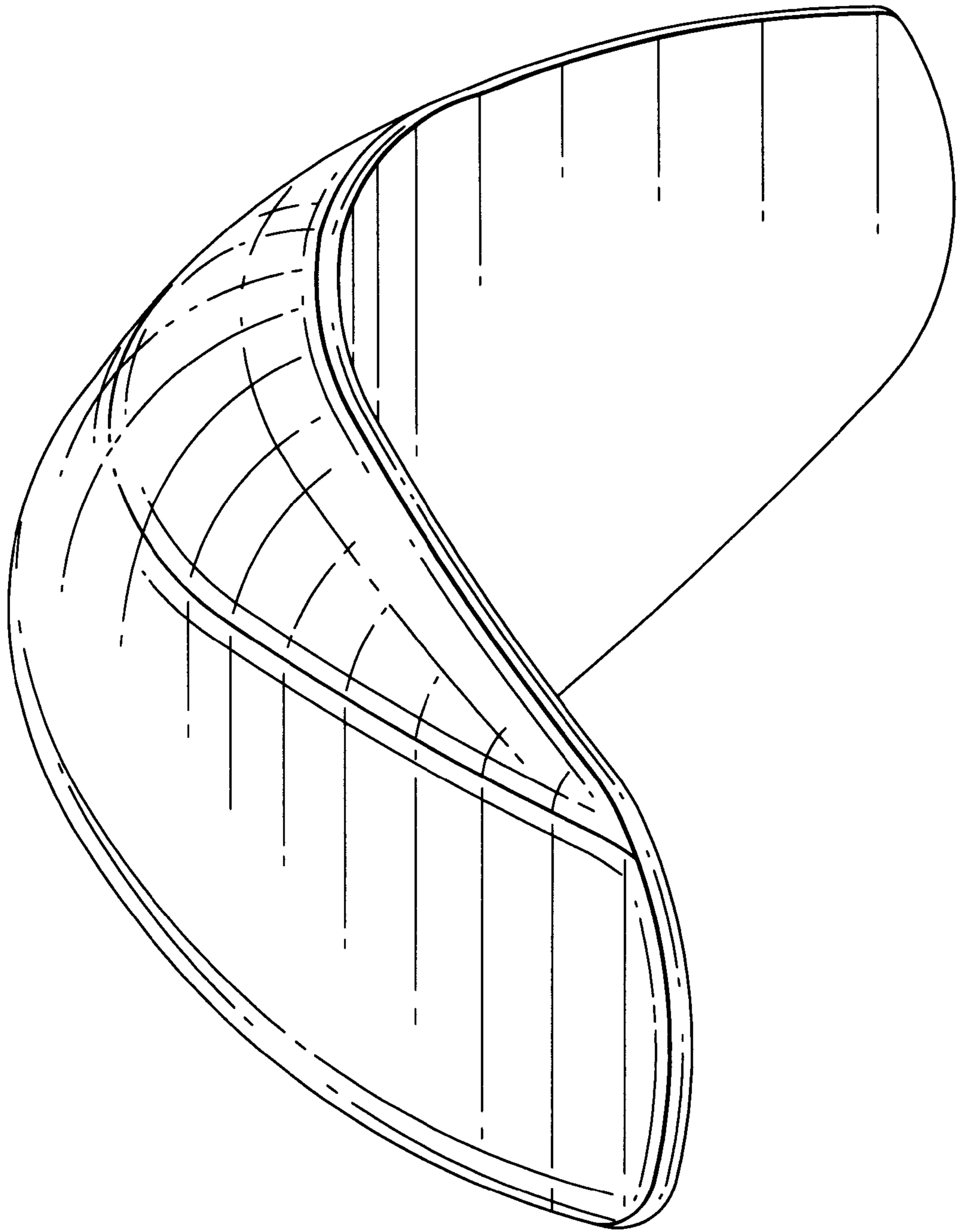
The ornamental design for a bumper corner protector, as shown and described.

**DESCRIPTION**

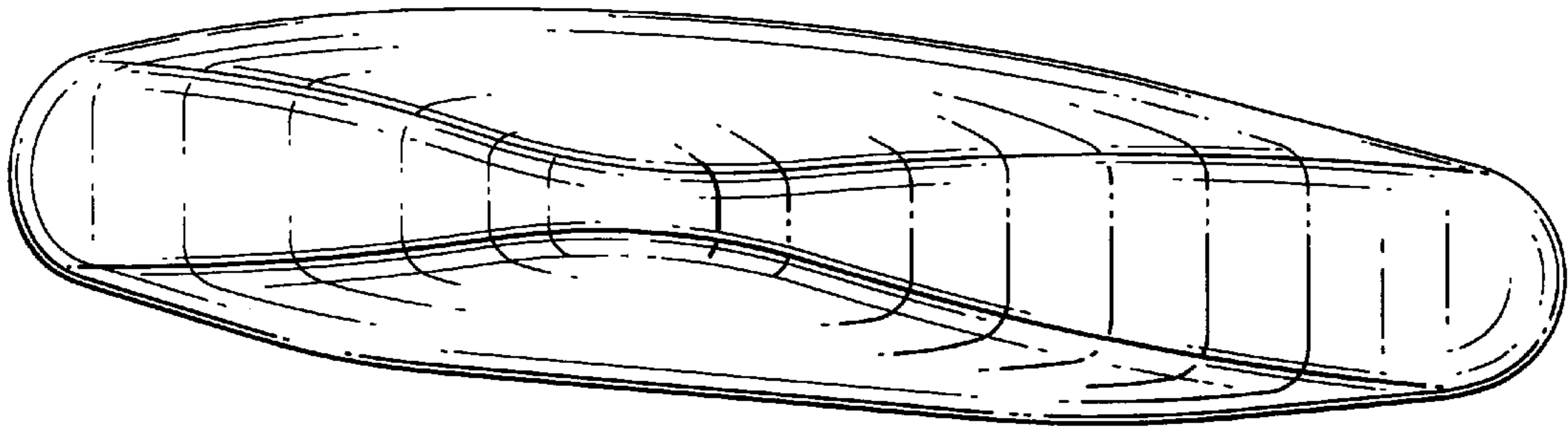
FIG. 1 is a perspective view of the bumper corner protector; FIG. 2 is a left side view of the bumper corner protector shown in FIG. 1; and, FIG. 3 is a right side view of the bumper corner protector shown in FIG. 1.

**1 Claim, 2 Drawing Sheets**

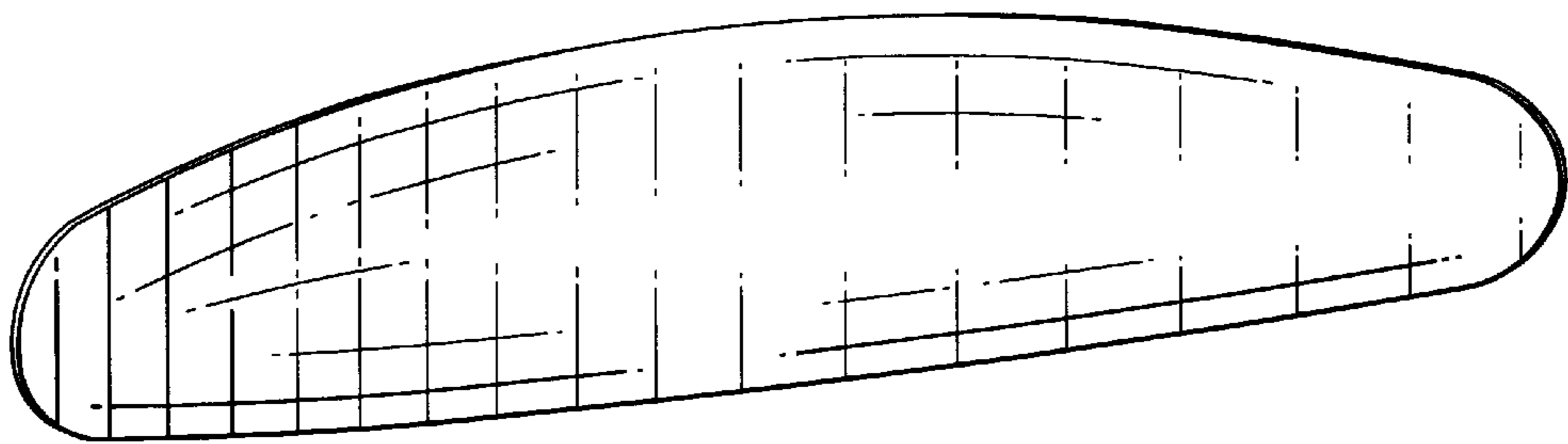




*FIG. 1*



*FIG. 2*



*FIG. 3*