



US00D422534S

United States Patent [19]

[11] Patent Number: Des. 422,534

Hellhake et al.

[45] Date of Patent: ** Apr. 11, 2000

[54] **DAY CAB OVER ENGINE TRUCK EXTERIOR SURFACE**

[75] Inventors: **Ferdinand F. Hellhake**, Beaverton; **Mark S. Hurayt**, Aloha; **Sigmund D. Runyon**, Sandy, all of Oreg.

[73] Assignee: **Freightliner Corporation**, Portland, Oreg.

[**] Term: **14 Years**

[21] Appl. No.: **29/093,603**

[22] Filed: **Sep. 15, 1998**

[51] **LOC (6) Cl.** **12-08**

[52] **U.S. Cl.** **D12/96**

[58] **Field of Search** D12/96, 97; 296/181-183, 296/190; 180/89.1, 89.12, 89.14, 89.16, 89.19

[56] **References Cited**

U.S. PATENT DOCUMENTS

D. 302,257	7/1989	Breitschwerdt et al.	D12/96
D. 344,447	2/1994	Savio	D12/96
D. 367,443	2/1996	Sacco et al.	D12/96
D. 394,026	5/1998	Hellhake et al.	D12/96
D. 399,791	10/1998	Hellhake et al.	D12/96
D. 399,792	10/1998	Hellhake et al.	D12/96
D. 406,552	3/1999	Hellhake et al.	D12/96
D. 406,553	3/1999	Hellhake et al.	D12/96
D. 408,331	4/1999	Sacco et al.	D12/96
4,143,732	3/1979	Schmue et al.	180/68.6

OTHER PUBLICATIONS

Freightliner Corporation Brochure: "Freightliner Cab Over Engine", Copyright 1988.

Freightliner corporation Brochure: "The New Freightliner C.O.E.", Copyright 1993.

Freightliner Corporation Brochure: "You Expect More From Freightliner. And You Should".

Primary Examiner—Melody N. Brown
Attorney, Agent, or Firm—Klarquist Sparkman Campbell Leigh & Whinston, LLP

[57] **CLAIM**

We claim the ornamental design for a day cab over engine truck exterior surface, as shown and described.

DESCRIPTION

FIG. 1 is a perspective view of a day cab over engine truck exterior surface showing our new design;

FIG. 2 is a right side view of the truck exterior surface of FIG. 1.

FIG. 3 is a left side view of the truck exterior surface of FIG. 1.

FIG. 4 is a top view of the truck exterior surface of FIG. 1.

FIG. 5 is a bottom view of the truck exterior surface of FIG. 1.

FIG. 6 is a front view of the truck exterior surface of FIG. 1.

FIG. 7 is a back view of the truck exterior surface of FIG. 1.

FIG. 8 is a front perspective view of a second embodiment of a truck exterior surface of the present invention without the optional door window and with an optional two-piece windshield, it being understood that, apart from the removal of the optional door window and two-piece windshield, the truck exterior surfaces of the embodiment of FIG. 8 are identical to the corresponding surfaces of the embodiment of FIG. 11 as shown in FIGS. 1-7.

The truck portions shown in broken lines are for illustrative purposes only and form no part of the claimed design.

1 Claim, 8 Drawing Sheets




FIG. 1

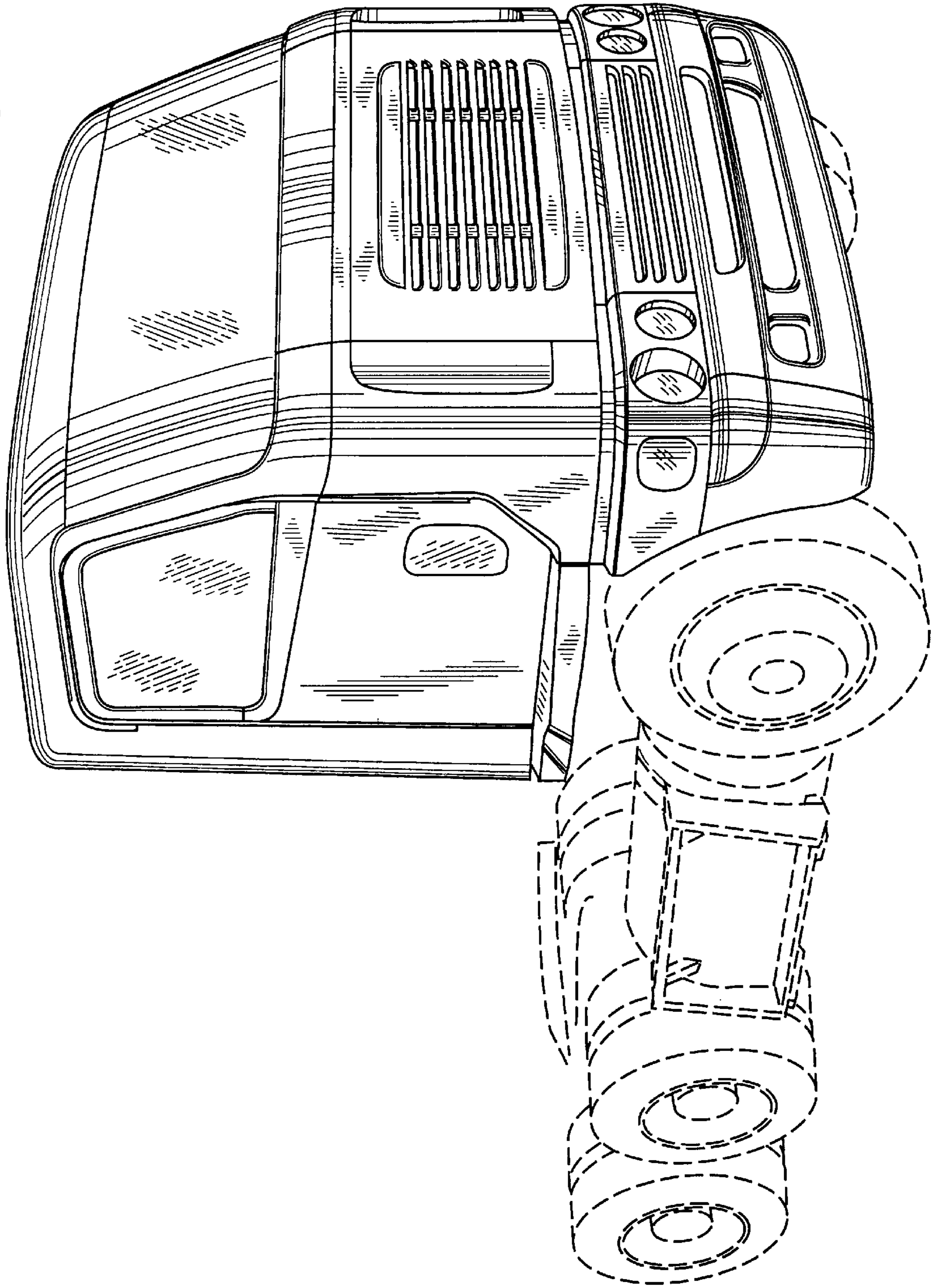


FIG. 2

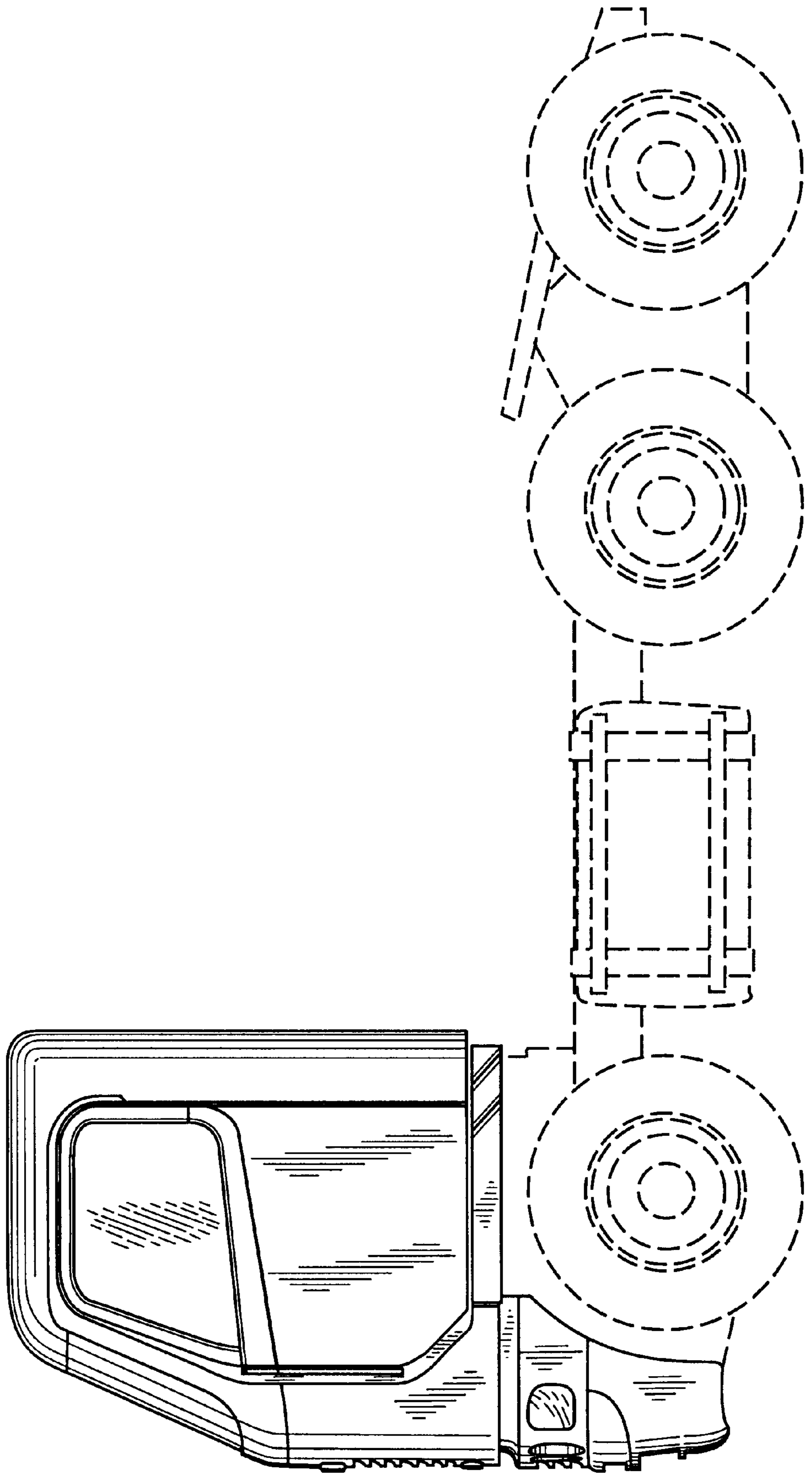
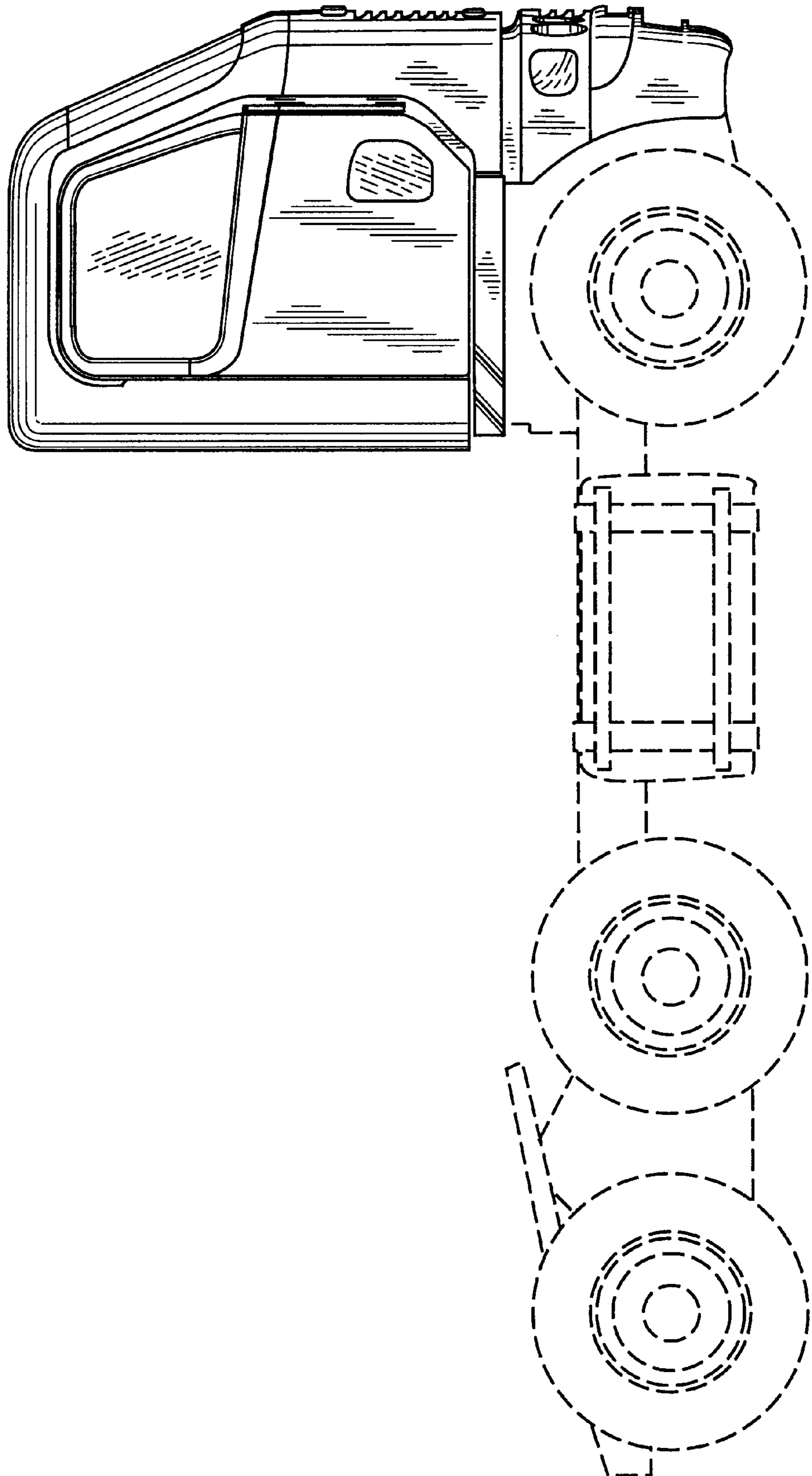


FIG. 3



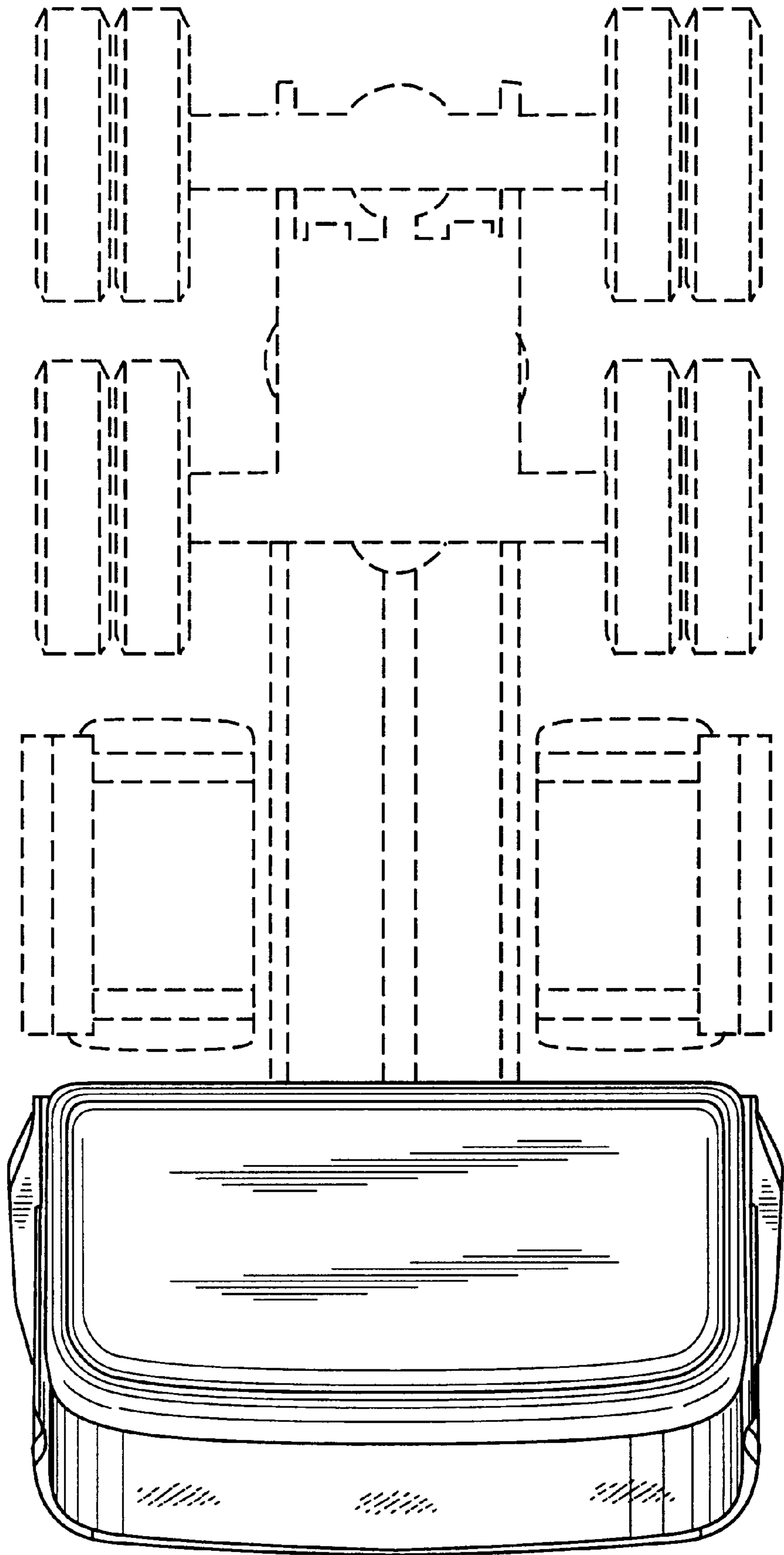


FIG. 4

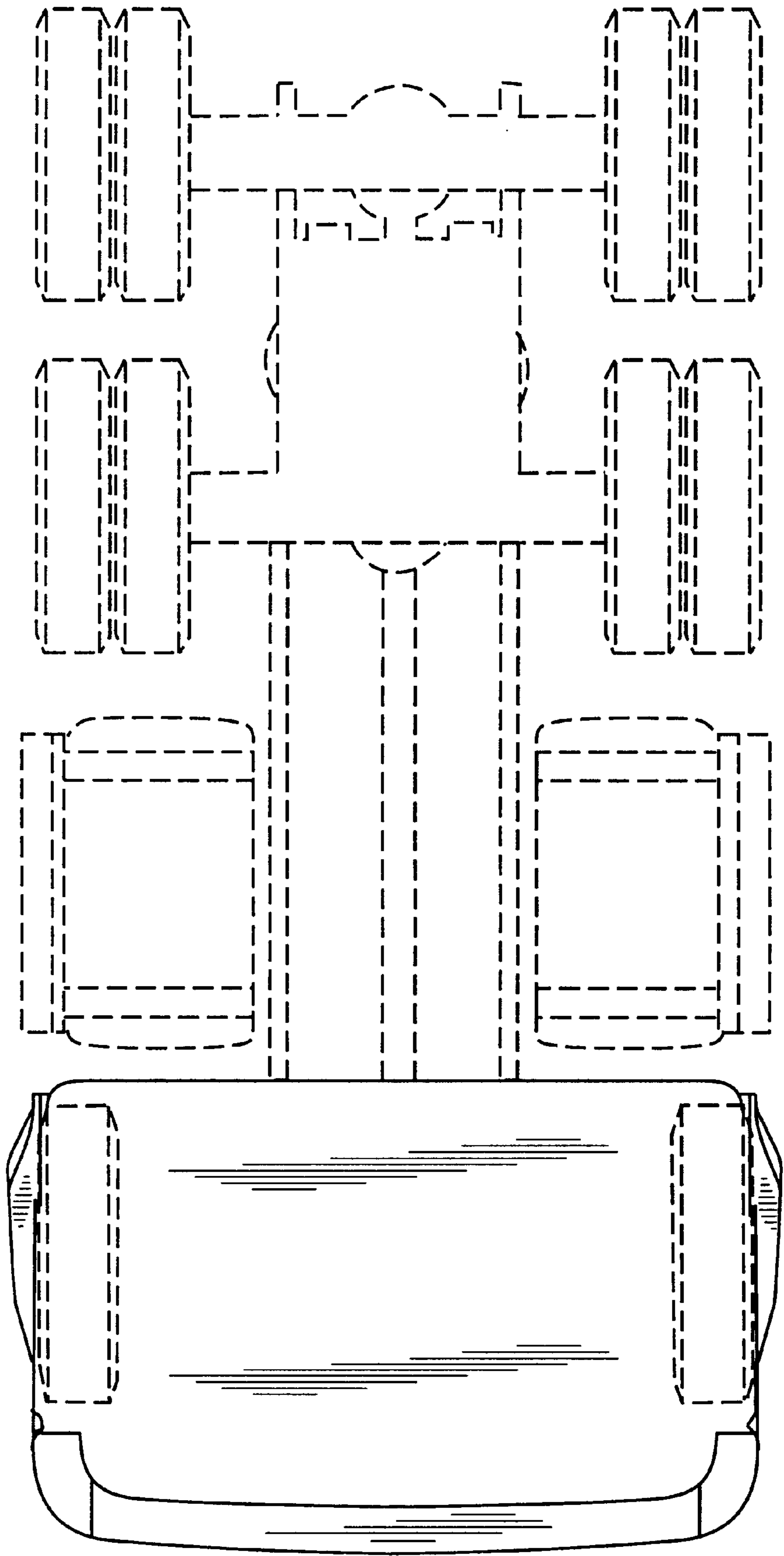


FIG. 5

FIG. 6




FIG. 7

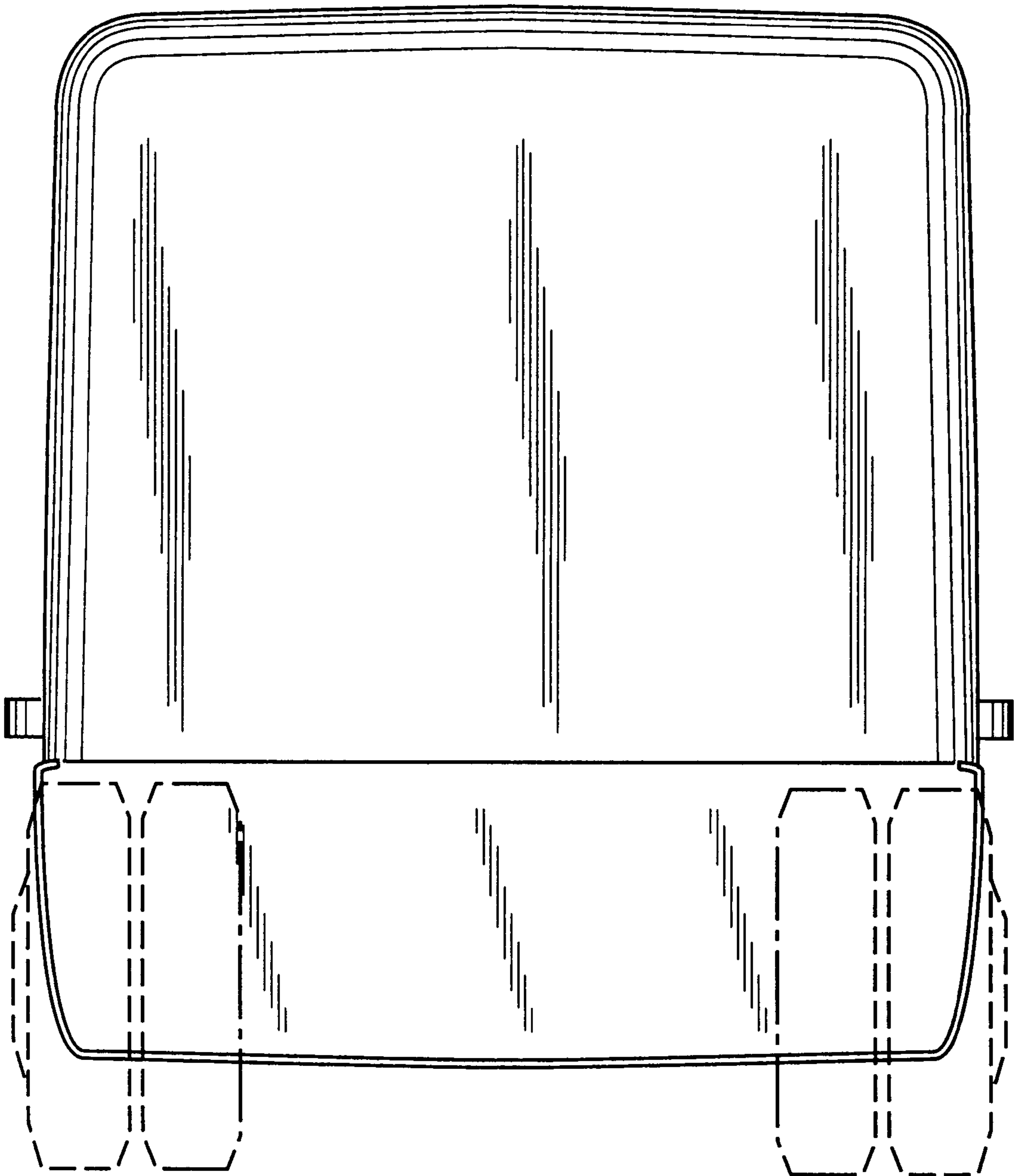


FIG. 8

