



US00D422529S

United States Patent [19]

Watts, Jr.

[11] Patent Number: **Des. 422,529**

[45] Date of Patent: **** Apr. 11, 2000**

[54] **FLAG WITH FLASHING ILLUMINATED SIGN DEVICE**

D. 141,001 4/1945 Spencer D11/172
D. 265,388 7/1982 Ornatek D11/173 X
D. 266,832 11/1982 Brown D11/166

[76] Inventor: **Albert Watts, Jr.**, 4731 Knight Dr., Theodore, Ala. 36582

Primary Examiner—M. N. Pandozzi

[**] Term: **14 Years**

[57] CLAIM

[21] Appl. No.: **29/102,432**

The ornamental design for a flag with flashing illuminated sign device, as shown.

[22] Filed: **Mar. 25, 1999**

DESCRIPTION

[51] **LOC (6) Cl.** **11-05**

FIG. 1 is a front view of the flag with flashing illuminated sign device of the present invention;

[52] **U.S. Cl.** **D11/166; D11/168; D11/173; D20/41**

FIG. 2 is a back view of the flag with flashing illuminated sign device of FIG. 1;

[58] **Field of Search** D11/165, 166, D11/168, 177, 173, 181, 182; D12/106, 172, 223; D8/395; 116/28 R, 63 R, 173; 248/539; 340/539, 321; D20/41; D10/109

FIG. 3 is a left side view of the flag with flashing illuminated sign device of FIG. 1;

FIG. 4 is a right side view of the flag with flashing illuminated sign device of FIG. 1;

[56] References Cited


U.S. PATENT DOCUMENTS

D. 22,496 6/1893 Terhune D11/172
D. 111,572 10/1938 Rosen D11/173
D. 134,583 12/1942 Woodward D11/172

FIG. 5 is a top plan view of the flag with flashing illuminated sign device of FIG. 1; and,

FIG. 6 is a bottom plan view of the flag with flashing illuminated sign device of FIG. 1.

1 Claim, 4 Drawing Sheets






Fig. 1




Fig. 2

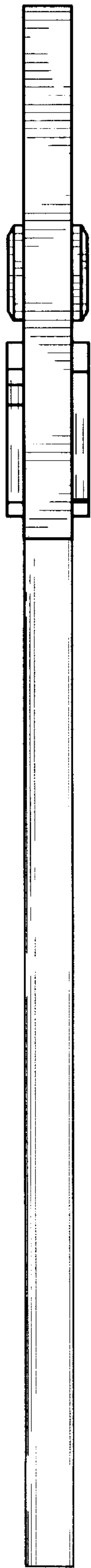


Fig. 3

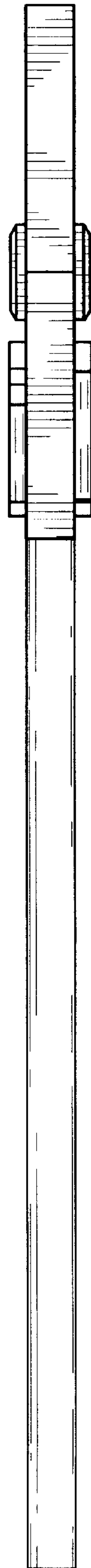


Fig. 4



Fig. 5

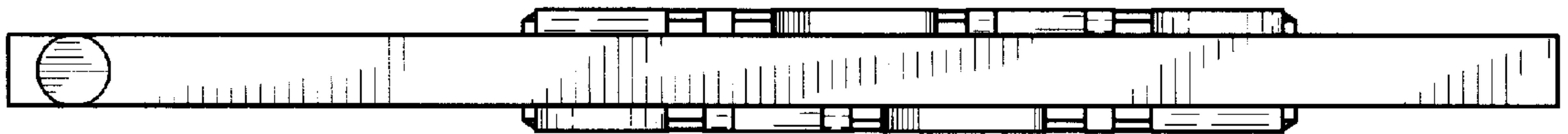


Fig. 6