



US00D422513S

# United States Patent [19] Bodino

[11] **Patent Number: Des. 422,513**

[45] **Date of Patent: \*\* Apr. 11, 2000**

[54] **WRISTWATCH**

[75] Inventor: **Giampiero Bodino**, Milan, Italy

[73] Assignee: **Gucci Timepieces SA**, Lengnau, Switzerland

[\*\*] Term: **14 Years**

[21] Appl. No.: **29/106,678**

[22] Filed: **Jun. 22, 1999**

[30] **Foreign Application Priority Data**

Dec. 22, 1998 [XH] Hague Agreement ..... DMA/004330

[51] **LOC (6) Cl.** ..... **10-02**

[52] **U.S. Cl.** ..... **D10/32; D10/39**

[58] **Field of Search** ..... D10/1-40, 122-132;  
D11/3-25; 63/1.1, 3, 5, 11; 368/276-277,  
280-282, 285

[56] **References Cited**

**U.S. PATENT DOCUMENTS**

D. 252,136	6/1979	Khemka	.....	D10/57
D. 278,746	5/1985	Saynajakangas	.....	D14/155
D. 281,674	12/1985	Novak	.....	D10/31
D. 355,132	2/1995	Williams	.....	D10/32
D. 383,073	9/1997	Miller	.....	D10/31
D. 413,526	9/1999	Perrin et al.	.....	D10/30

**OTHER PUBLICATIONS**

European Jeweler-Jul. 1974-p.59-watches at top-center.  
Jeweler's Circular-Keystone-Sep. 1978-p. 127-watch at  
bottom-right.

European Jeweler (G.Z.)-Feb. 1983-p.96-watches at right.

*Primary Examiner*-Nelson C. Holtje  
*Attorney, Agent, or Firm*-Sughrue, Mion, Zinn, Macpeak  
& Seas, PLLC

[57] **CLAIM**

The ornamental design for a wristwatch, as shown and  
described.

**DESCRIPTION**

FIG. 1 is a perspective view of the front, inside rear and side  
of a wristwatch showing my new design;  
FIG. 2 is a front elevational view thereof;  
FIG. 3 is a rear elevational view thereof;  
FIG. 4 is a side elevational view of one side thereof;  
FIG. 5 is a side elevational view of the opposite side thereof;  
FIG. 6 is an end elevational view of one end thereof;  
FIG. 7 is an end elevational view of the opposite end thereof;  
FIG. 8 is a perspective view of the inside front, said opposite  
side and said rear with the rear fastening mechanism dis-  
posed in the open position;  
FIG. 9 is a rear elevational view thereof; and,  
FIG. 10 is a side elevational view thereof.

**1 Claim, 3 Drawing Sheets**






FIG. 1

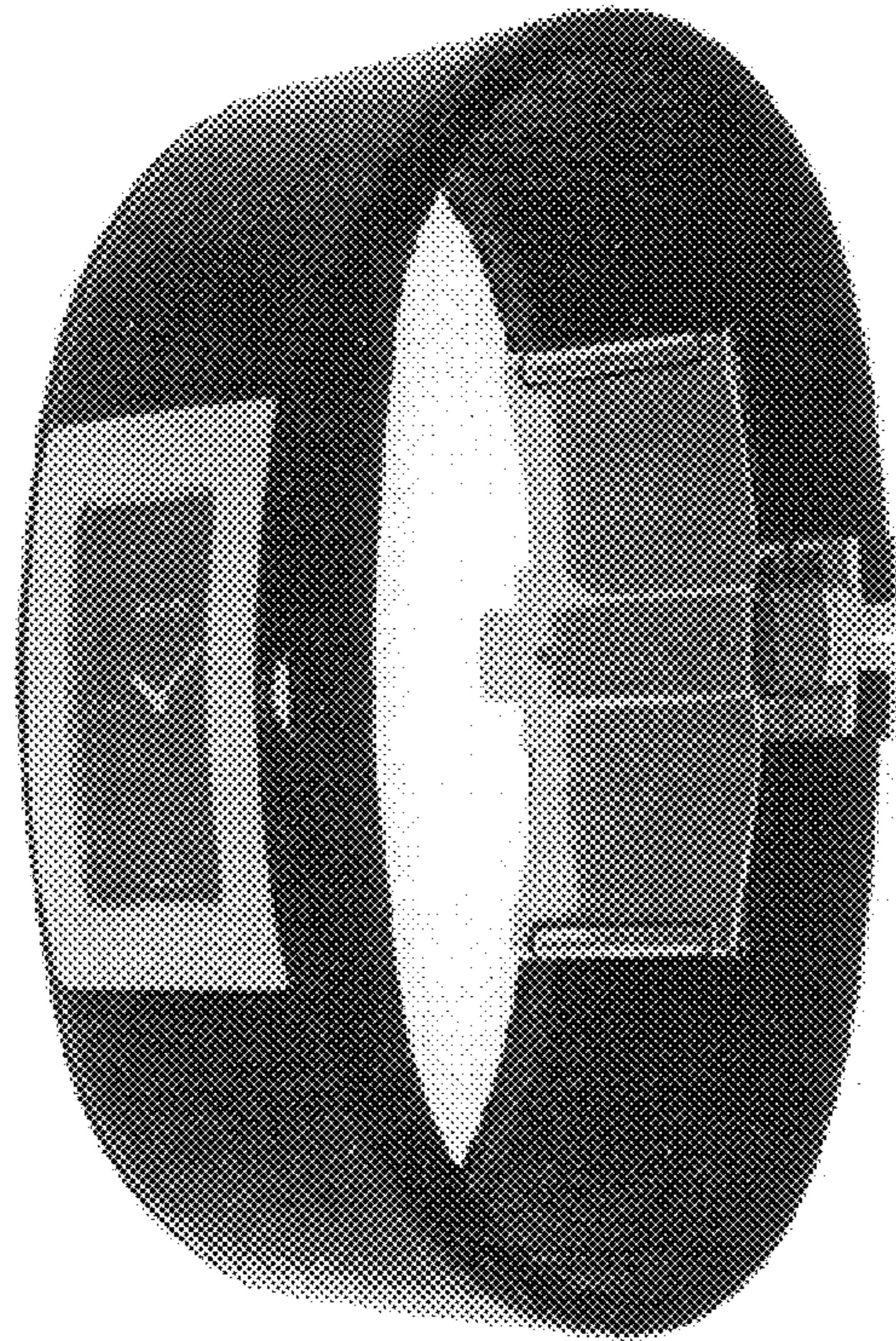


FIG. 2




FIG. 3






FIG. 4




FIG. 5




FIG. 6



FIG. 7





FIG. 8




FIG. 9




FIG. 10

