



US00D422487S

United States Patent [19] Khokhar

[11] **Patent Number: Des. 422,487**
[45] **Date of Patent: ** Apr. 11, 2000**

[54] **DOUBLE PAWL PARALLEL-ENTRY CABLE TIE**

[75] Inventor: **Wasim Khokhar**, Cordova, Tenn.

[73] Assignee: **Thomas & Betts Corporation**,
Memphis, Tenn.

[**] Term: **14 Years**

[21] Appl. No.: **29/069,724**

[22] Filed: **Mar. 21, 1997**

[51] **LOC (6) Cl.** **08-08**

[52] **U.S. Cl.** **D8/396**

[58] **Field of Search** D8/396, 383; 24/16 PB;
248/74.3

[56] **References Cited**

U.S. PATENT DOCUMENTS

D. 389,051	1/1998	Caveney et al.	D8/396
3,605,199	9/1971	Eberhardt	24/115 R
3,886,630	6/1975	Emery .	
4,272,047	6/1981	Botka .	
4,447,934	5/1984	Anscher .	
4,631,782	12/1986	Geecs .	
5,803,413	9/1998	Benoit et al.	24/16 PB

FOREIGN PATENT DOCUMENTS

0 035 368	9/1981	European Pat. Off. .
0 090 726	5/1983	European Pat. Off. .
2 502 265	9/1982	France .
1 291 172	10/1972	United Kingdom .
1 418 900	12/1975	United Kingdom .
2 040 352	8/1980	United Kingdom .
2 037 869	10/1982	United Kingdom .

OTHER PUBLICATIONS

Panduit Catalog, Section A, p. 8, Nov. 5, 1993.

Primary Examiner—Holly Baynham
Attorney, Agent, or Firm—Hoffmann & Baron, LLP

[57] **CLAIM**

The ornamental design for a double pawl parallel-entry cable tie, as shown and described.

DESCRIPTION

FIG. 1 is a front perspective view of double pawl parallel-entry cable tie showing my new design:
FIG. 2 is a top plan view thereof:
FIG. 3 is a side elevational view thereof:
FIG. 4 is a front elevational view thereof; and,
FIG. 5 is a rear elevational view thereof.

1 Claim, 3 Drawing Sheets

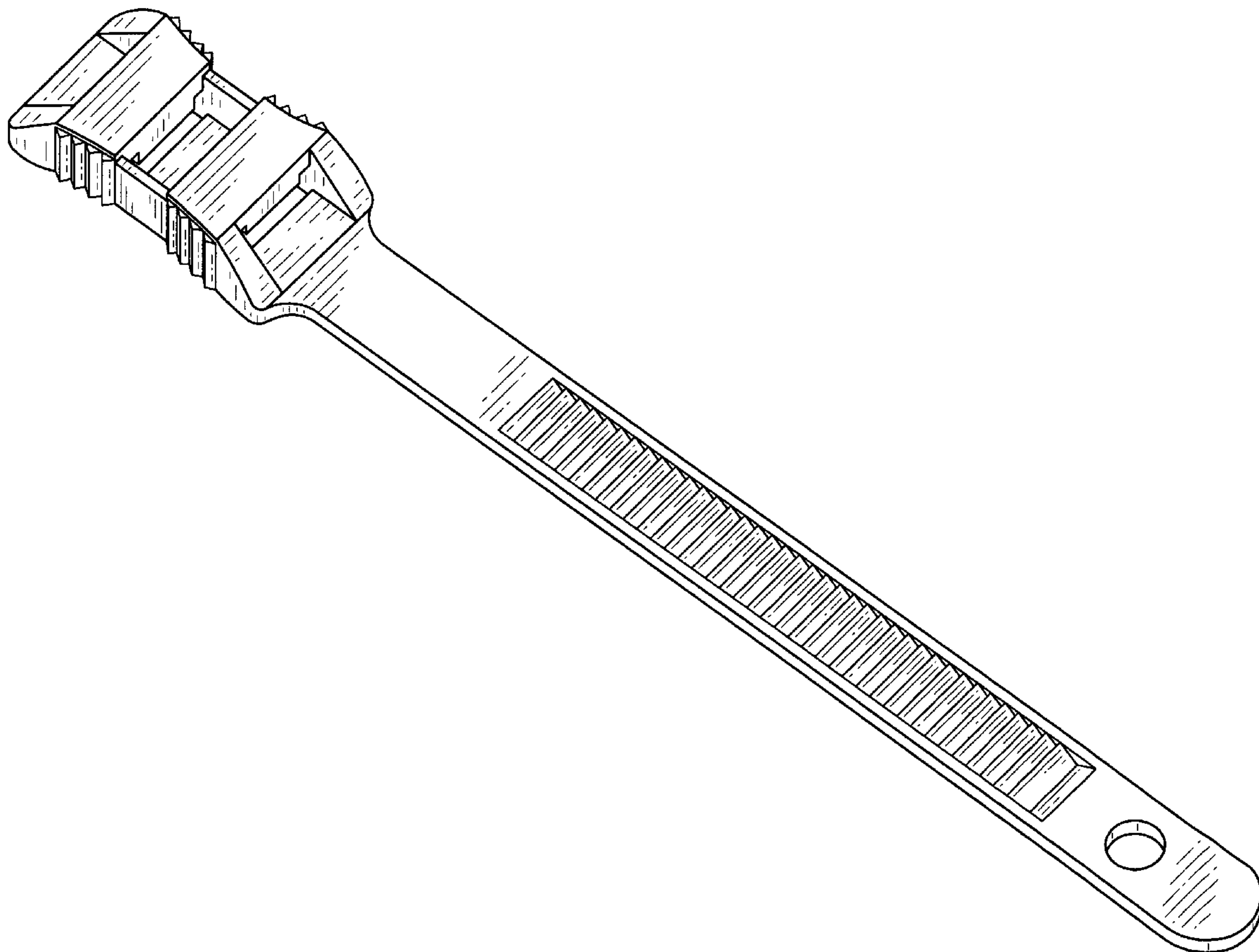


FIG-1

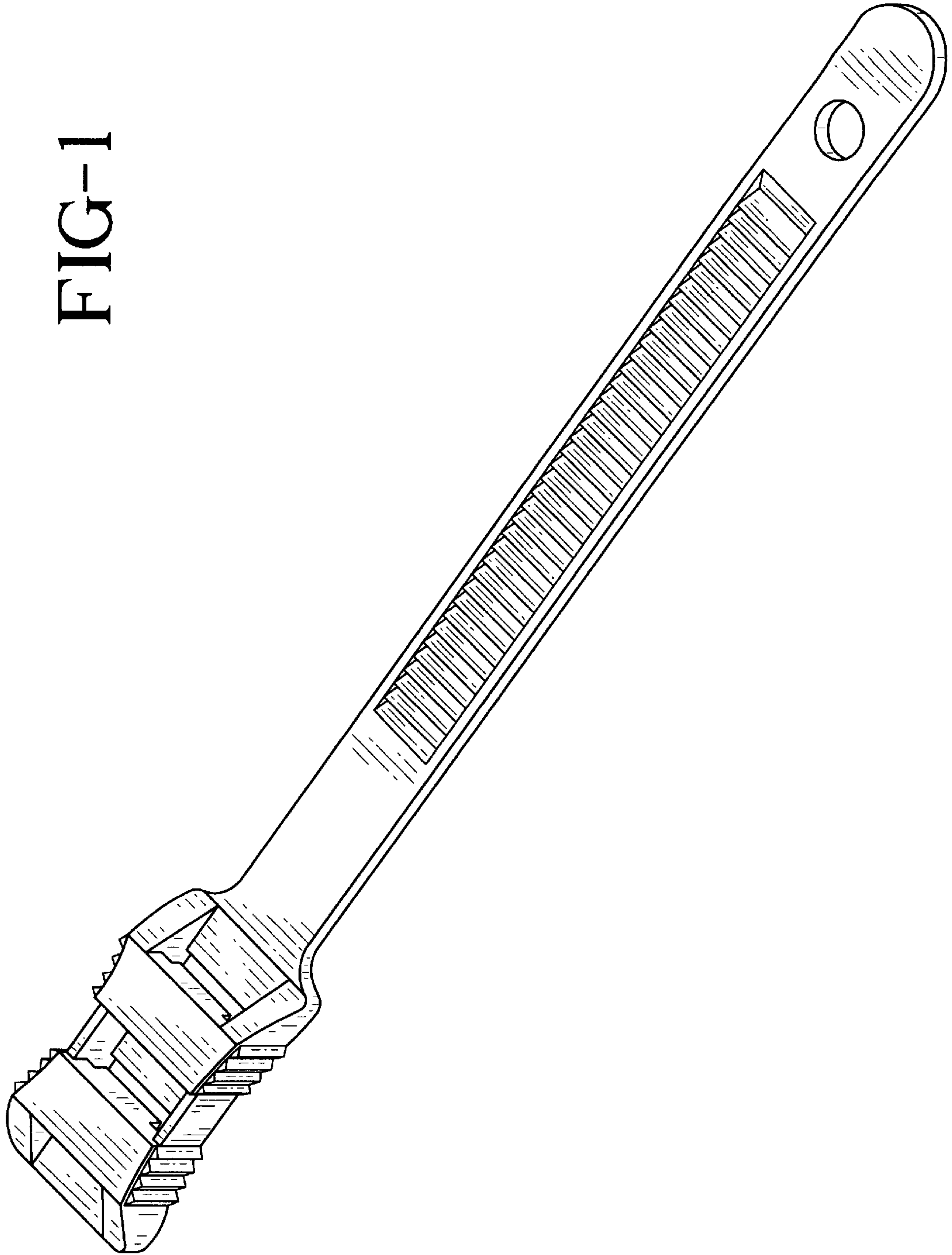


FIG-2




FIG-3

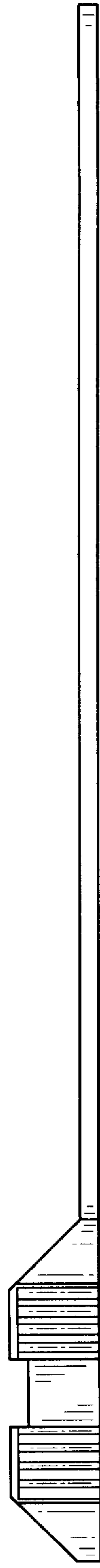


FIG-5

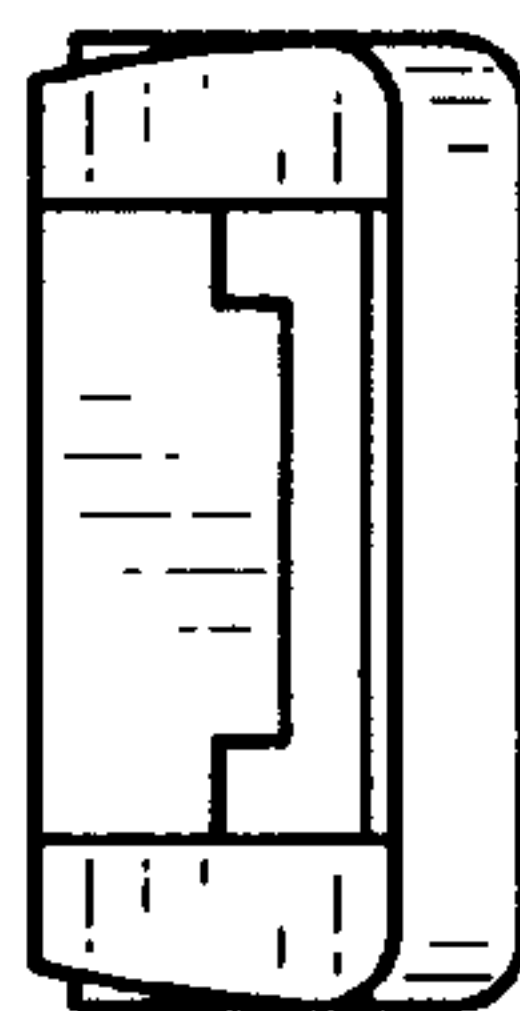


FIG-4

