



US00D422484S

United States Patent [19]
Goodman et al.

[11] **Patent Number: Des. 422,484**

[45] **Date of Patent: ** Apr. 11, 2000**

[54] **HOOK RACK**

[75] Inventors: **Sheldon H. Goodman**, 30905 Stratford,
Solon, Ohio 44139; **Karen L. Gail**,
Cleveland Heights, Ohio

[73] Assignee: **Sheldon H. Goodman**, Solon, Ohio

[**] Term: **14 Years**

[21] Appl. No.: **29/100,489**

[22] Filed: **Feb. 11, 1999**

[51] **LOC (6) Cl.** **08-05**

[52] **U.S. Cl.** **D8/372; D6/566**

[58] **Field of Search** D8/370, 372; D6/566,
D6/323; 248/302, 303, 309.1, 339; 211/87,
106

[56] **References Cited**

U.S. PATENT DOCUMENTS

- D. 327,314 6/1992 Liscari et al. D8/372 X
- D. 357,403 4/1995 Goodman et al. D8/372

Primary Examiner—Brian N. Vinson
Attorney, Agent, or Firm—Pearne, Gordon, McCoy &
Granger LLP


[57] **CLAIM**

The ornamental design for a hook rack, as shown and described.

DESCRIPTION

FIG. 1 is a perspective view of a hook rack showing our new design;
FIG. 2 is a front elevational view thereof;
FIG. 3 is a rear elevational view thereof;
FIG. 4 is a left side elevational view thereof, the right side elevational view being a mirror image;
FIG. 5 is a top plan view thereof; and,
FIG. 6 is a bottom plan view thereof.
The broken-line disclosure of elements in the views is for illustrative purposes only and forms no part of the claimed design.

1 Claim, 2 Drawing Sheets






Fig.1

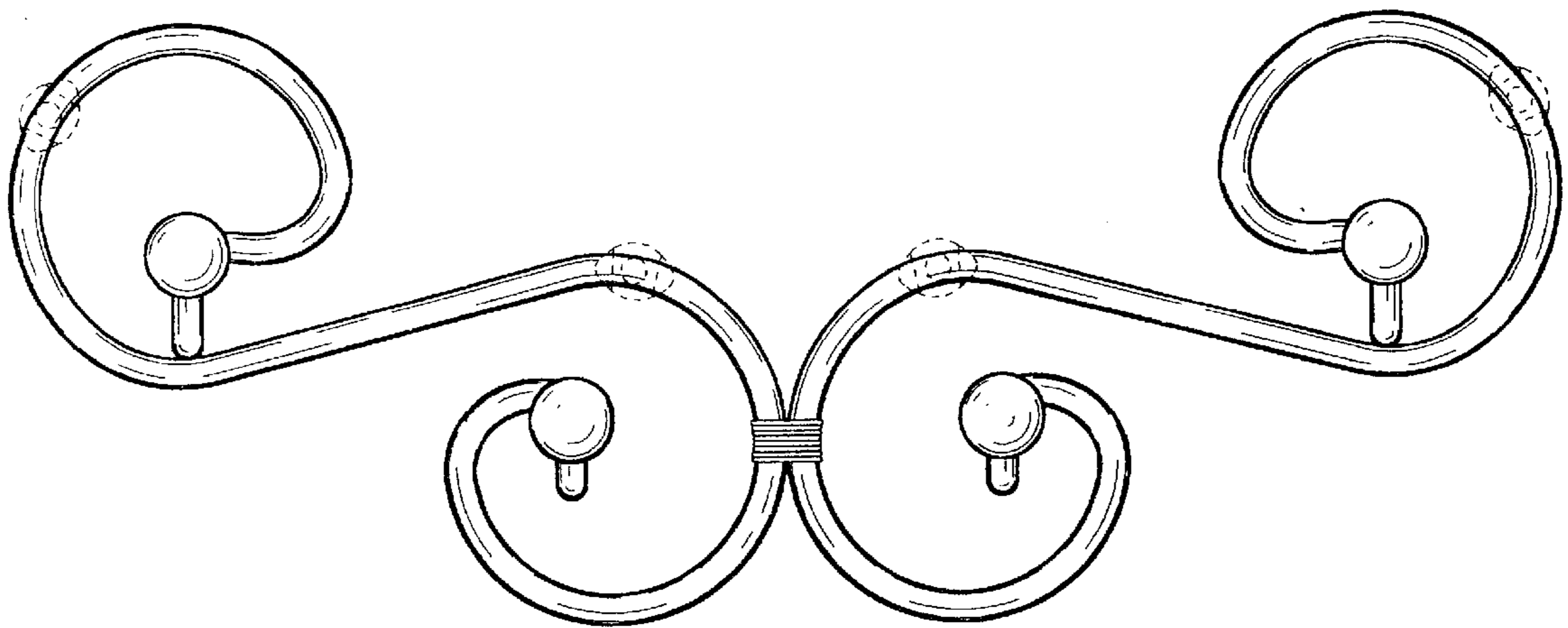


Fig.2




Fig.3

