



US00D422472S

# United States Patent [19] Ryu

[11] Patent Number: Des. 422,472

[45] Date of Patent: \*\* Apr. 11, 2000

[54] HAMMER HANDLE

[75] Inventor: Suk-Ho Ryu, Seoul, Rep. of Korea

[73] Assignee: Wavex Corporation, Toronto, Canada

[\*\*] Term: 14 Years

[21] Appl. No.: 29/096,561

[22] Filed: Nov. 13, 1998

[51] LOC (6) Cl. .... 08-02

[52] U.S. Cl. .... D8/80; D8/107

[58] Field of Search ..... D8/75, 76, 77,  
D8/78, 79, 80, 81, 107; 81/19, 20, 21, 22,  
23, 24, 25; 7/143; 16/110 R

[56] **References Cited**

U.S. PATENT DOCUMENTS

D. 139,475	11/1944	Laughlin	.....	D8/80
D. 157,883	3/1950	Maxwell	.....	D8/80
D. 182,076	2/1958	MacMinn	.....	D8/77
D. 182,077	2/1958	MacMinn	.....	D8/77
D. 185,675	7/1959	MacMinn	.....	D8/80
D. 288,897	3/1987	Kalberer	.....	D8/80
D. 300,111	3/1989	Square	.....	D8/75
D. 302,515	8/1989	Kandel	.....	D8/75
D. 315,483	3/1991	Williamson	.....	D8/78

D. 402,175	12/1998	Sellers	.....	D8/75
479,032	7/1892	Surbaugh	.	
1,341,378	5/1920	McKenzie	.	
1,401,896	12/1921	Ehrhart	.	
2,155,804	4/1939	Rubin	.	

Primary Examiner—Philip S. Hyder  
Attorney, Agent, or Firm—Maria Parrish Tungol; John A. Parrish

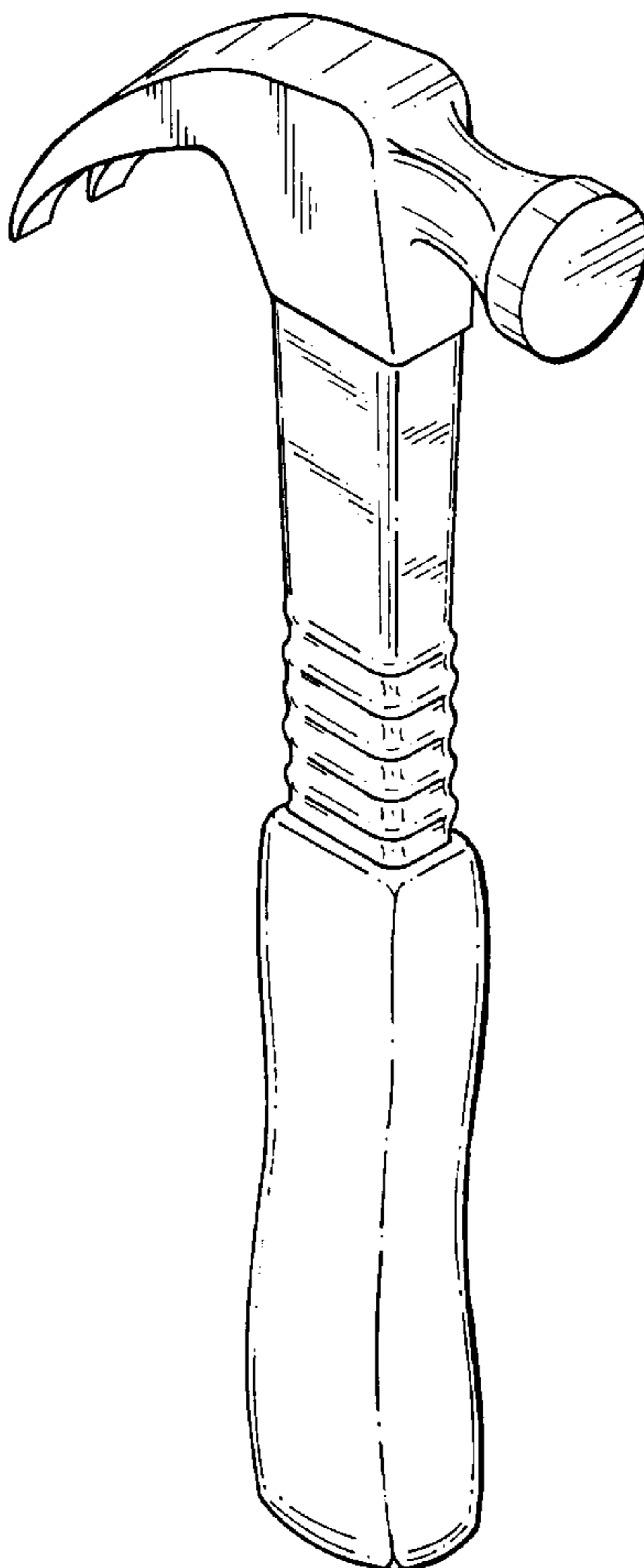
[57] **CLAIM**

The ornamental design for a hammer handle, as shown and described.

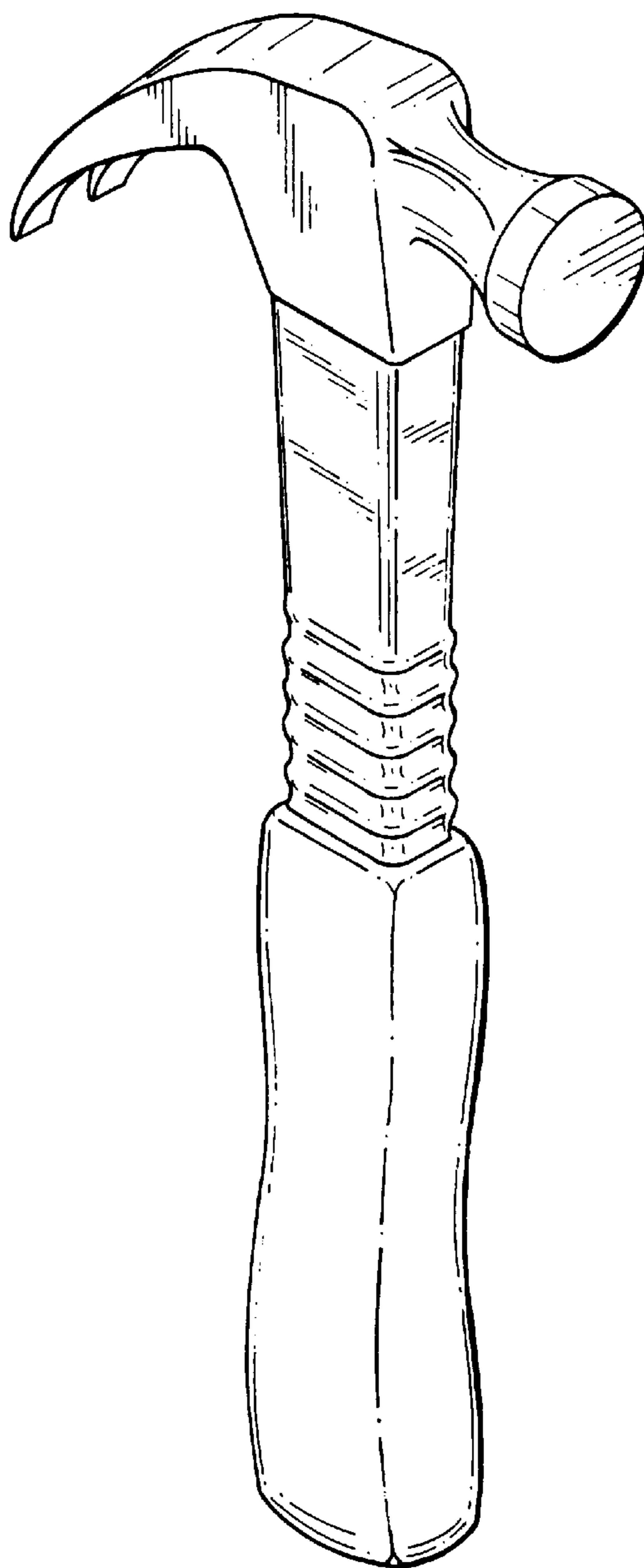
**DESCRIPTION**

FIG. 1 is a perspective view of a hammer handle showing my new design;  
FIG. 2 is a bottom plan view thereof;  
FIG. 3 is a top plan view thereof;  
FIG. 4 is a right side elevational view thereof;  
FIG. 5 is a rear elevational view thereof  
FIG. 6 is a front elevational view thereof; and,  
The left side of the hammer handle is a mirror image of the right side.  
The hammer head and grip shown in broken lines FIGS. 1-6 are not part of the claimed design.

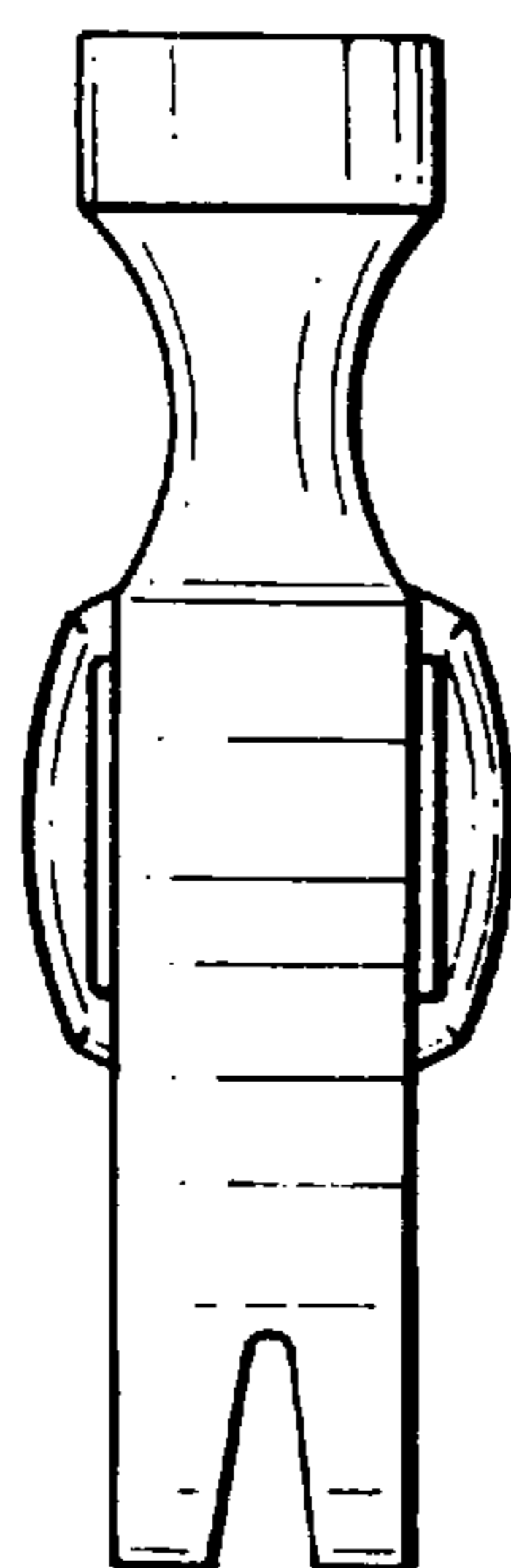
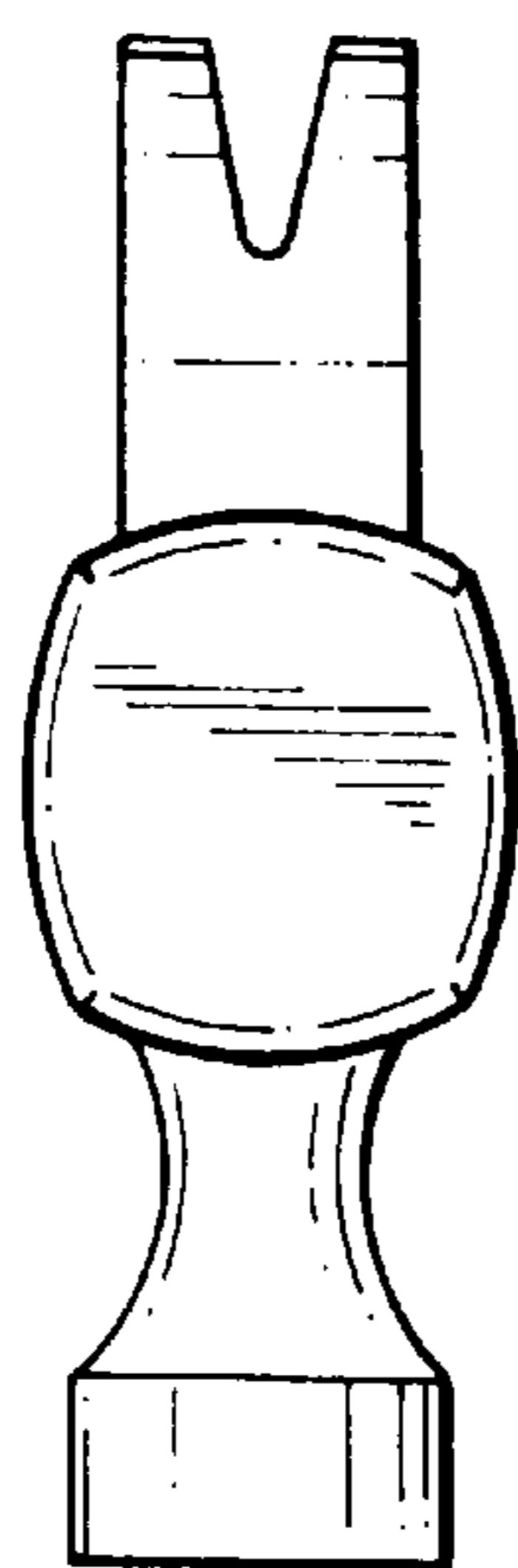
1 Claim, 2 Drawing Sheets



*FIG. 1*



*FIG. 2*



*FIG. 3*

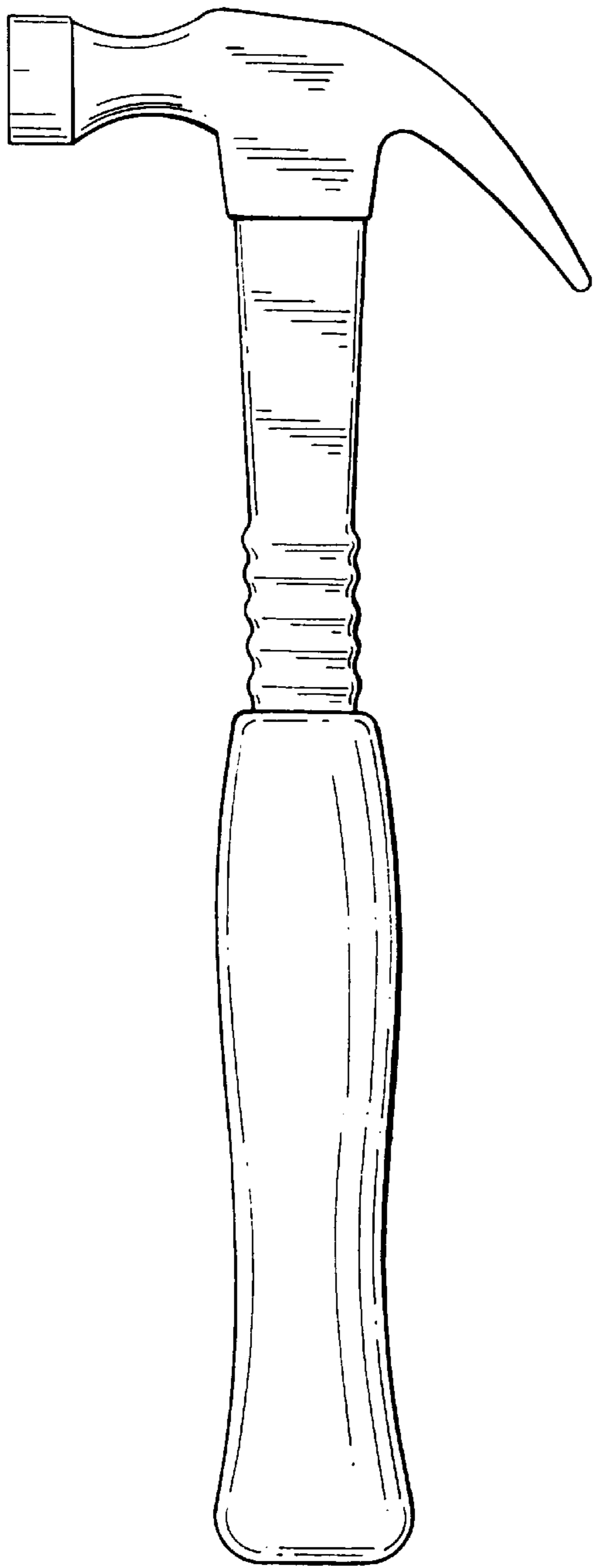


FIG. 4

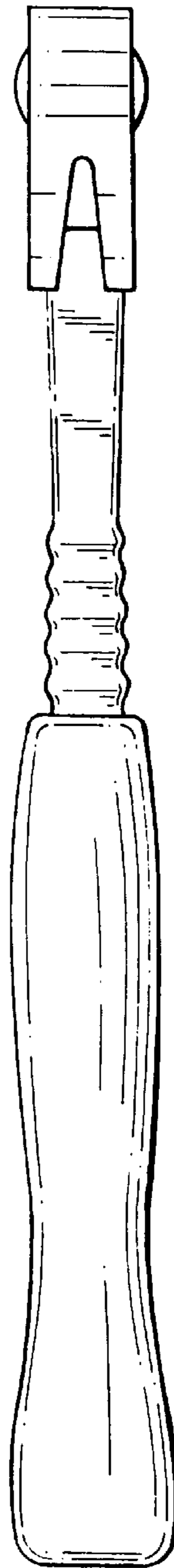


FIG. 5




FIG. 6