



US00D422471S

United States Patent [19] Ryu

[11] Patent Number: Des. 422,471

[45] Date of Patent: ** Apr. 11, 2000

[54] HAMMER

[75] Inventor: Suk-Ho Ryu, Seoul, Rep. of Korea

[73] Assignee: Wavex Corporation, Toronto, Canada

[**] Term: 14 Years

[21] Appl. No.: 29/096,562

[22] Filed: Nov. 13, 1998

[51] LOC (6) Cl. 08-02

[52] U.S. Cl. D8/75

[58] Field of Search D8/75, 76, 77,
D8/78, 79, 80, 81; 81/19, 20, 21, 22, 23,
24, 25; 7/143; 16/110 R

[56] **References Cited**

U.S. PATENT DOCUMENTS

D. 139,475	11/1944	Laughlin	D8/80
D. 157,883	3/1950	Maxwell	D8/80
D. 182,076	2/1958	MacMinn	D8/77
D. 182,077	2/1958	MacMinn	D8/77
D. 185,675	7/1959	MacMinn	D8/80
D. 288,897	3/1987	Kalberer	D8/80
D. 300,111	3/1989	Square	D8/75
D. 302,515	8/1989	Kandel	D8/75

D. 315,483	3/1991	Williamson	D8/78
D. 402,175	12/1998	Sellers	D8/75
479,032	7/1892	Surbaugh	.	
1,341,378	5/1920	McKenzie	.	
1,401,896	12/1921	Ehrhart	.	
2,155,804	4/1939	Rubin	.	

Primary Examiner—Philip S. Hyder
Attorney, Agent, or Firm—Maria Parrish Tungol; John A. Parrish

[57] **CLAIM**

The ornamental design for a hammer, as shown and described.

DESCRIPTION

FIG. 1 is a perspective view of a hammer showing my new design;
FIG. 2 is a bottom plan view thereof;
FIG. 3 is a top plan view thereof;
FIG. 4 is a right side elevational view thereof;
FIG. 5 is a rear elevational view thereof; and
FIG. 6 is a front elevational view thereof.
The left side of the hammer is a mirror image of the right side.

1 Claim, 2 Drawing Sheets

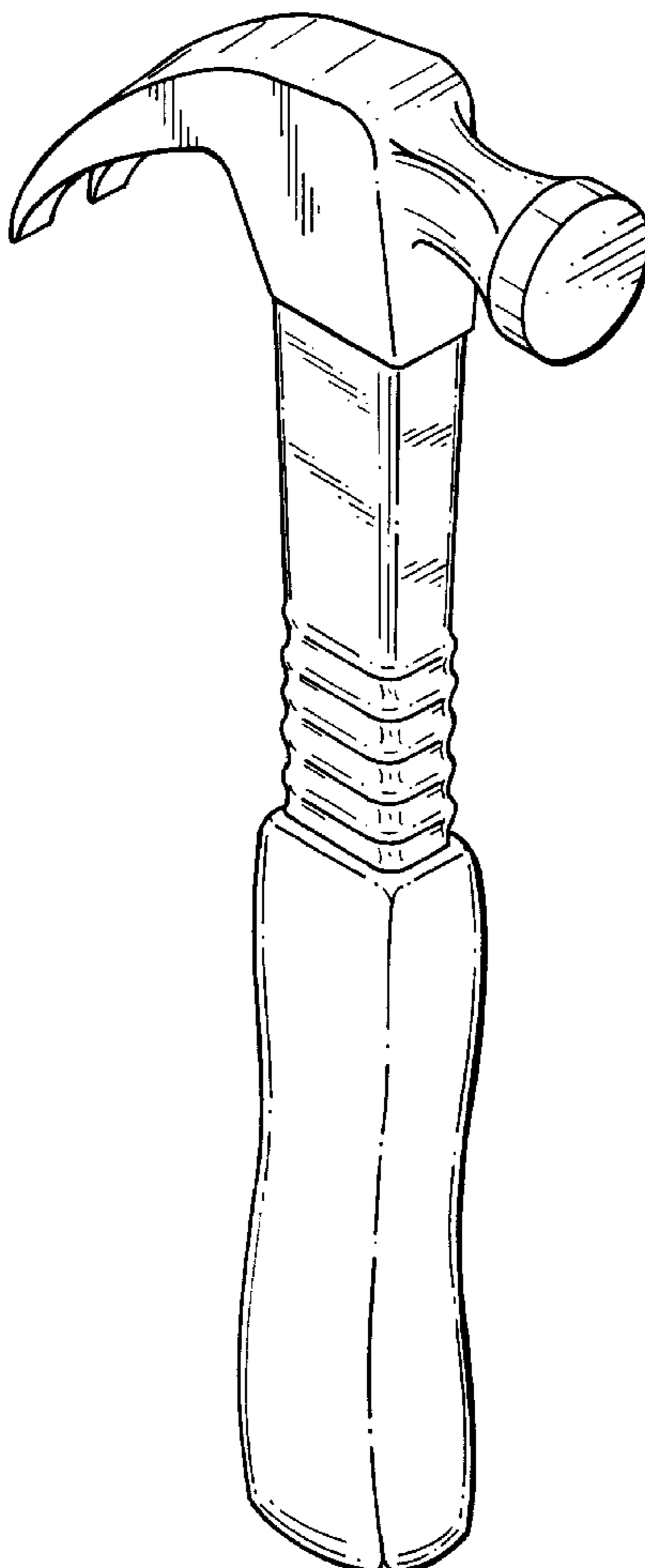


FIG. 1

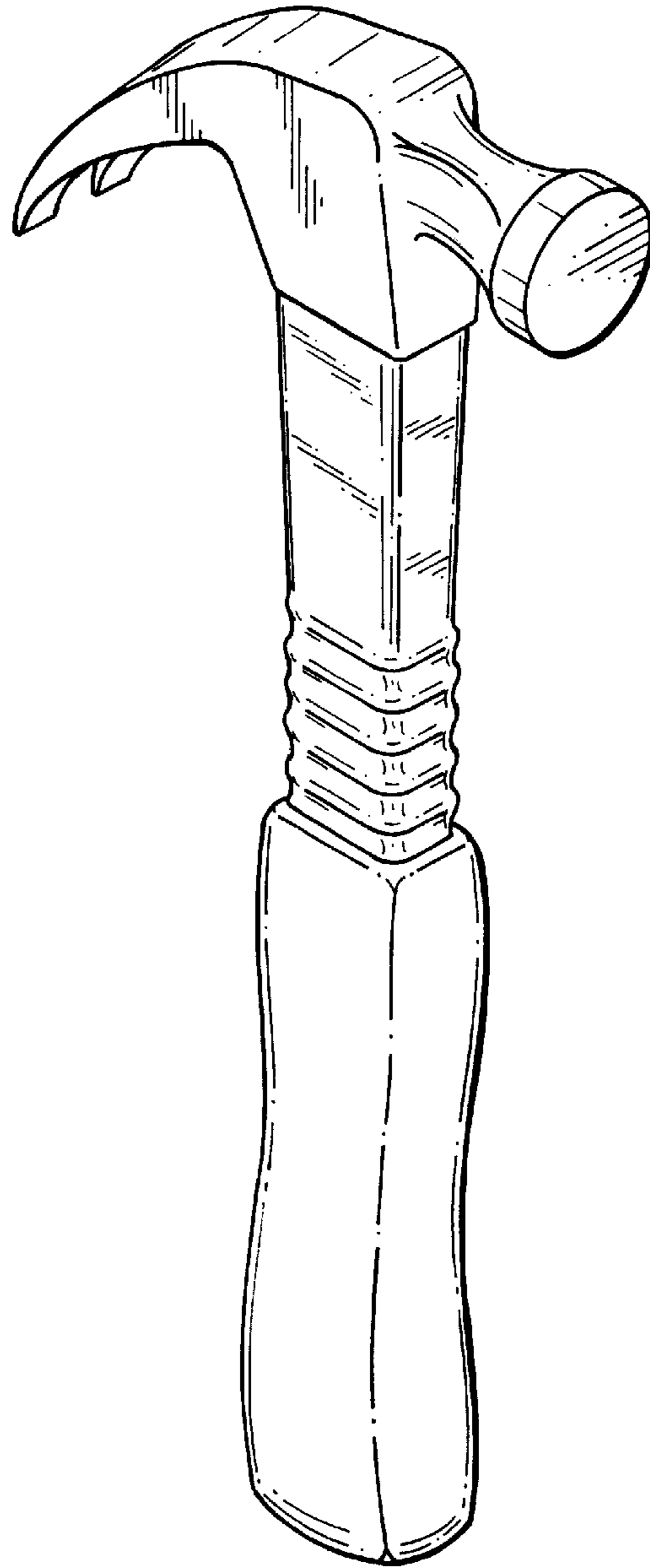


FIG. 2

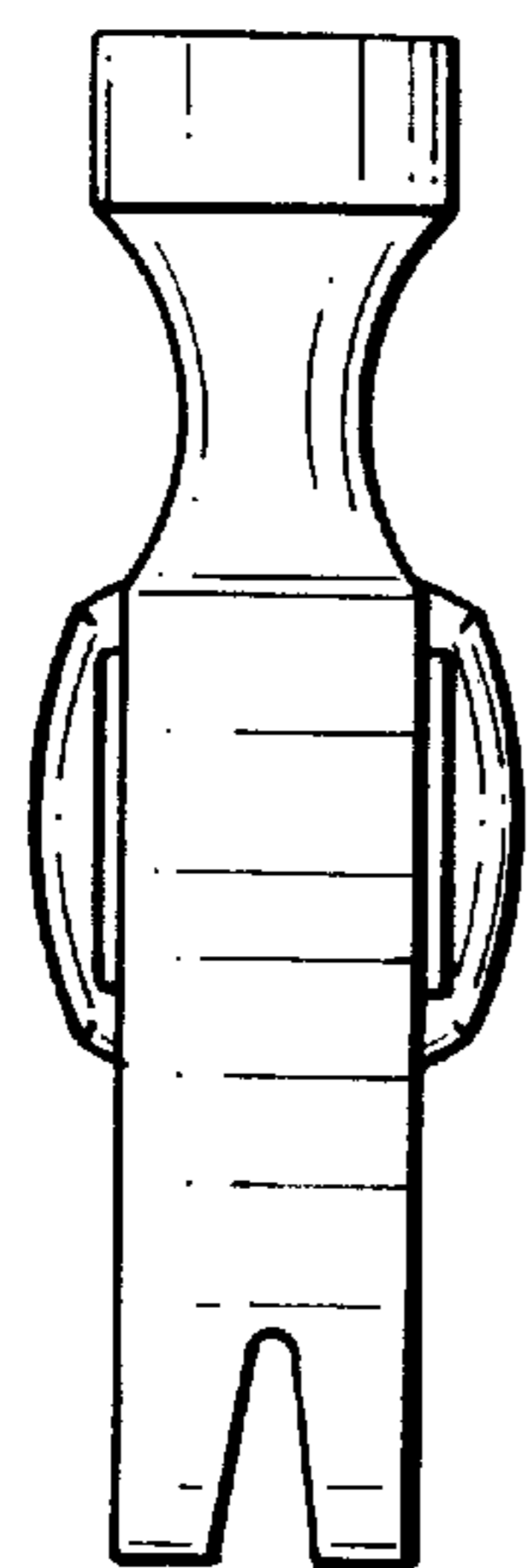
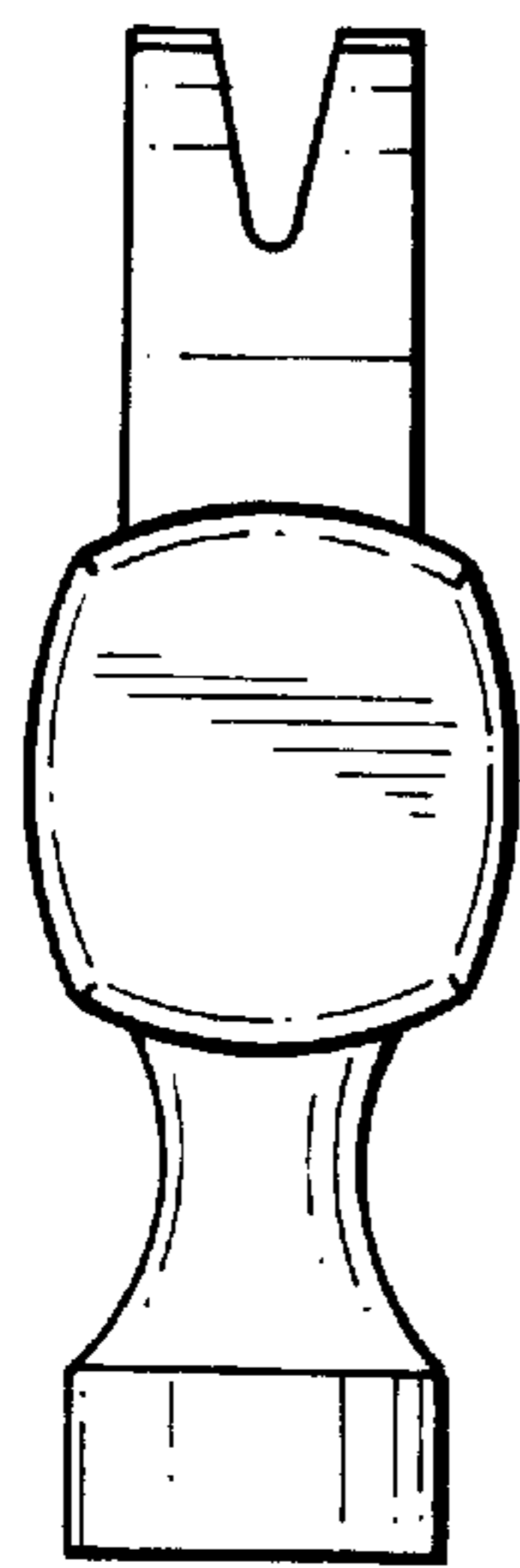


FIG. 3

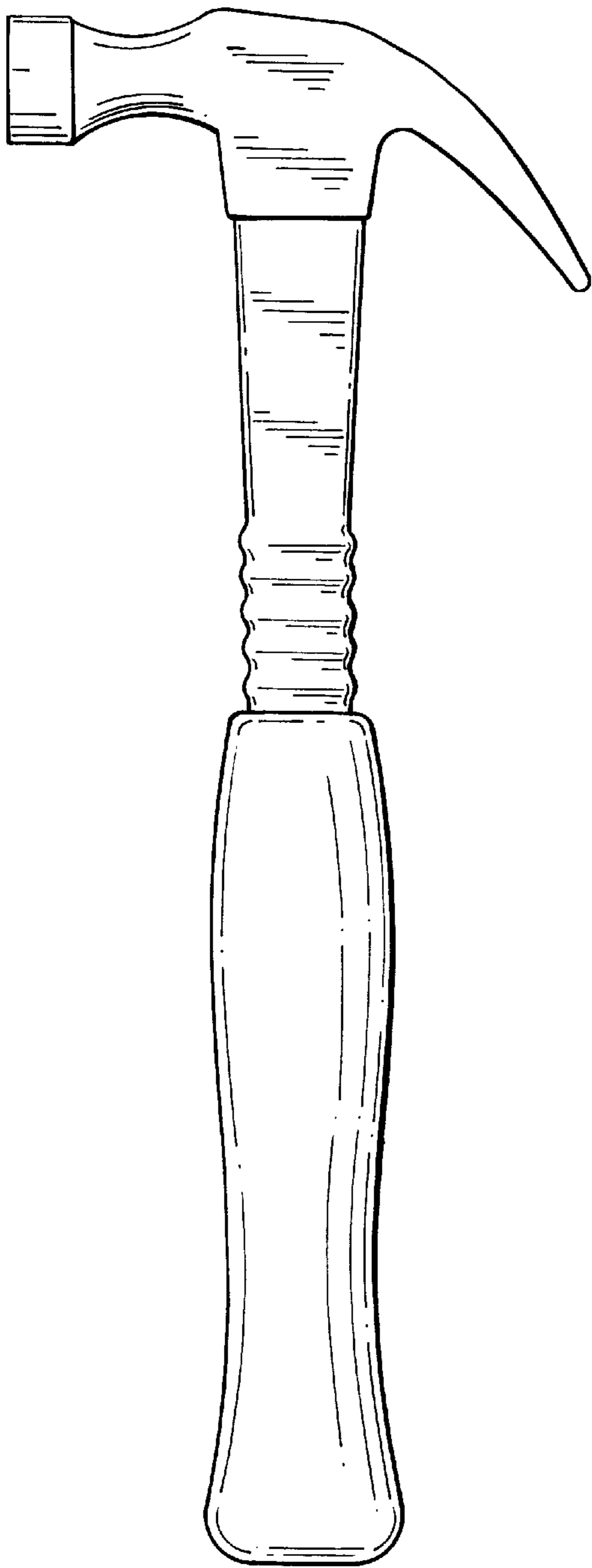


FIG. 4

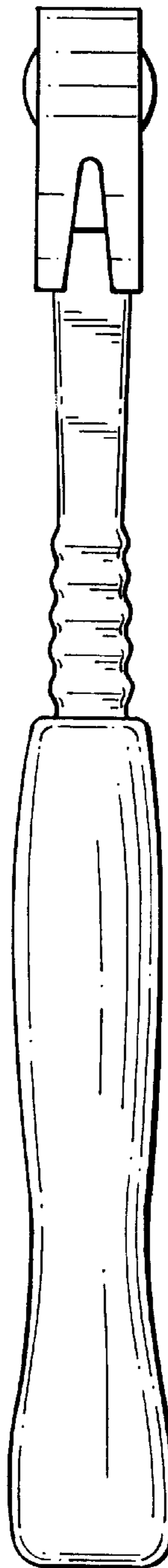


FIG. 5




FIG. 6