



US00D422463S

United States Patent [19]
Ronan

[11] **Patent Number: Des. 422,463**

[45] **Date of Patent: ** Apr. 11, 2000**

[54] **DUAL CUTTING HANDHELD CUTTERS WITH BLADE STORAGE COMPARTMENT**

D. 307,699 5/1990 Suganami D8/98
D. 387,965 12/1997 Ronan D8/5

[76] Inventor: **John S. Ronan**, 1290 S. Santa Fe Ave., San Jacinto, Calif. 92583

Primary Examiner—Holly Baynham
Attorney, Agent, or Firm—Loyal McKinley Hanson

[**] Term: **14 Years**

[57] **CLAIM**

[21] Appl. No.: **29/104,757**

The ornamental design for dual cutting handheld cutters with blade storage compartment, as shown.

[22] Filed: **May 11, 1999**

DESCRIPTION

Related U.S. Application Data

[63] Continuation-in-part of application No. 29/065,768, Jun. 26, 1997, which is a continuation of application No. 29/011,425, Aug. 5, 1993, abandoned, which is a continuation-in-part of application No. 07/273,006, Nov. 18, 1988, Pat. No. Des. 387,965.

FIG. 1 of the drawings is an isometric view showing the front, top, and one side of a dual cutting handheld cutters with blade storage compartment embodying the design of my invention;

[51] **LOC (6) Cl.** **08-05**

FIG. 2 is a right side view;

[52] **U.S. Cl.** **D8/5**

FIG. 3 is a top view;

[58] **Field of Search** D8/4, 5, 52, 98;

FIG. 4 is a front view;

30/287

FIG. 5 is a left side view;

FIG. 6 is a back view; and,

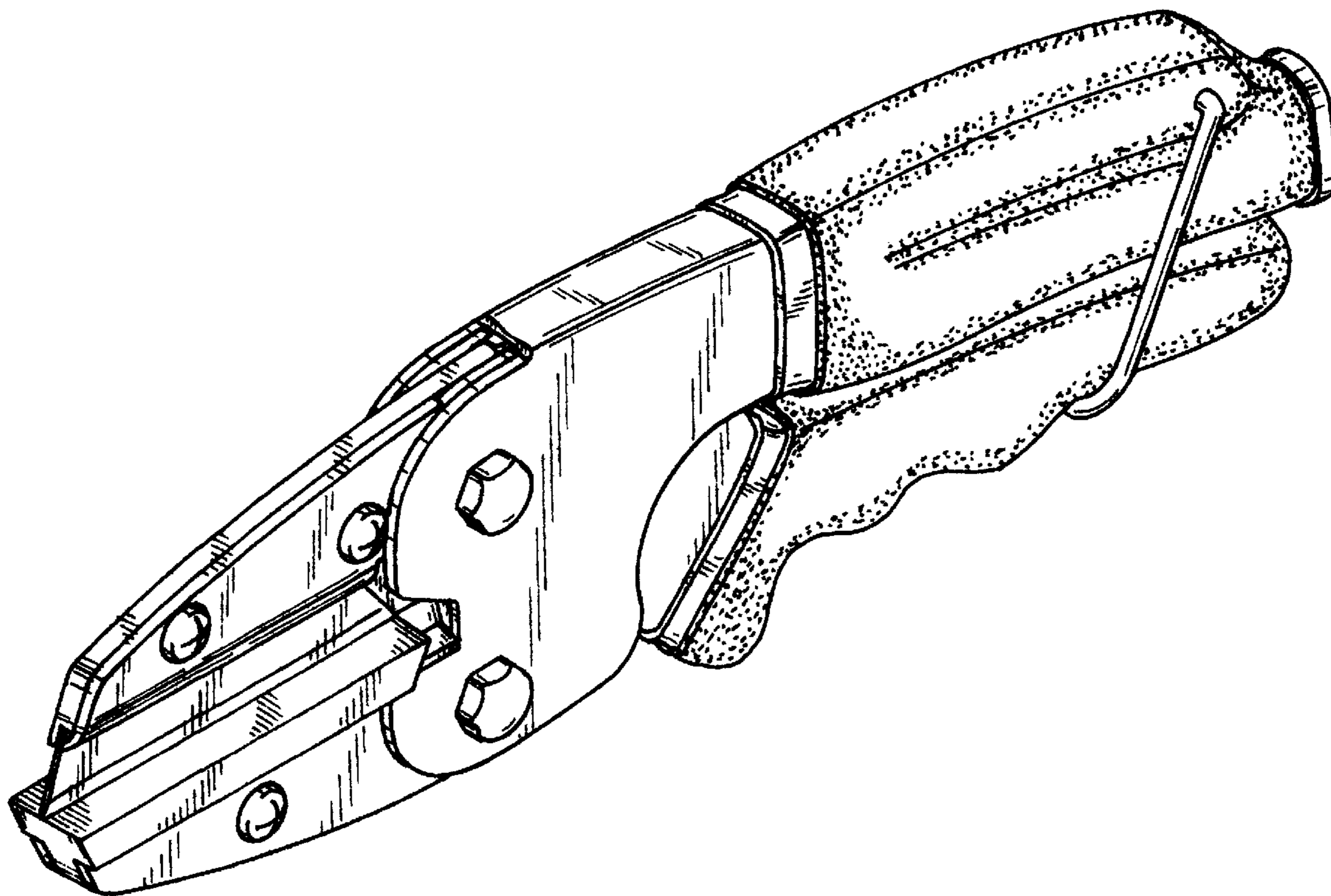
FIG. 7 is a bottom view.

[56] **References Cited**

U.S. PATENT DOCUMENTS

D. 192,940 5/1962 Martin et al. D8/5

1 Claim, 3 Drawing Sheets



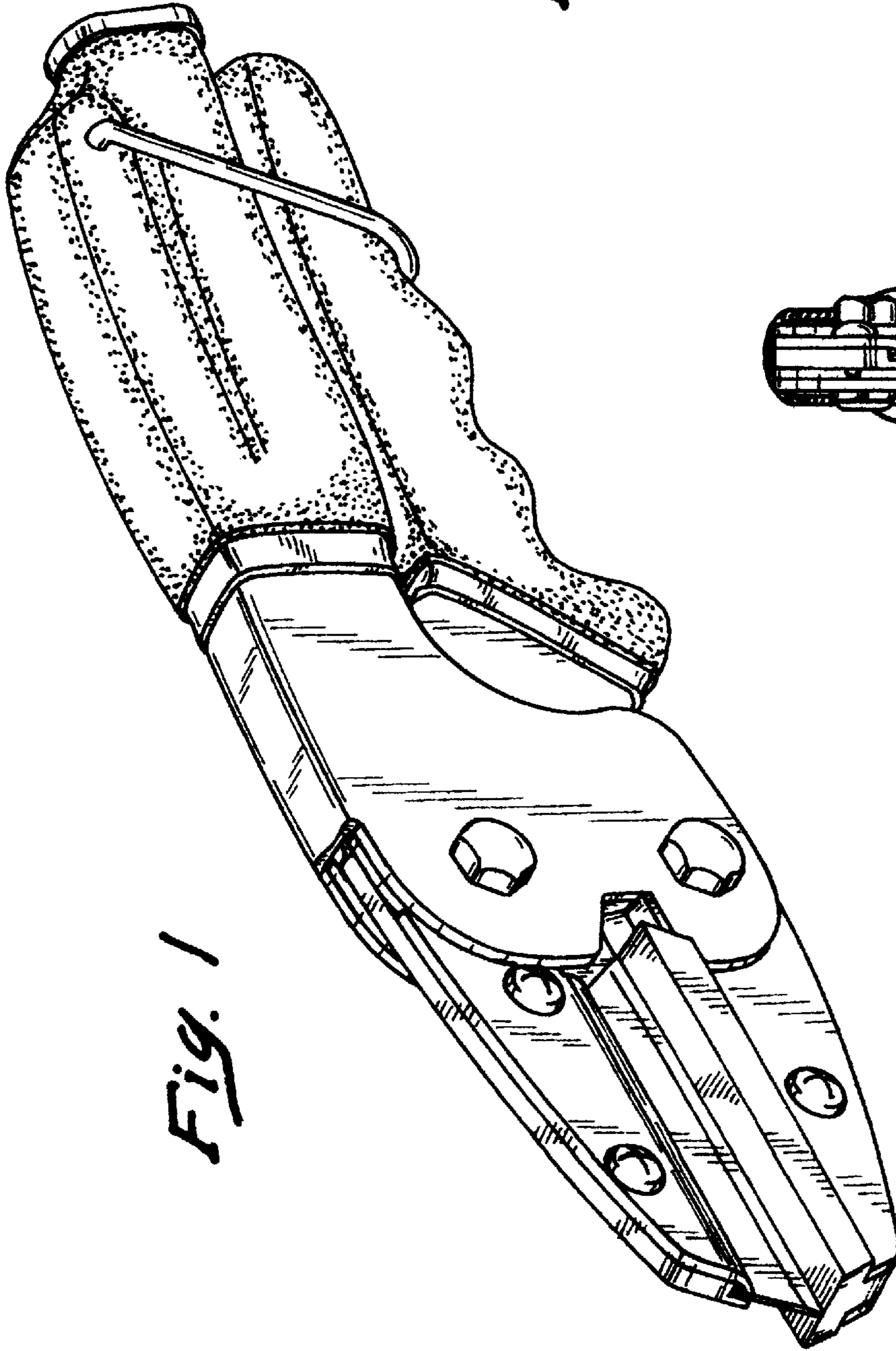


FIG. 1

FIG. 6




FIG. 4

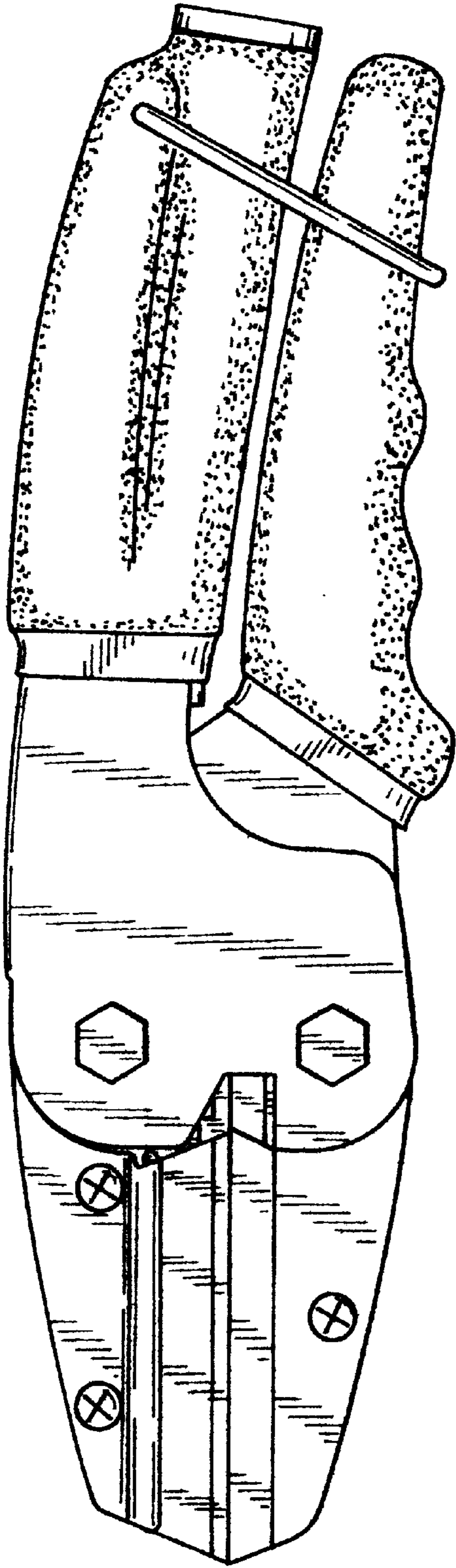


FIG. 2

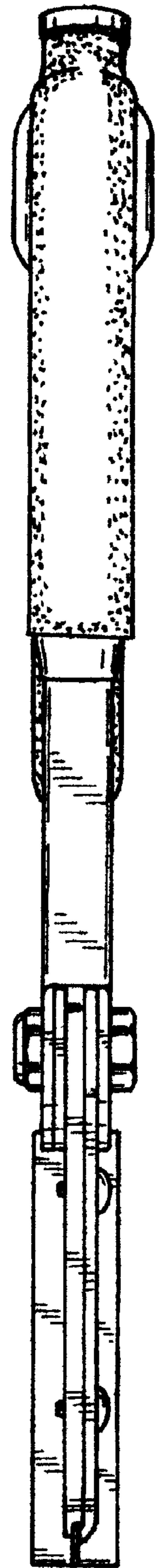


FIG. 3

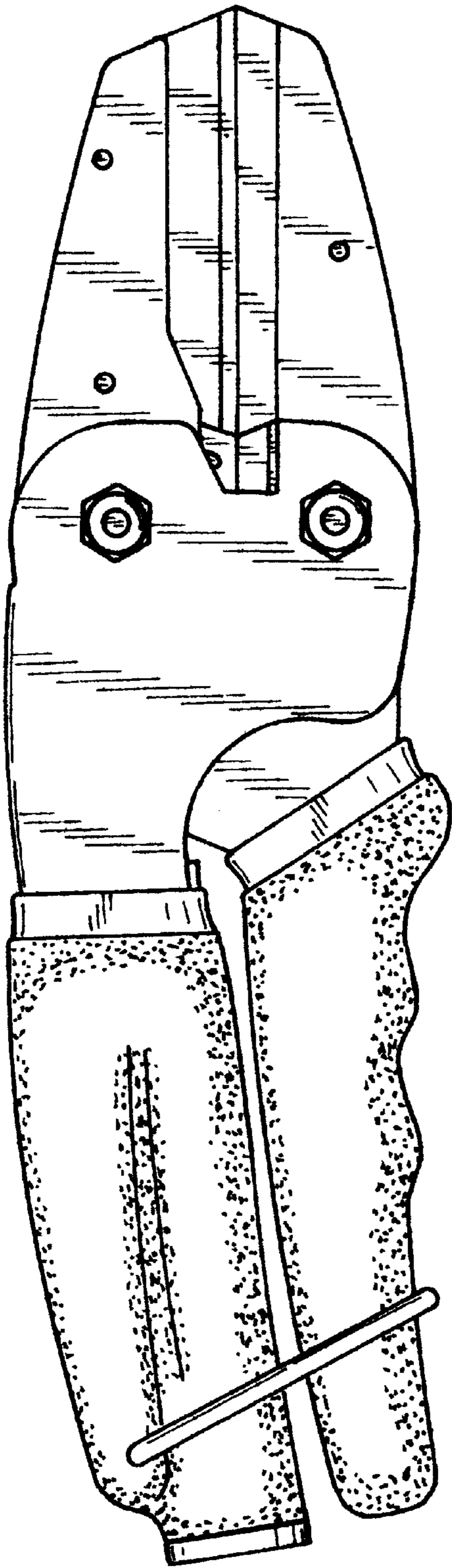


Fig. 5

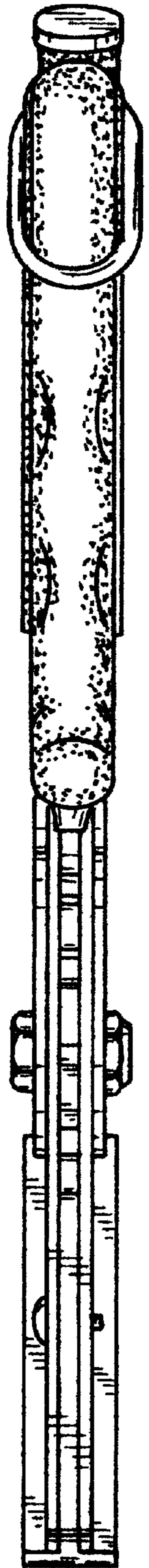


Fig. 7