



US00D422445S

United States Patent [19] Markowitz

[11] Patent Number: Des. 422,445

[45] Date of Patent: ** Apr. 11, 2000

[54] **COMPACT DISK CASE**

[75] Inventor: **Edward Markowitz**, Hackensack, N.J.

[73] Assignee: **Experience Design L.L.C.**,
Hackensack, N.J.

[**] Term: **14 Years**

[21] Appl. No.: **29/101,848**

[22] Filed: **Mar. 12, 1999**

[51] **LOC (6) Cl.** **06-04**

[52] **U.S. Cl.** **D6/632; D6/407; D6/634**

[58] **Field of Search** D3/201; D6/407,
D6/408, 626-635; D14/124; D19/26, 27,
32, 33, 74; 40/340, 360, 626, 771, 775,
307; 206/307, 308.1, 308.3, 309, 311, 312,
313, 387.13; 229/67.1, 68.1, 70-72; 283/116,
117

5,462,159 10/1995 Roth et al. 206/310
5,494,156 2/1996 Nies 206/308.1
5,906,276 5/1999 Bologna et al. 206/308.1
5,915,550 6/1999 Gartz 206/308.1

Primary Examiner—Celia Murphy
Attorney, Agent, or Firm—Kirschstein, et al.

[57] CLAIM

The ornamental design for a compact disk case, as shown and described.

DESCRIPTION

FIG. 1 is a rear elevational view of a first embodiment of a compact disk case according to my new design;
FIG. 2 is a top plan view of the FIG. 1 embodiment;
FIG. 3 is a front elevational view of the FIG. 1 embodiment;
FIG. 4 is a right side elevational view of the FIG. 1 embodiment;
FIG. 5 is a bottom plan view of the FIG. 1 embodiment;
FIG. 6 is a left side elevational view of the FIG. 1 embodiment;
FIG. 7 is an alternate embodiment of the design shown in FIG. 1, all other views being identical except that the rounded edge is opposite the hinged side; and,
FIG. 8 is a second embodiment of the design shown in FIG. 1, all other views being identical except for the additional rounded edge opposite the hinged side.

[56] References Cited

U.S. PATENT DOCUMENTS

3,951,264	4/1976	Heidecker et al.	206/308.3
4,702,369	10/1987	Philosophe	206/312
5,000,316	3/1991	Lerner	206/308.1
5,253,751	10/1993	Wipper	206/756
5,377,827	1/1995	Roth et al.	206/312
5,417,324	5/1995	Joyce et al.	206/310
5,433,319	7/1995	Tang	206/308.1

1 Claim, 3 Drawing Sheets




FIG. 1



FIG. 2

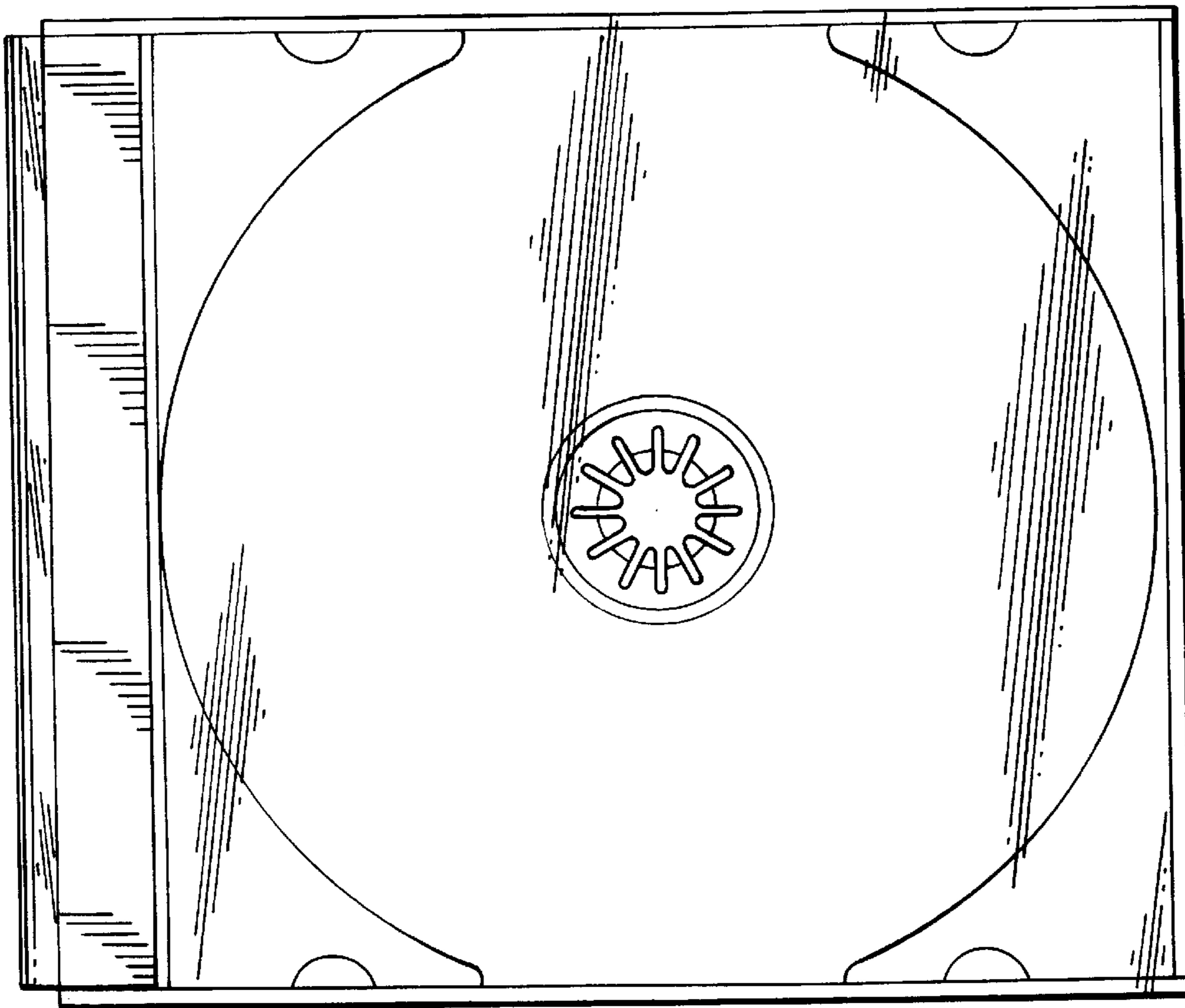


FIG. 3

FIG. 6




FIG. 5

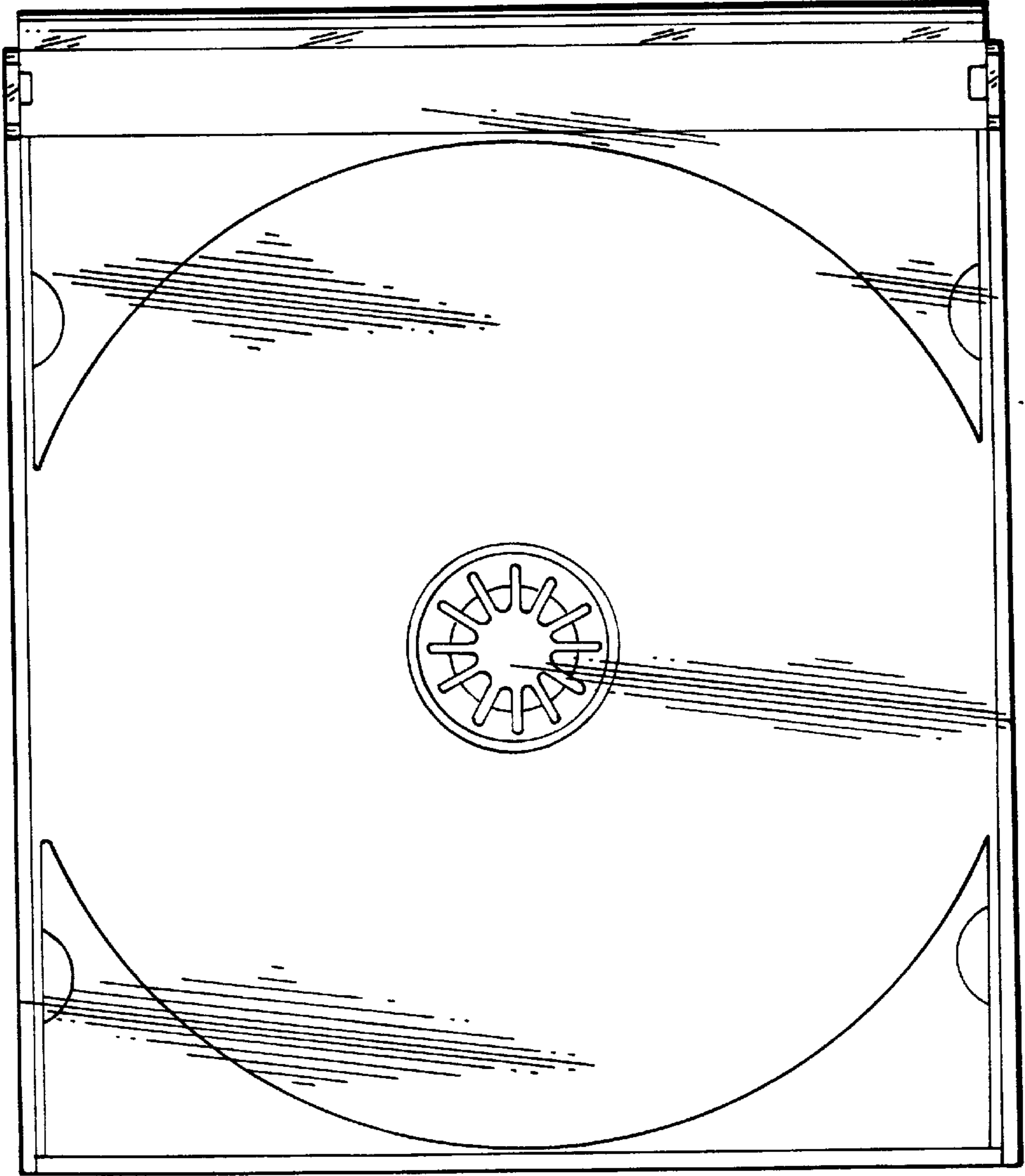


FIG. 4




FIG. 7




FIG. 8

