



US00D422426S

United States Patent [19]
Donnelly

[11] **Patent Number: Des. 422,426**

[45] **Date of Patent: ** *Apr. 11, 2000**

[54] **STACKABLE SEAT**

[75] Inventor: **Brian F. Donnelly**, Davis, Calif.

[73] Assignee: **LifeSpan Furnishings, L.L.C.**,
Emeryville, Calif.

[*] Notice: This patent is subject to a terminal disclaimer.

[**] Term: **14 Years**

[21] Appl. No.: **29/092,403**

[22] Filed: **Aug. 18, 1998**

[51] **LOC (6) Cl.** **06-01**

[52] **U.S. Cl.** **D6/379; D6/380; D6/500**

[58] **Field of Search** **D6/334, 370, 371,**
D6/372, 373, 374, 375, 376, 379, 380,
500, 501, 502; 297/445.1, 446.1

[56] **References Cited**

U.S. PATENT DOCUMENTS

D. 9,887	4/1877	Goodwin .	
D. 40,613	4/1910	Waters, Jr. .	
D. 193,506	9/1962	Smith et al.	D6/379
D. 238,222	12/1975	Eberle .	
D. 248,799	8/1978	Adams .	
D. 249,206	9/1978	Gill	D6/374
D. 270,976	10/1983	Rowland	D6/379
D. 278,393	4/1985	Platner	D6/374
D. 289,347	4/1987	Halme .	
D. 294,782	3/1988	Balderi .	
D. 326,373	5/1992	Hess	D6/379
D. 342,620	12/1993	Tseng .	
D. 351,292	10/1994	Miller	D6/379
D. 366,773	2/1996	Yurk .	
D. 366,775	2/1996	Kane .	
D. 378,965	4/1997	Yurk .	
D. 380,101	6/1997	Feldberg	D6/379
D. 396,961	8/1998	Donnelly	D6/334
D. 403,522	1/1999	Wilson	D6/379
1,170,669	2/1916	Ridgley .	
1,351,995	9/1920	Cornish .	
2,670,787	3/1954	Vandas et al. .	
2,834,404	5/1958	Groome .	
3,077,364	2/1963	Eppink .	

3,144,272	8/1964	Yadven .
3,336,077	8/1967	Radke et al. .
3,635,521	1/1972	Shivvers .
3,638,997	2/1972	Shapiro et al. .
3,847,433	11/1974	Acton et al. .
4,249,774	2/1981	Andreasson .
4,555,139	11/1985	Leib .
4,688,851	8/1987	Whiteford .
4,690,459	9/1987	Ullman .
4,778,217	10/1988	Lane .
4,852,944	8/1989	Hartmann .
5,292,177	3/1994	Balderi et al. .
5,306,072	4/1994	Caldwell .
5,309,583	5/1994	White et al. .
5,342,111	8/1994	Charles .
5,375,911	12/1994	Morrow .

FOREIGN PATENT DOCUMENTS

1115421 10/1961 Germany .

OTHER PUBLICATIONS

Product Brochure, "Patient Chairs," Thonet Corp., Undated.
Product Brochure, "11905 Chair Chrome," Carson's, 1983.

Primary Examiner—Gary D. Watson

[57] **CLAIM**

The ornamental design for a stackable seat, as shown and described.

DESCRIPTION

FIG. 1 is a perspective view as seen from the front and upper right of a stackable seat showing my new design;

FIG. 2 is a front elevational view thereof;


FIG. 3 is a left side elevational view thereof, the right side is symmetrical;

FIG. 4 is a top plan view thereof; and,

FIG. 5 is a rear elevational view thereof.

The broken line illustration in the drawing disclosure of the seat member is for illustrative purposes of environment and forms no part of the claimed design.

1 Claim, 4 Drawing Sheets






FIG. 1

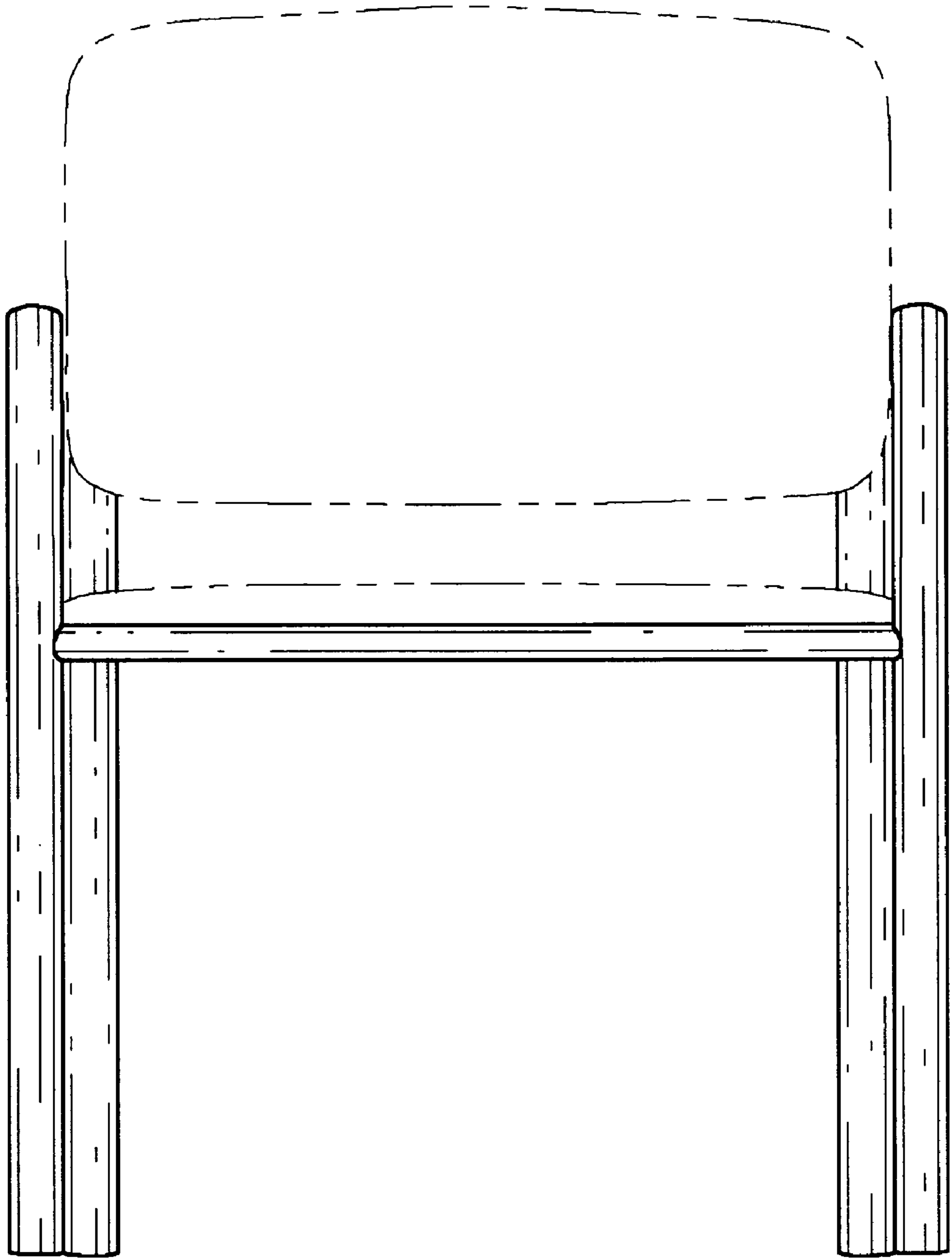


FIG. 2

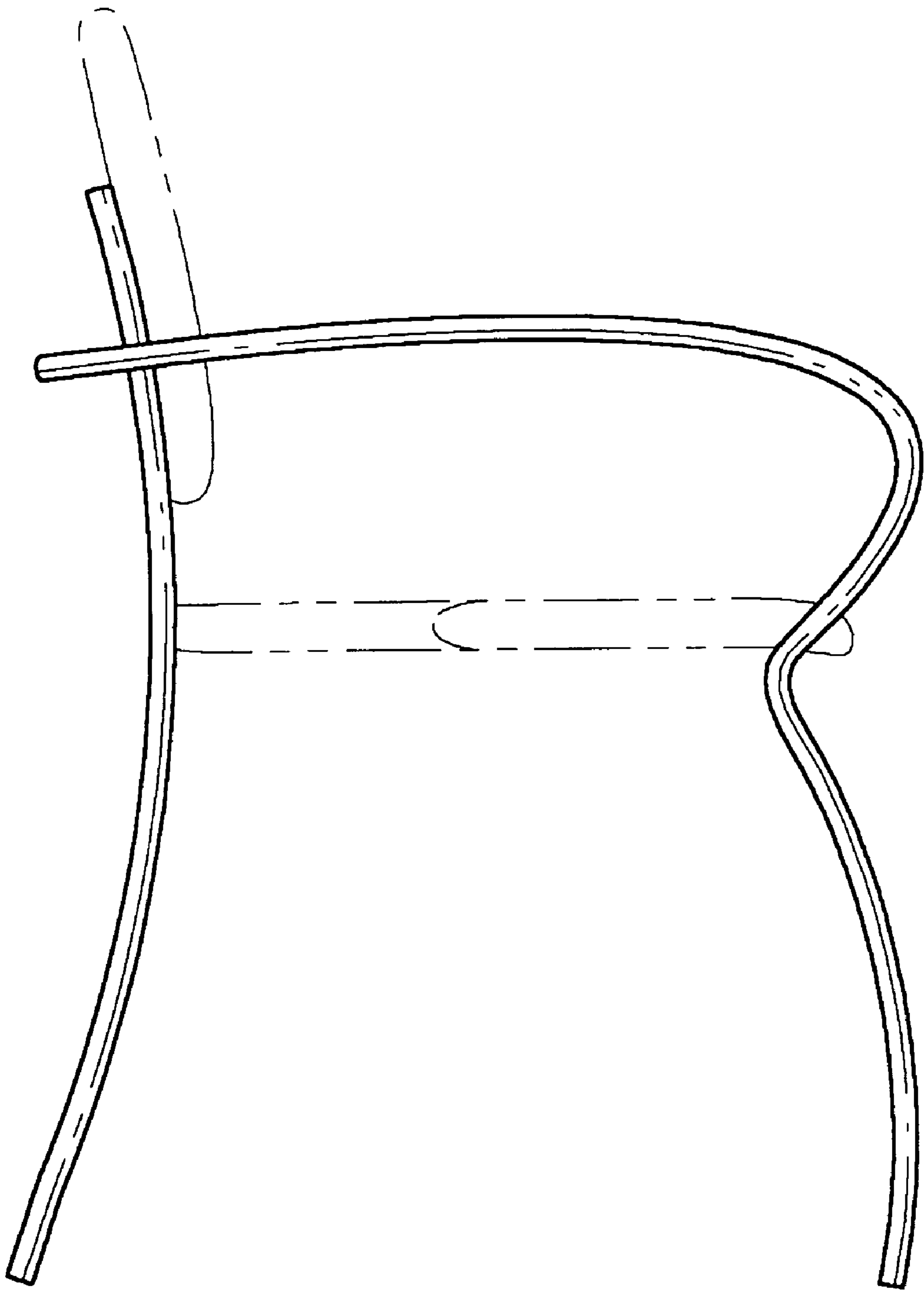


FIG. 3

FIG. 4

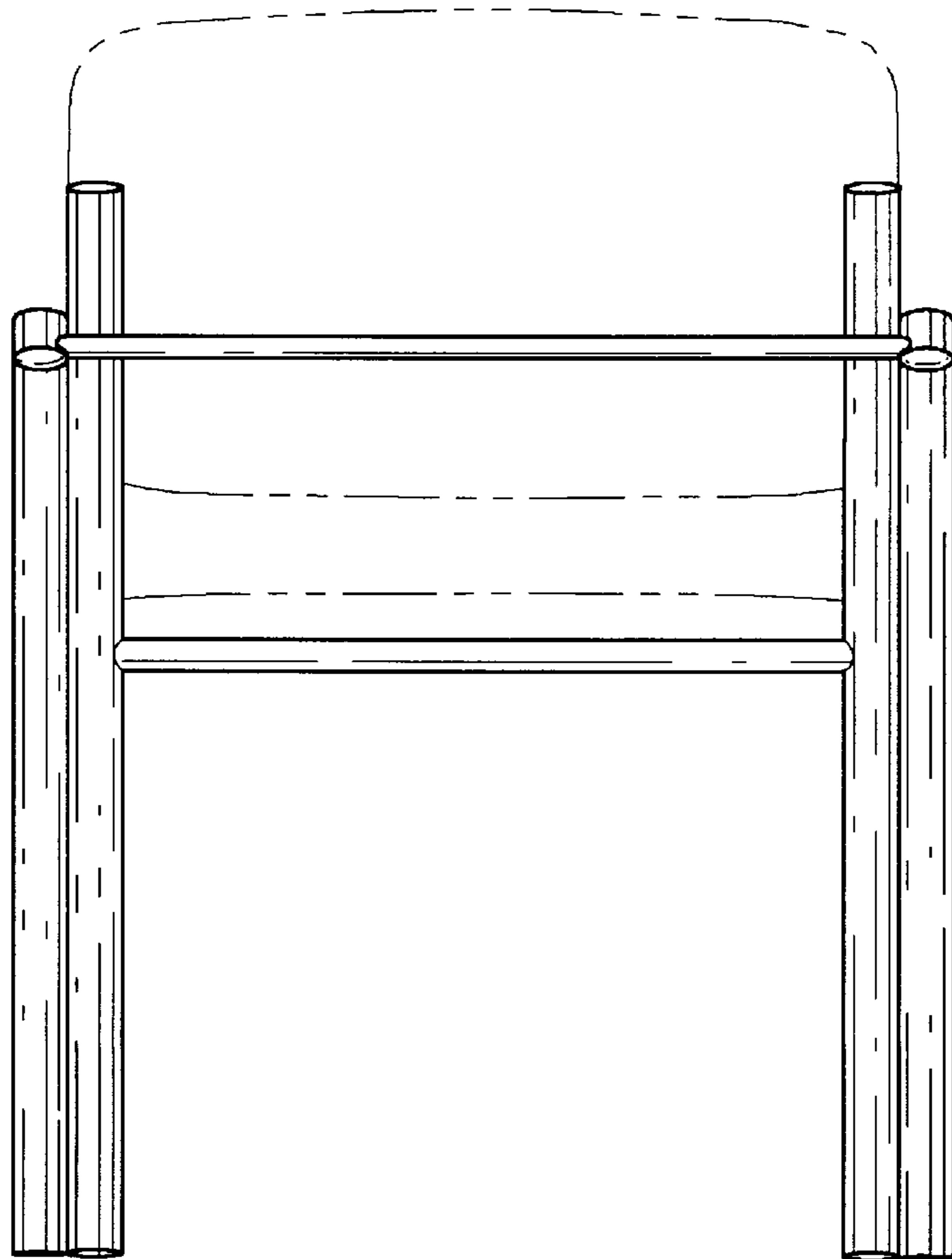
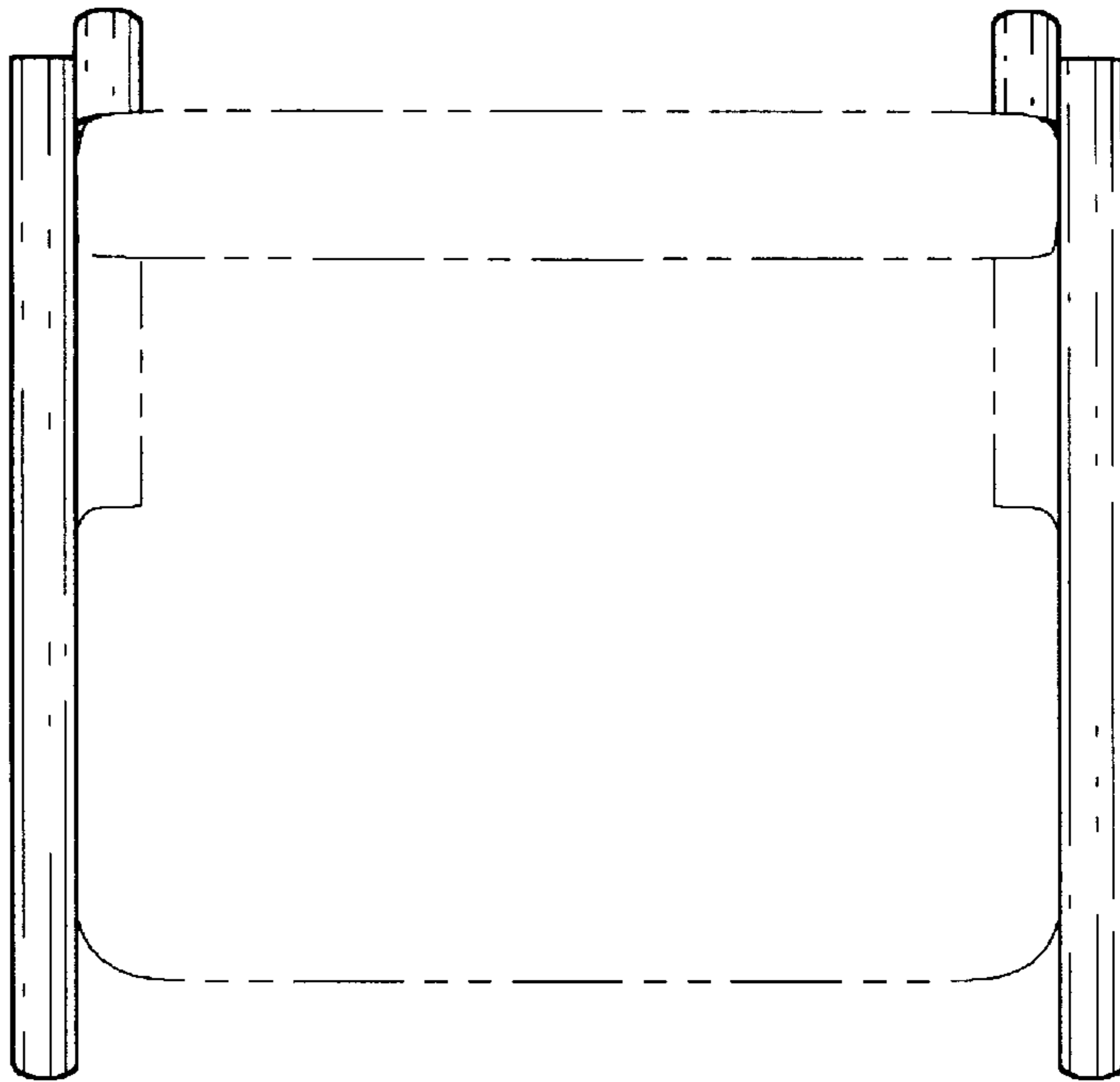


FIG. 5