



US00D422421S

United States Patent [19] Hoagland, IV

[11] **Patent Number: Des. 422,421**
[45] **Date of Patent: ** Apr. 11, 2000**

[54] **MOTORCYCLE SEAT**

[76] **Inventor: Calvin C. Hoagland, IV**, 6 Widewater Rd., Hilton Head Island, S.C. 29926-2021

[**] **Term: 14 Years**

[21] **Appl. No.: 29/079,711**

[22] **Filed: Nov. 21, 1997**

Related U.S. Application Data

[62] Division of application No. 29/058,301, Jul. 11, 1996, Pat. No. Des. 390,507.

[51] **LOC (6) Cl. 06-01**

[52] **U.S. Cl. D6/354**

[58] **Field of Search D6/354; D12/110, D12/114; 297/195.1**

[56] References Cited

U.S. PATENT DOCUMENTS

D. 51,851	11/1918	Bloom	D9/439
D. 58,630	8/1921	Ruckman	D12/197
D. 104,786	7/1937	Lumiere	D12/83
D. 149,122	10/1948	Goodwin	D12/194
D. 178,648	9/1956	Collura	D12/189
D. 190,025	4/1961	Stortz	D12/189
D. 192,852	5/1962	Walker	D12/189
D. 246,038	10/1977	Moller	D12/194
D. 250,152	11/1978	Blockson	D6/354
D. 250,467	12/1978	O'Banion	D12/197
D. 258,854	4/1981	Berg	D6/354
D. 266,167	9/1982	Lindbrandt	D75/5
D. 266,833	11/1982	Wharton	D12/83
D. 273,373	4/1984	Levine et al.	D12/83

D. 273,825	5/1984	Persons	D6/354
D. 281,932	12/1985	Schneider	D6/354
D. 292,454	10/1987	Rykken	D6/354
D. 301,409	6/1989	Beakett	D6/354
D. 332,838	1/1993	Lu	D26/34
D. 340,513	10/1993	Stahel, II et al.	D12/114
D. 348,645	7/1994	Hitchcock et al.	D12/197
D. 353,357	12/1994	Weinberg et al.	D12/197
D. 354,460	1/1995	Davidson et al.	D12/126
D. 363,259	10/1995	Davidson et al.	D12/126
D. 375,425	11/1996	Gale	D6/354
618,634	1/1899	Young et al.	296/21
3,021,757	2/1962	Ellis, Jr.	359/508
3,754,787	8/1973	Garber	297/195.1

OTHER PUBLICATIONS

Drag Specialties Catalog, 1995, p. 160, the two wheet thunder aluminum performance air cleaners.

Primary Examiner—Melody N. Brown
Attorney, Agent, or Firm—Jacobson, Price, Holman & Stern, PLLC

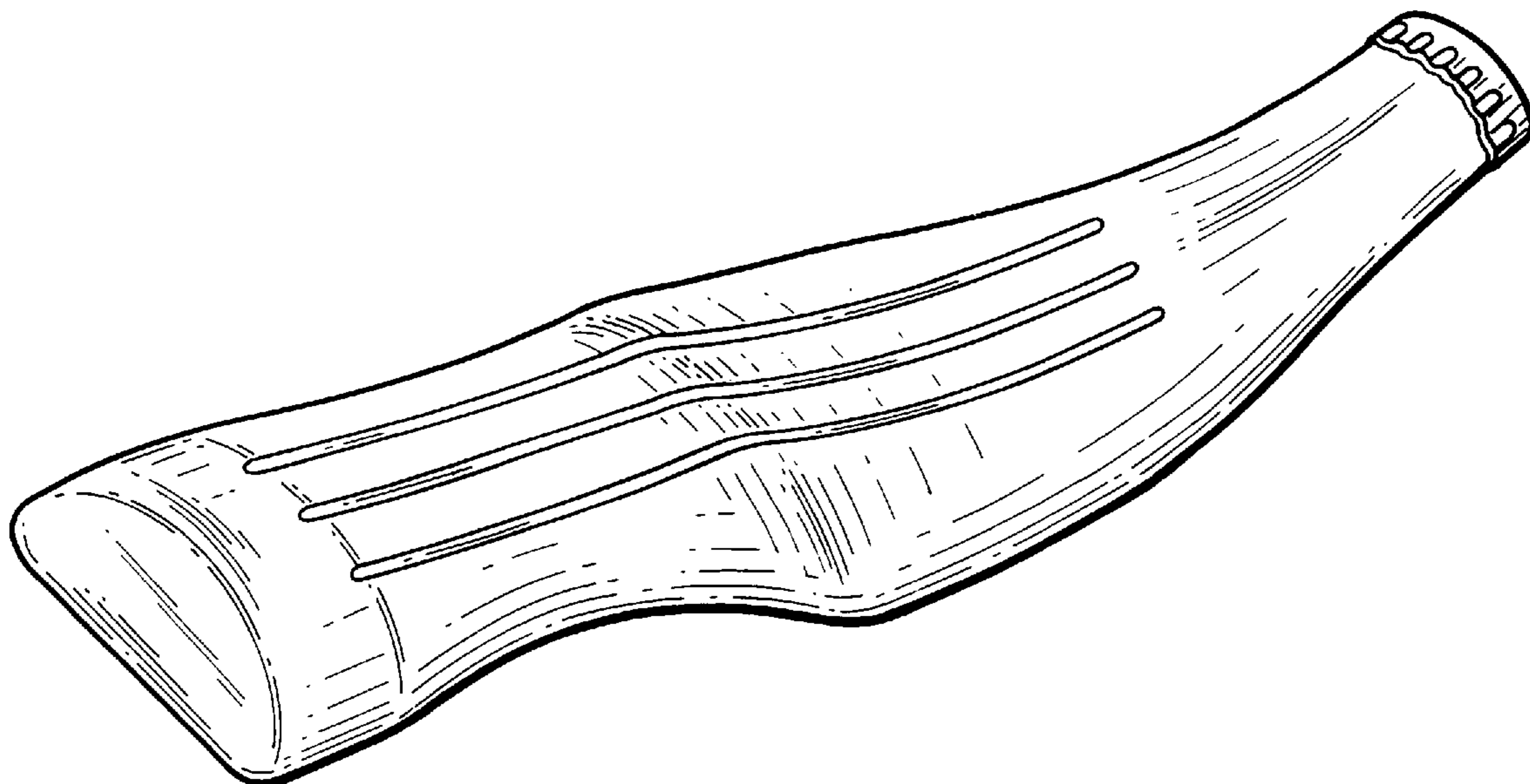
[57] CLAIM

The ornamental design for a motorcycle seat, as shown and described.

DESCRIPTION

FIG. 1 is a top perspective view showing my new design for a motorcycle seat,
FIG. 2 is a top plan view thereof,
FIG. 3 is a side elevational view thereof, the opposite side being a mirror image therof,
FIG. 4 is a front view thereof; and,
FIG. 5 is a rear view thereof.

1 Claim, 2 Drawing Sheets



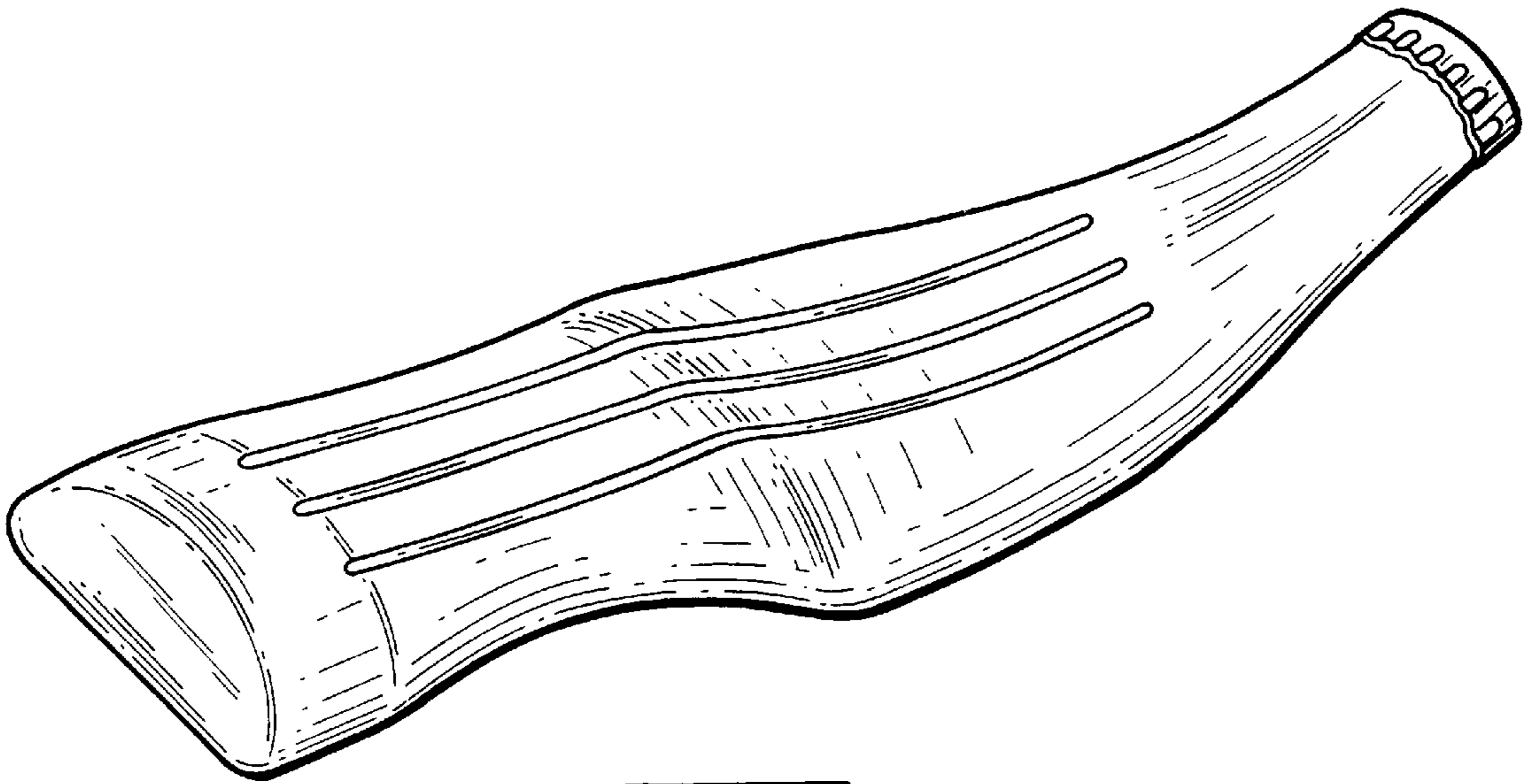


FIG. 1

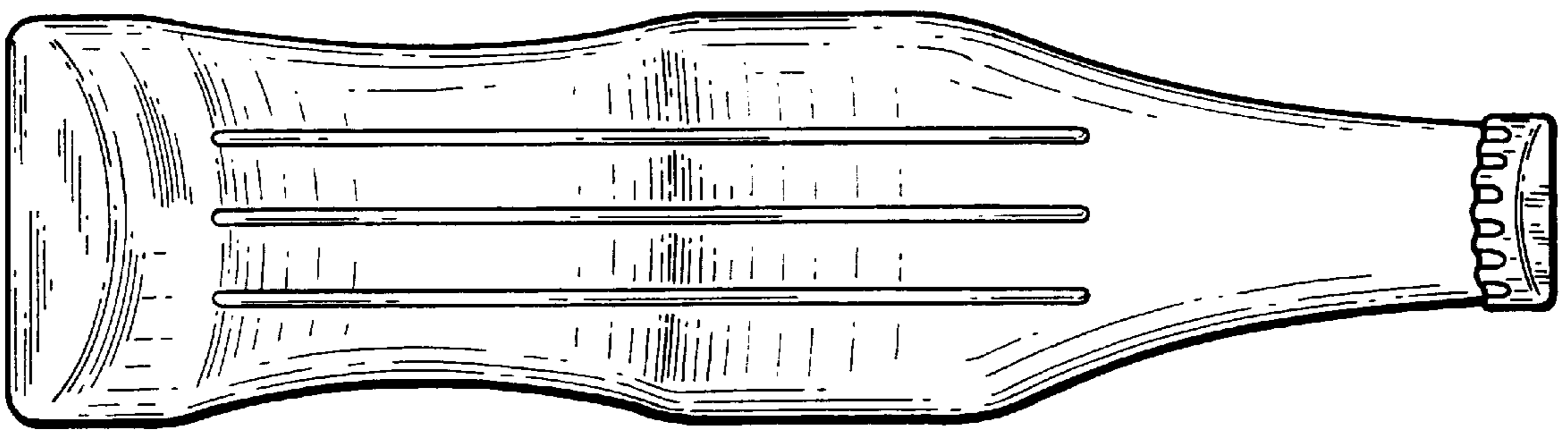


FIG. 2

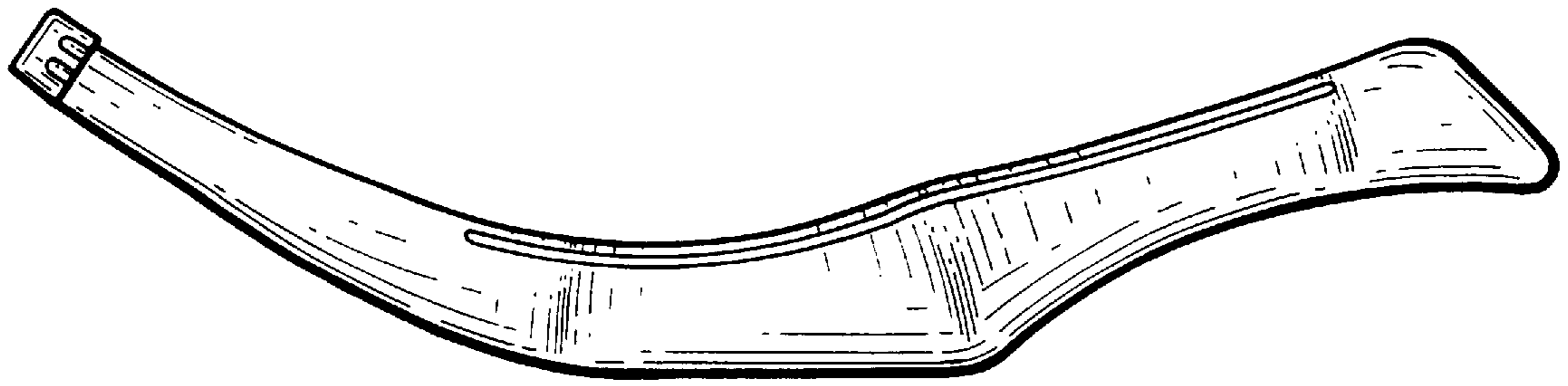


FIG. 3



FIG. 4




FIG. 5