



US00D422410S

# United States Patent [19] Bischoff

[11] Patent Number: **Des. 422,410**

[45] Date of Patent: **\*\* Apr. 11, 2000**

[54] CASE  
[75] Inventor: **Klaus Bischoff**, Evessen, Germany  
[73] Assignee: **Volkswagen AG**, Wolfsburg, Germany  
[\*\*] Term: **14 Years**

D. 329,330 9/1992 Pardo ..... D3/900  
1,646,730 10/1927 Goerk ..... 190/901  
1,958,003 5/1934 Heyman ..... 190/901  
3,454,068 7/1969 Goldstein et al. .... 190/901  
5,127,500 7/1992 Mitchell ..... 190/115

[21] Appl. No.: **29/097,697**  
[22] Filed: **Dec. 11, 1998**

*Primary Examiner*—Philip S. Hyder  
*Attorney, Agent, or Firm*—Cohen, Pontani, Lieberman & Pavane

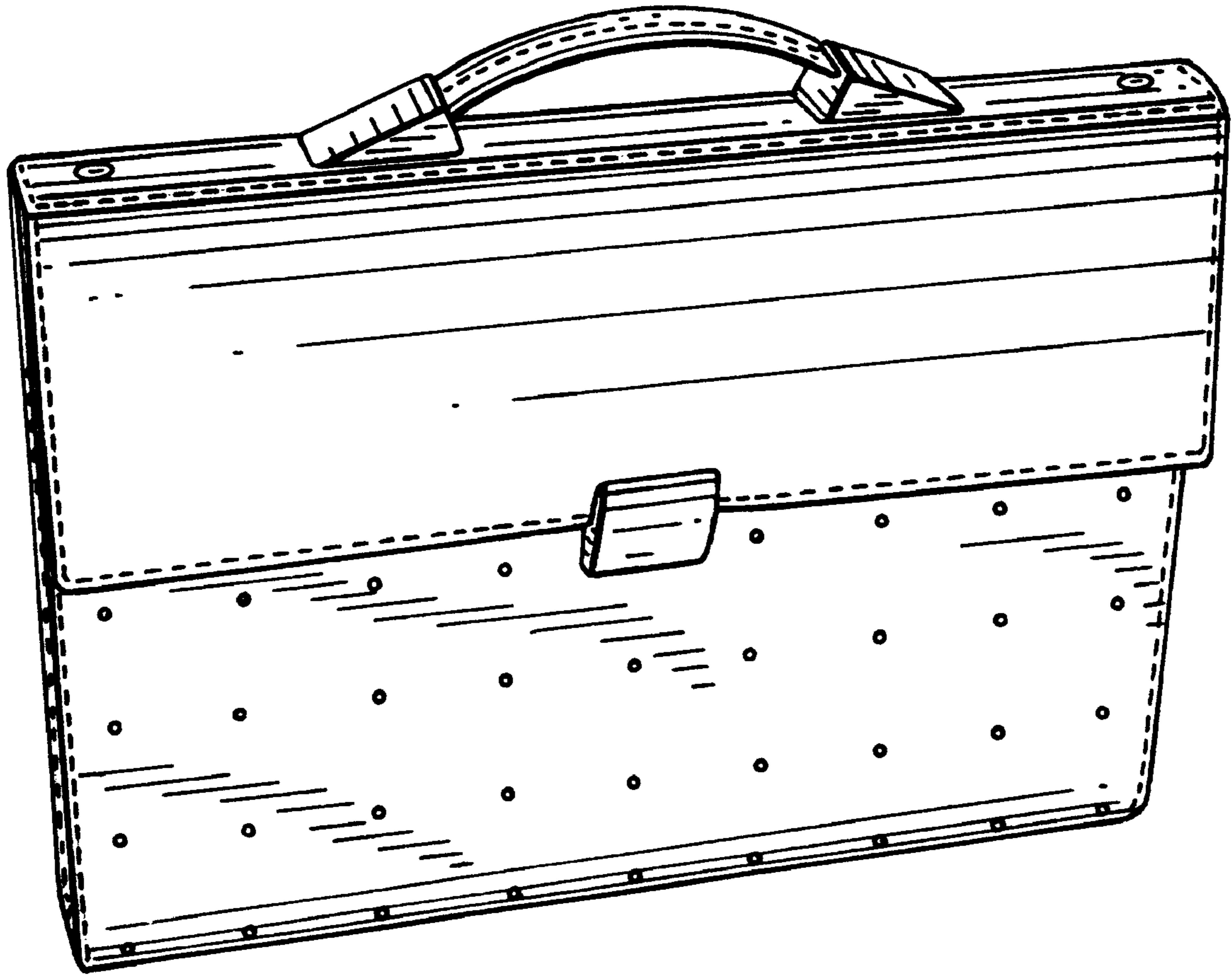
[51] LOC (6) Cl. .... **03-01**  
[52] U.S. Cl. .... **D3/290; D3/900; D3/276**  
[58] Field of Search ..... D3/273, 274, 276,  
D3/285, 286, 287, 289, 290; 190/100, 110,  
112, 111, 113, 114, 115, 900, 901

[57] **CLAIM**  
The ornamental design for a case, as shown.

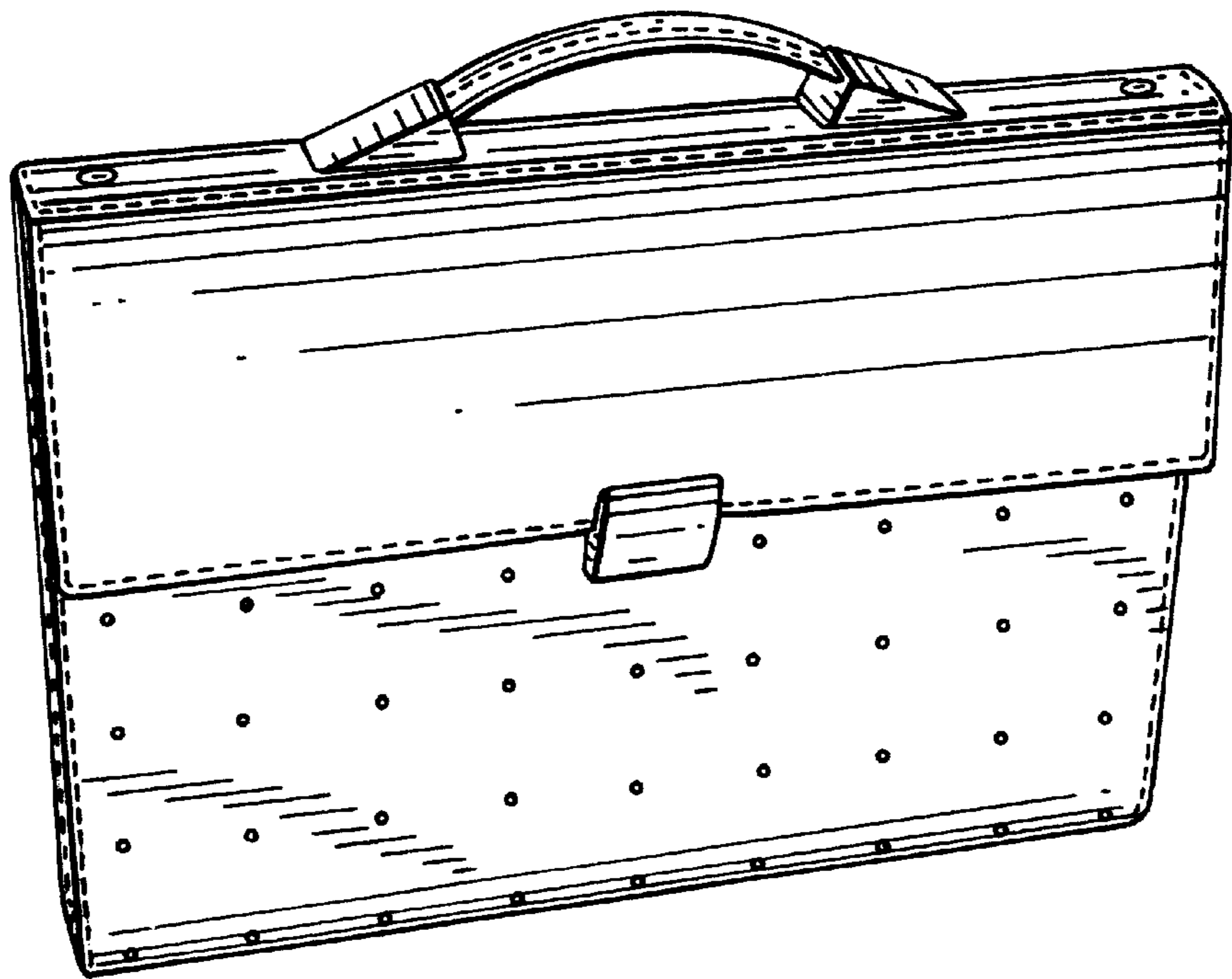
[56] **References Cited**  
U.S. PATENT DOCUMENTS  
D. 277,619 2/1985 Bomes et al. .... D3/900  
D. 278,857 5/1985 Katz et al. .... D3/900  
D. 278,860 5/1985 Katz et al. .... D3/289  
D. 284,136 6/1986 Katz et al. .... D3/900  
D. 287,428 12/1986 Knoepke ..... D3/900

**DESCRIPTION**  
FIG. 1 is a front perspective view of the case of the present invention;  
FIG. 2 is a front elevational view thereof;  
FIG. 3 is a rear elevational view thereof;  
FIG. 4 is a right side view thereof;  
FIG. 5 is a left side view thereof;  
FIG. 6 is a top view thereof; and,  
FIG. 7 is a bottom view thereof.

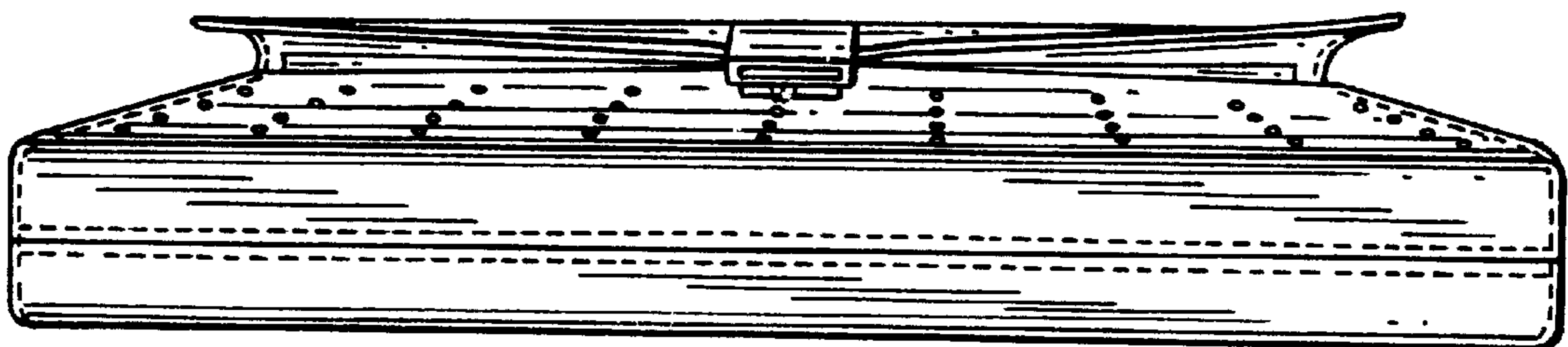
**1 Claim, 3 Drawing Sheets**



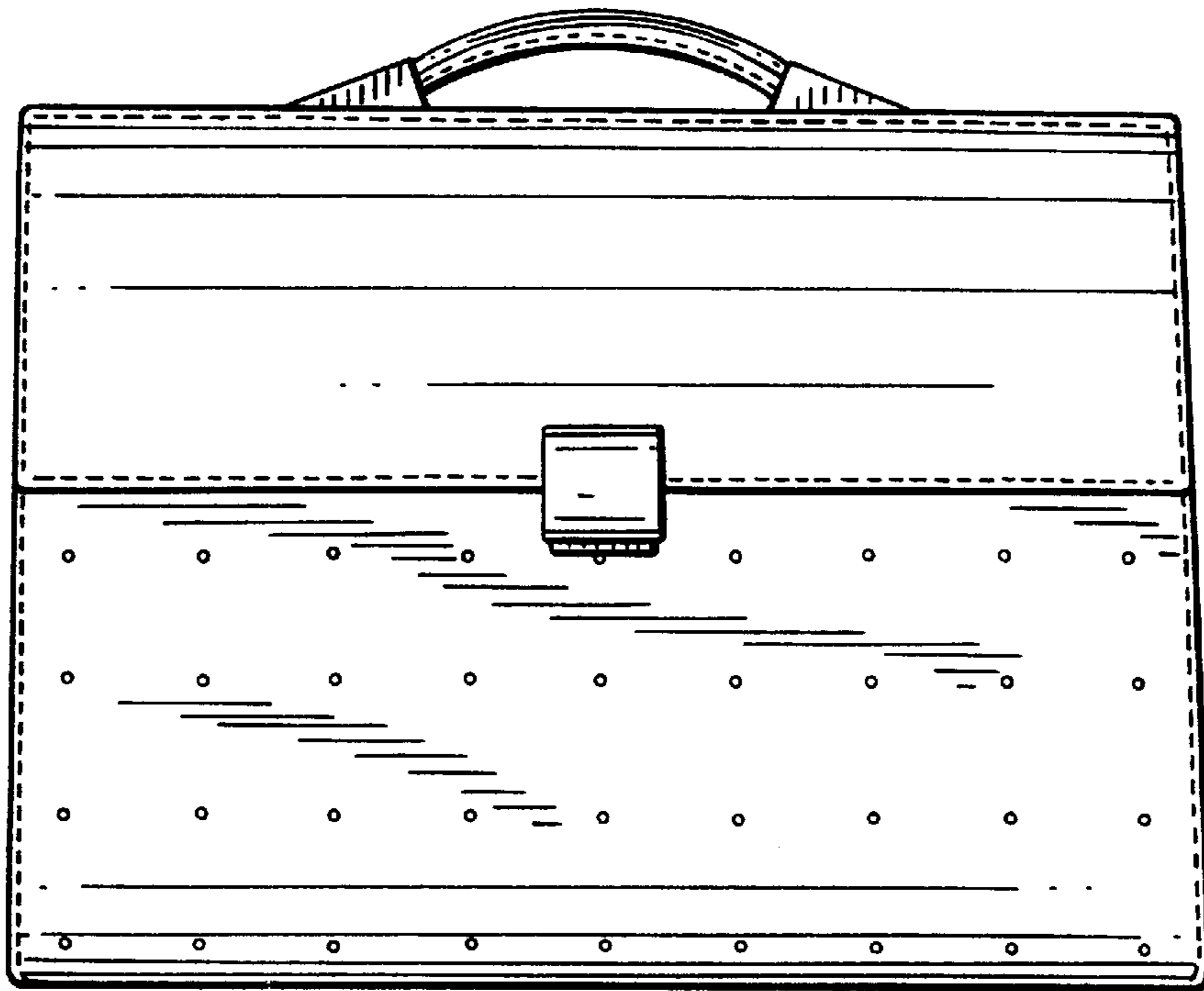
*FIG. 1*




*FIG. 7*



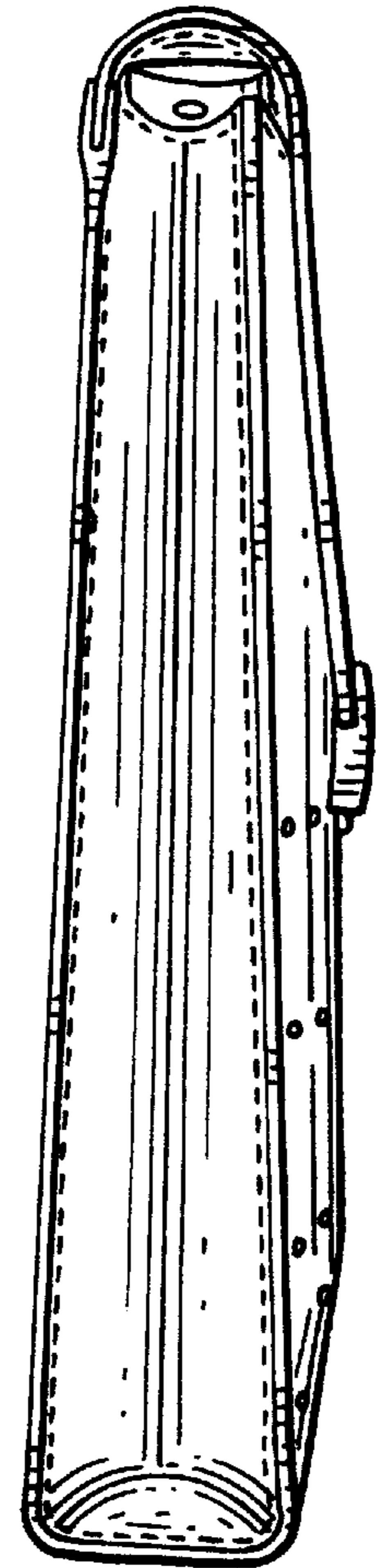
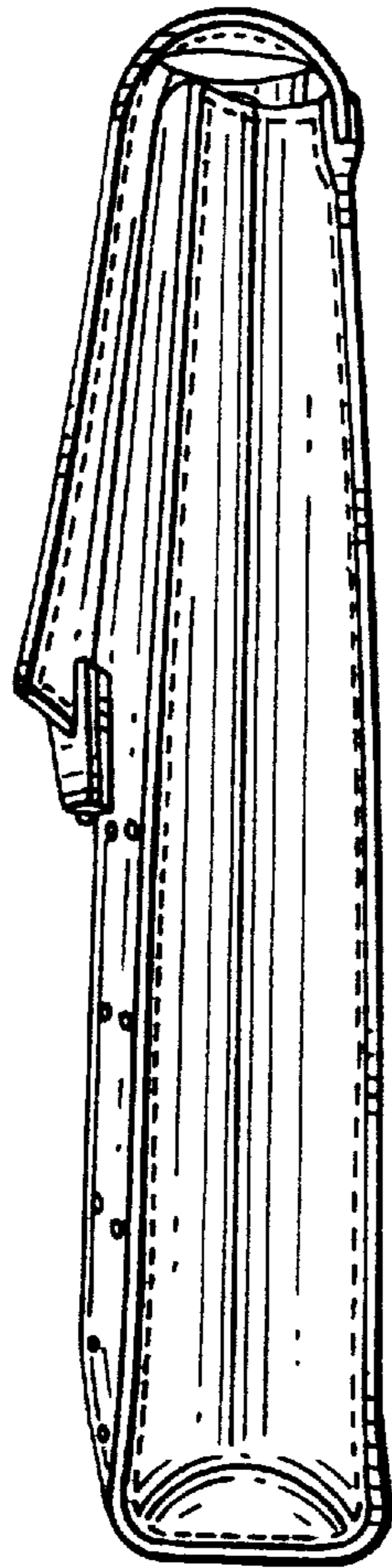
*FIG. 2*




*FIG. 3*



*FIG. 4*



*FIG. 5*



*FIG. 6*