



US00D422409S

# United States Patent [19]

[11] **Patent Number: Des. 422,409**

**Klenner et al.**

[45] **Date of Patent: \*\* Apr. 11, 2000**

[54] **LUGGAGE CASE**

[75] Inventors: **Jason Klenner; Nicholas Mival; Philip Haith**, all of London, United Kingdom

[73] Assignee: **Carlton International Plc.**, Middlesex, United Kingdom

[\*\*] Term: **14 Years**

[21] Appl. No.: **29/107,396**

[22] Filed: **Jul. 2, 1999**

### [30] Foreign Application Priority Data

Jan. 5, 1999 [GB] United Kingdom ..... 2080166

[51] **LOC (6) Cl.** ..... **03-01**

[52] **U.S. Cl.** ..... **D3/279; D3/276**

[58] **Field of Search** ..... **D3/272, 273, 276, D3/279; 190/18 A, 100, 111, 112, 113, 115, 117**

### [56] References Cited

#### U.S. PATENT DOCUMENTS

- D. 360,756 8/1995 King ..... D3/276
- D. 375,199 11/1996 Stokes et al. .... D3/279
- D. 383,603 9/1997 Pedlar ..... D3/279
- D. 383,905 9/1997 Stokes et al. .... D3/279
- 5,588,569 12/1996 Mitomi et al. .... 190/110

- 5,706,921 1/1998 Wang ..... 190/115
- 5,813,503 9/1998 Chang ..... 190/18 A
- 5,921,635 7/1999 Deliman et al. .... 190/18 A
- 5,943,936 8/1999 Deliman et al. .... 190/18 A

*Primary Examiner*—Philip S. Hyder  
*Attorney, Agent, or Firm*—Abelman, Frayne & Schwab

### [57] CLAIM

We claim the ornamental design for a luggage case, as shown and described.

### DESCRIPTION

FIG. 1 is a front view of our invention;  
 FIG. 2 is a rear view thereof;  
 FIG. 3 is a left side view thereof;  
 FIG. 4 is a right side view thereof;  
 FIG. 5 is a bottom view thereof;  
 FIG. 6 is a top view thereof;  
 FIG. 7 is a rear perspective view thereof, from the left side, corresponding to FIGS. 1–6 but showing the side lifting handle in its retracted position;  
 FIG. 8 is a perspective corresponding to FIG. 7 but showing the pull handle pivoted upwardly;  
 FIG. 9 is a perspective corresponding to the condition of FIG. 8, but from the rear and right side; and,  
 FIG. 10 is a perspective corresponding to the condition of FIGS. 8 and 9, but from the front and right side.

**1 Claim, 4 Drawing Sheets**




FIG. 1

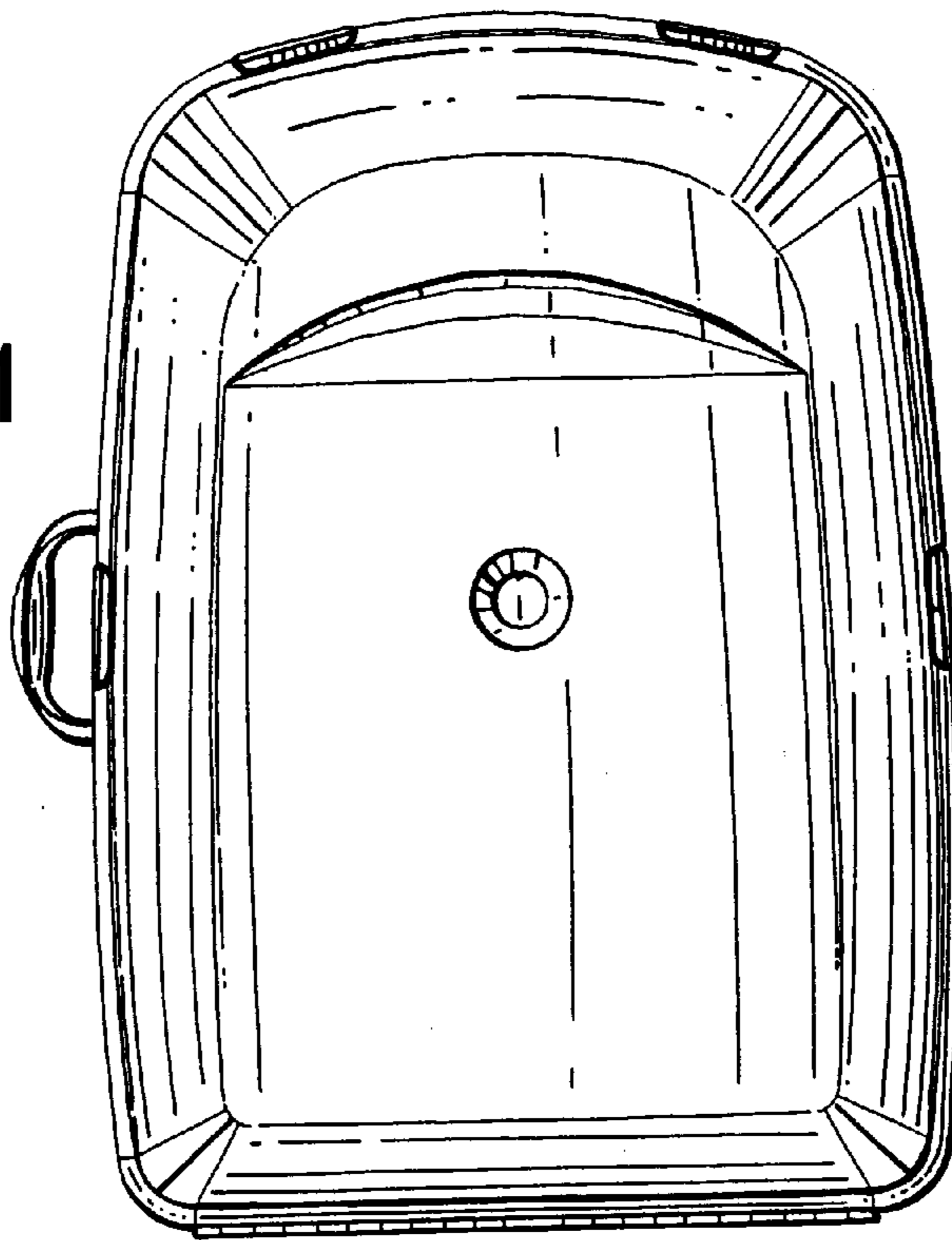


FIG. 2

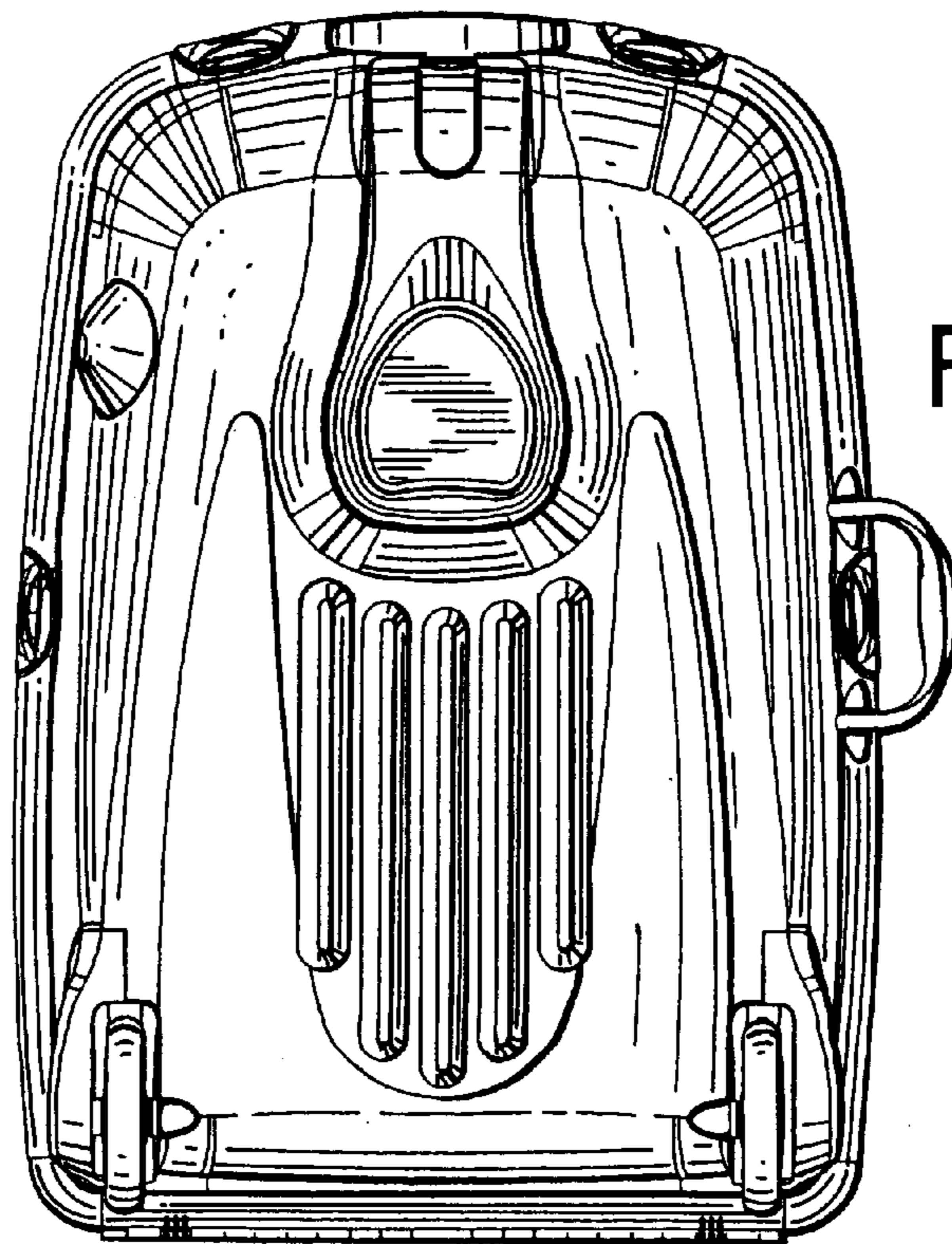


FIG. 3

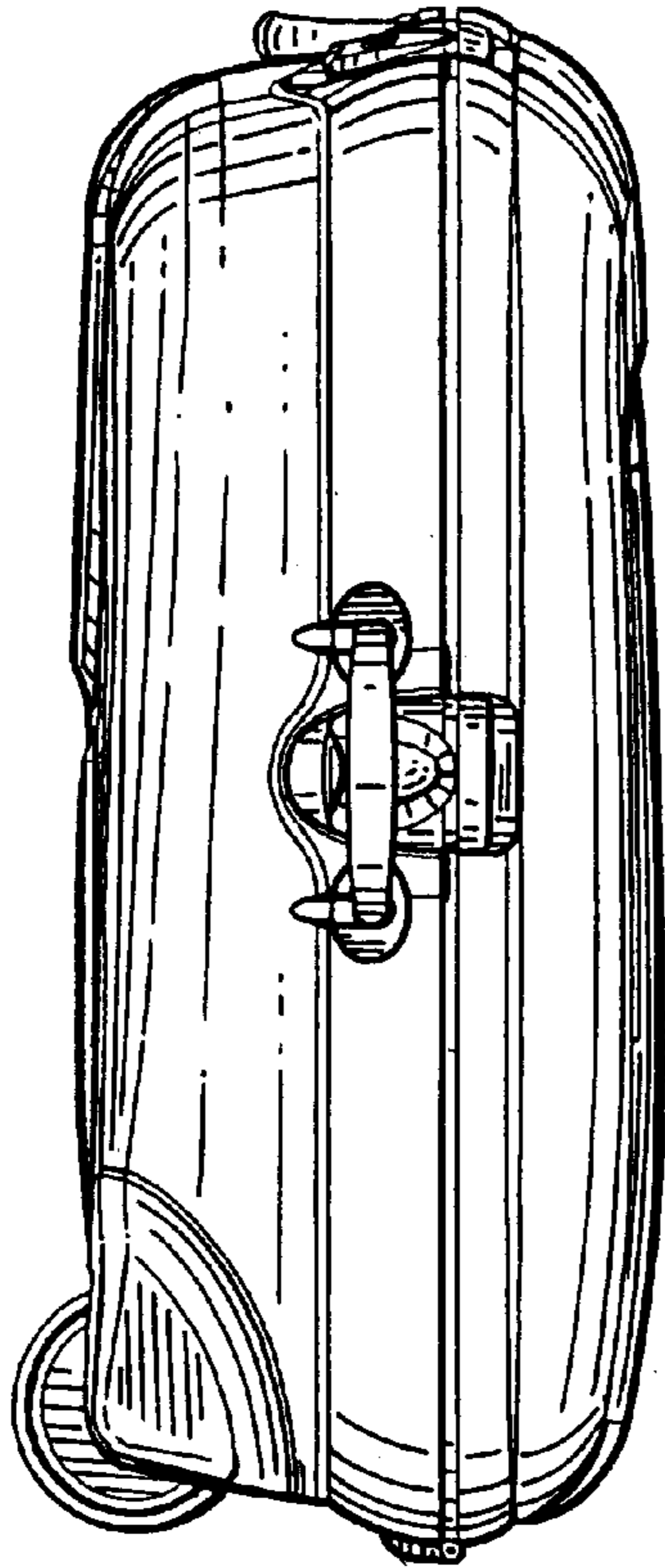


FIG. 4




FIG. 5

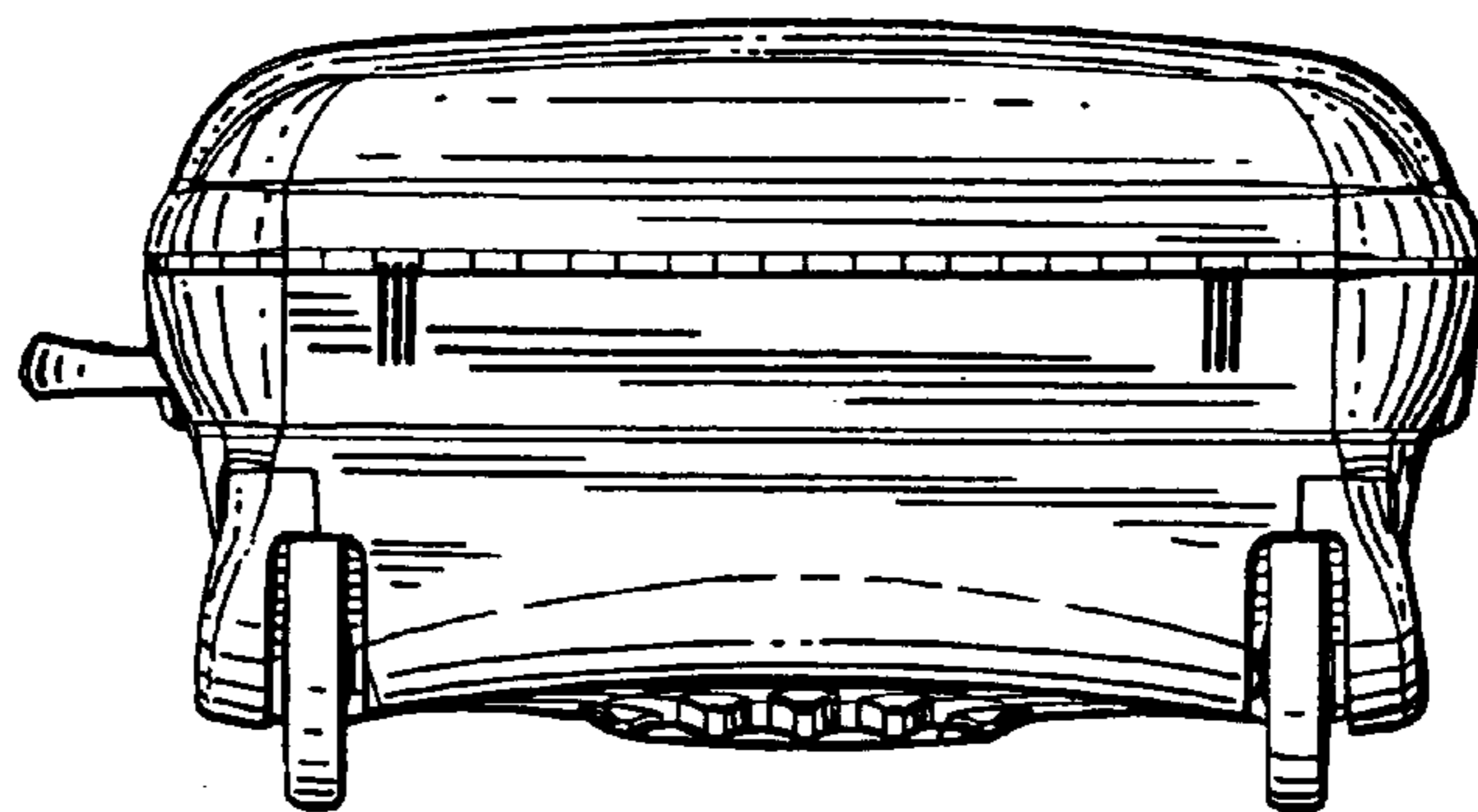


FIG. 6




FIG. 7






FIG. 8




FIG. 9

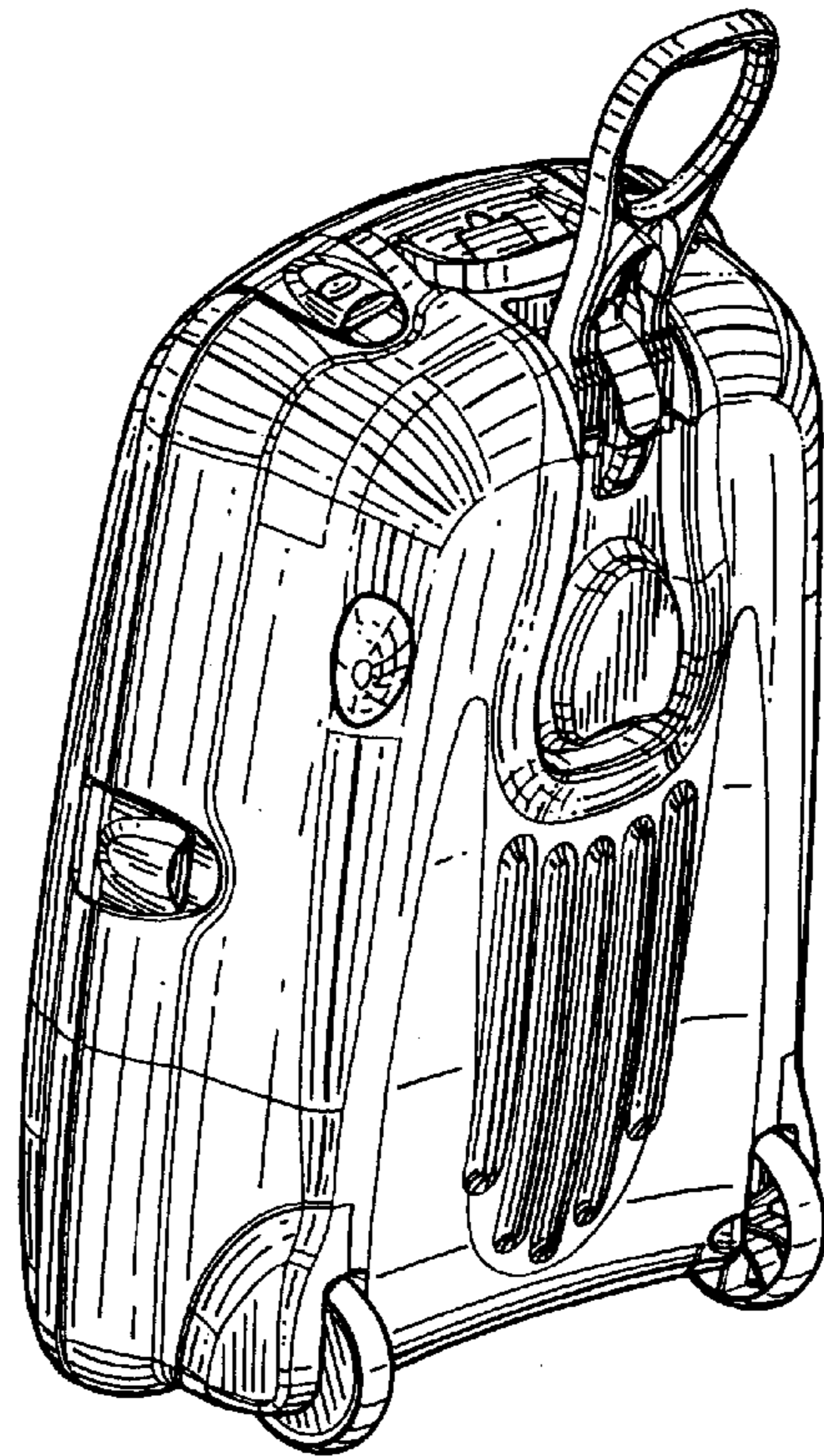


FIG. 10

