



US00D422405S

United States Patent [19] du Sartel

[11] **Patent Number: Des. 422,405**

[45] **Date of Patent: ** Apr. 11, 2000**

[54] **HANDBAG**

[75] Inventor: **Vincent du Sartel**, Paris, France

[73] Assignee: **Louis Vuitton Malletier, S.A.**, Paris, France

[**] Term: **14 Years**

[21] Appl. No.: **29/100,877**

[22] Filed: **Feb. 19, 1999**

[30] Foreign Application Priority Data

Aug. 21, 1998 [XH] Hague Agreement DM/044929

[51] **LOC (6) Cl.** **03-01**

[52] **U.S. Cl.** **D3/243; D3/232; D3/245; D3/246**

[58] **Field of Search** **D3/232, 233, 243, D3/245, 246; 150/108, 110, 118; 383/13, 18, 86, 907**

[56] References Cited

U.S. PATENT DOCUMENTS

233,703 10/1880 Scheuer 150/118

D. 395,751	7/1990	Dominique	D3/232 X
1,211,853	1/1917	Huggins	383/907
1,640,522	8/1927	White et al.	150/108
1,906,645	5/1933	Slomka	383/907
2,338,279	1/1944	Blake	383/18
3,955,728	5/1976	Jackson et al.	150/108
4,068,786	1/1978	Taniguchi	150/108

Primary Examiner—Stella Reid
Assistant Examiner—Monica A. Weingart
Attorney, Agent, or Firm—Finnegan, Henderson, Farabow, Garrett & Dunner, L.L.P.


[57] CLAIM

The ornamental design of a handbag, as shown and described.

DESCRIPTION

FIG. 1 is a left side perspective view of the new design; FIG. 2 is the front view of the design of FIG. 1; FIG. 3 is the top view; FIG. 4 is the rear view thereof; FIG. 5 is the bottom view; and, FIG. 6 is an end view thereof, with the opposite end view being a mirror image thereof.

1 Claim, 4 Drawing Sheets



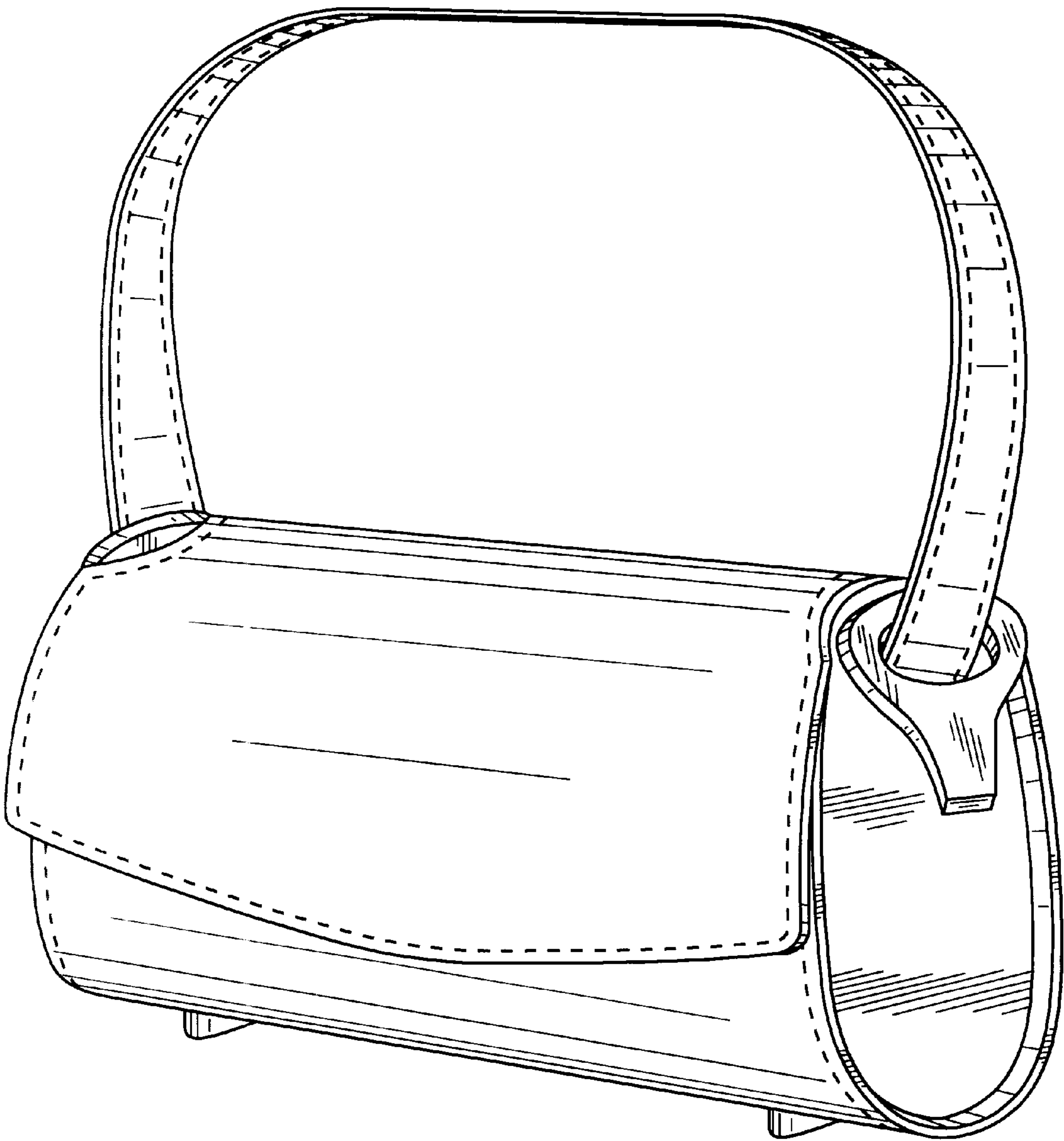


FIG. 1




FIG. 2

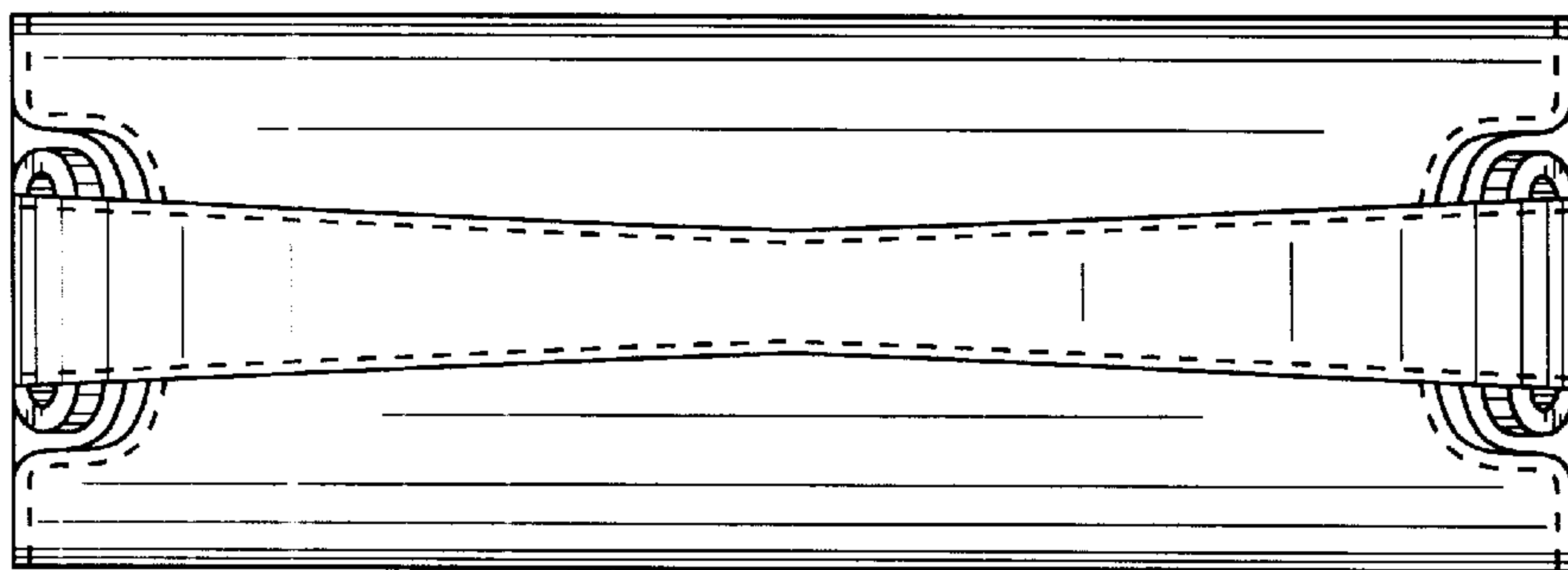


FIG. 3




FIG. 4

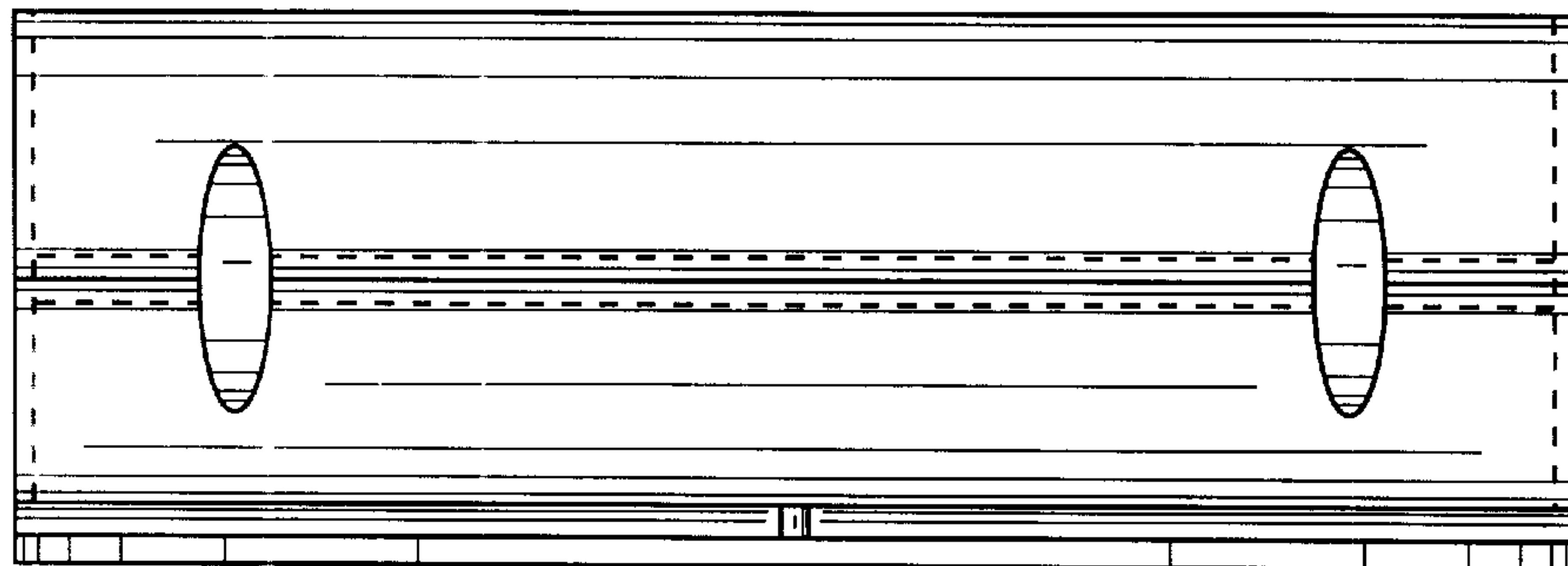


FIG. 5

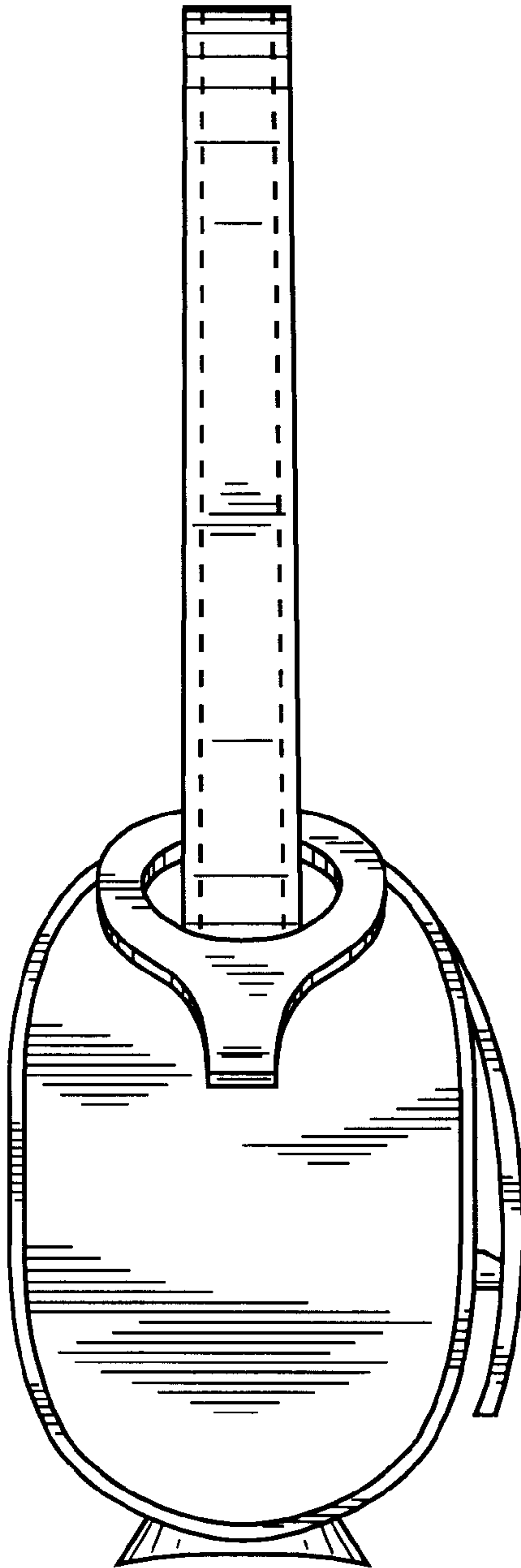


FIG. 6