



US00D422376S

United States Patent [19]
Yoshikawa

[11] **Patent Number: Des. 422,376**

[45] **Date of Patent: ** Apr. 4, 2000**

[54] **COVER FOR USE IN AN ILLUMINATING DEVICE**

[76] Inventor: **Kazuhide Yoshikawa**, 28-37, Meguri
1-chome, Hirakata-shi, Osaka-fu, Japan

[**] Term: **14 Years**

[21] Appl. No.: **29/107,253**

[22] Filed: **Jun. 30, 1999**

Related U.S. Application Data

[62] Division of application No. 29/082,047, Jan. 13, 1998.

[30] **Foreign Application Priority Data**

Aug. 12, 1997	[JP]	Japan	9-064720
Aug. 12, 1997	[JP]	Japan	9-064721
Nov. 7, 1997	[JP]	Japan	9-074289

[51] **LOC (6) Cl.** **26-05**

[52] **U.S. Cl.** **D26/130**

[58] **Field of Search** D26/73, 101, 125,
D26/118, 128-136, 67, 68; 362/806, 808,
363, 326, 329, 334, 339, 340, 347, 350

[56] **References Cited**

U.S. PATENT DOCUMENTS

D. 49,331	7/1916	Evans	D26/134
D. 379,550	5/1997	Kuo	D26/131

Primary Examiner—Susan J. Lucas
Attorney, Agent, or Firm—Jordan and Hamburg, LLP

[57] **CLAIM**

The ornamental design for a cover for use in an illuminating device, as shown and described.

DESCRIPTION

FIG. 1 is a perspective view of a cover for use in an illuminating device;
FIG. 2 is a front view of the cover;
FIG. 3 is a rear view of the cover;
FIG. 4 is a left side view of the cover;
FIG. 5 is a right side view of the cover;
FIG. 6 is a top view of the cover; and,
FIG. 7 is a bottom view of the cover.

1 Claim, 4 Drawing Sheets




FIG. 1

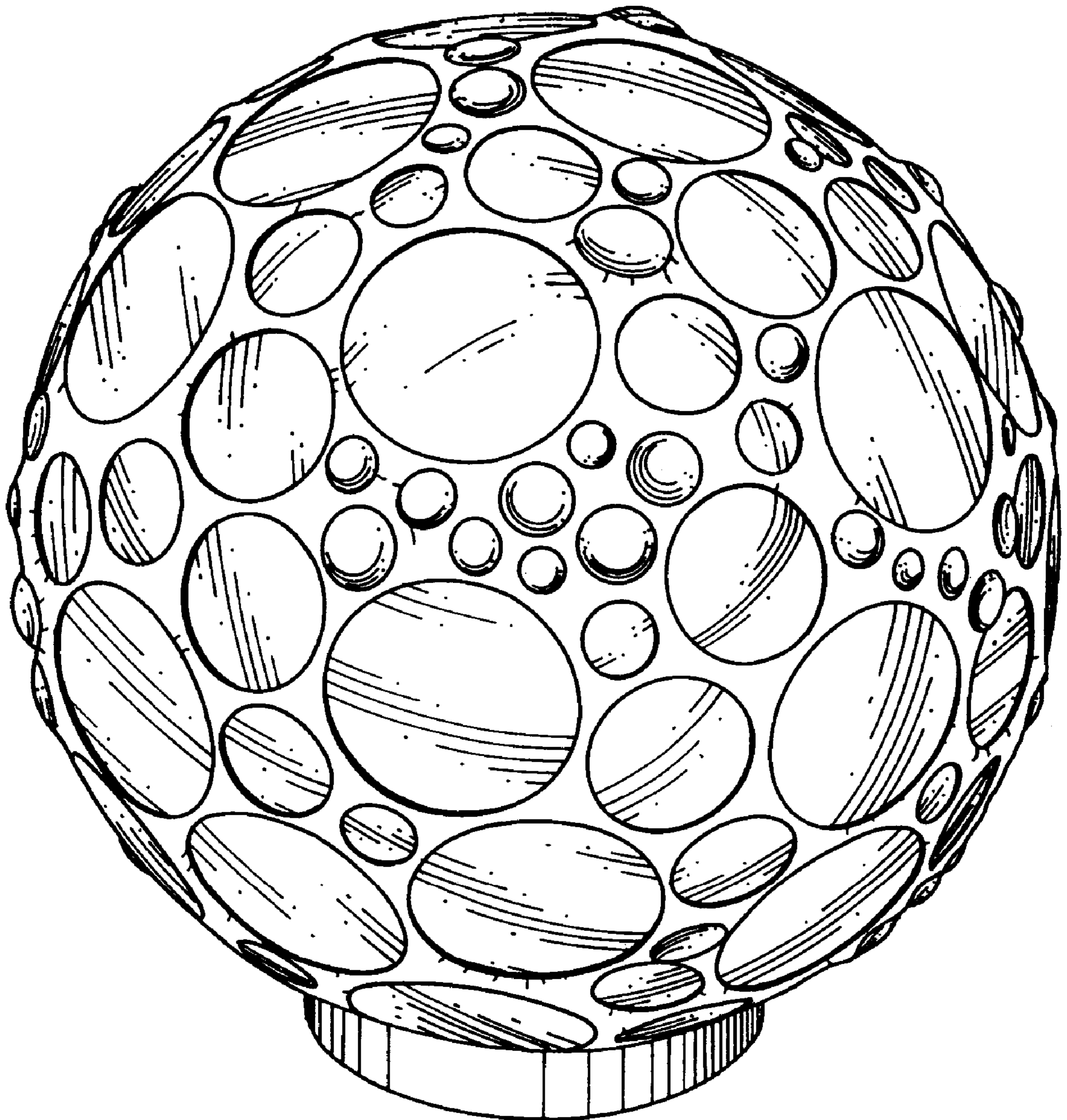


FIG. 2




FIG. 3




FIG. 4




FIG. 5




FIG. 6




FIG. 7

