



US00D422374S

United States Patent [19] Spitler

[11] **Patent Number: Des. 422,374**

[45] **Date of Patent: ** Apr. 4, 2000**

[54] **INDOOR HALOGEN LAMP**

5,813,751 9/1998 Shaffer 362/249

[75] Inventor: **Brian Spitler**, Elon College, N.C.

OTHER PUBLICATIONS

[73] Assignee: **Regent Lighting Corporation**,
Burlington, N.C.

Amerlux lighting catalog, p. 4, lighting system parts 2 and 4, 1986.

[**] Term: **14 Years**

Primary Examiner—Susan J. Lucas

Attorney, Agent, or Firm—Niro, Scavone, Haller & Niro

[21] Appl. No.: **29/099,743**

[57] CLAIM

[22] Filed: **Jan. 28, 1999**

I claim the ornamental design for an indoor halogen lamp, as shown and described.

[51] **LOC (6) Cl.** **26-05**

DESCRIPTION

[52] **U.S. Cl.** **D26/86; D26/119**

[58] **Field of Search** D26/24, 72, 80,
D26/81, 84, 85, 87, 86, 88, 89, 113, 63,
65; 362/404-408, 432, 147, 376, 377, 378,
286, 269, 275, 287, 418, 419, 427, 240,
237

FIG. 1 is a perspective view taken from the left side of an indoor halogen lamp showing my new design;
FIG. 2 is a top plan view thereof;
FIG. 3 is a front elevation view thereof;
FIG. 4 is a bottom plan view thereof; and,
FIG. 5 is a side elevational view thereof.

[56] References Cited

U.S. PATENT DOCUMENTS

D. 401,376 11/1998 Ho D26/86

The broken lines are shown for illustrative purposes only and forms no part of the claimed design.

1 Claim, 1 Drawing Sheet

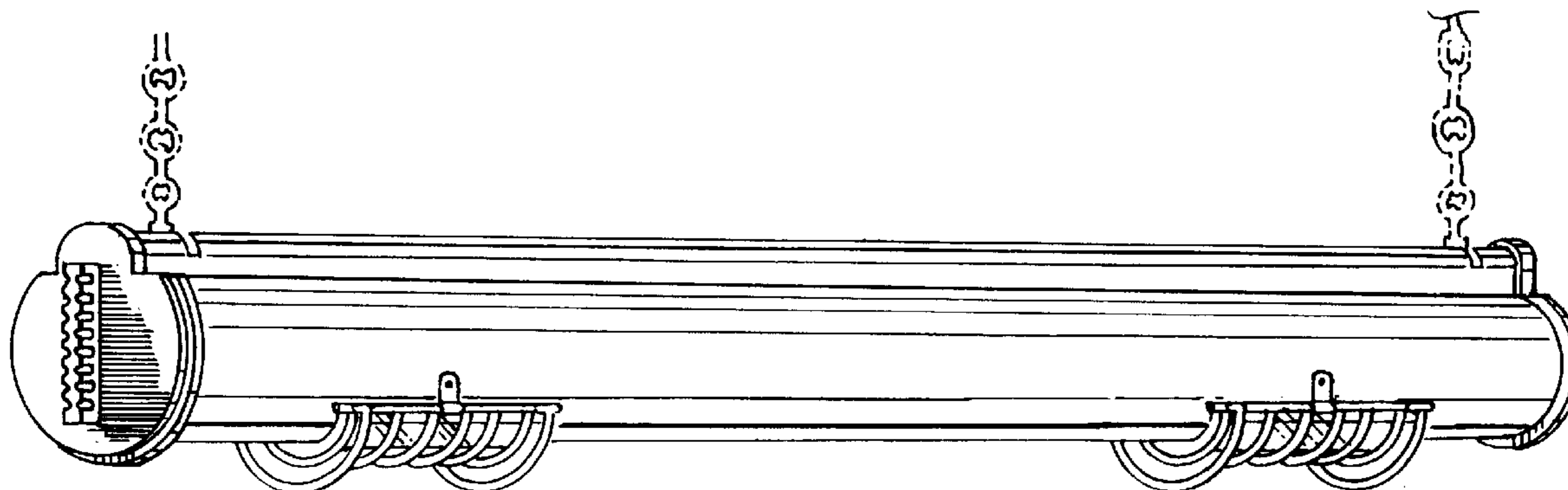


FIG. 1

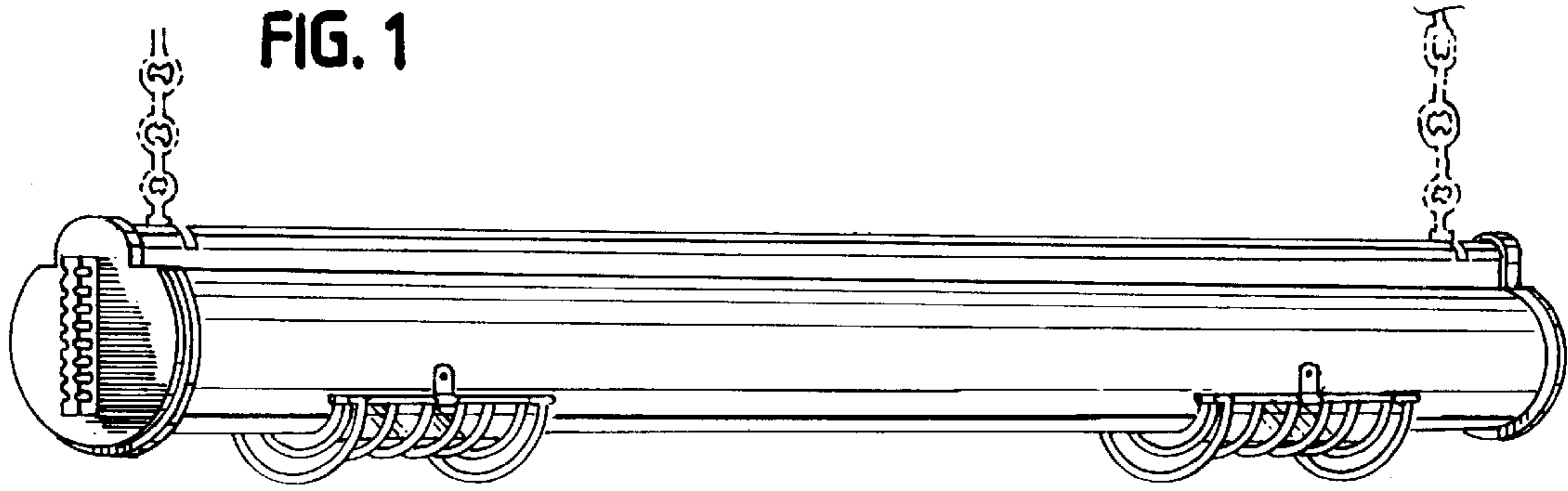


FIG. 2

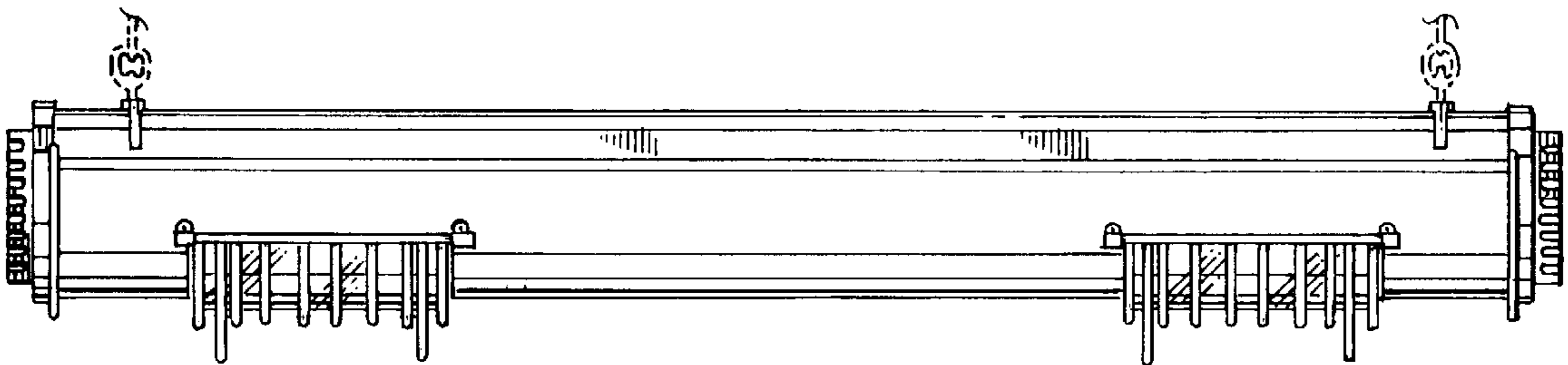



FIG. 3

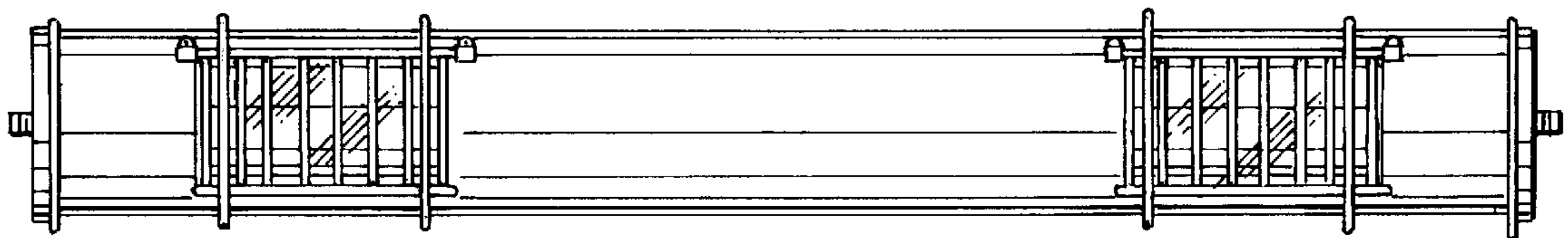


FIG. 4

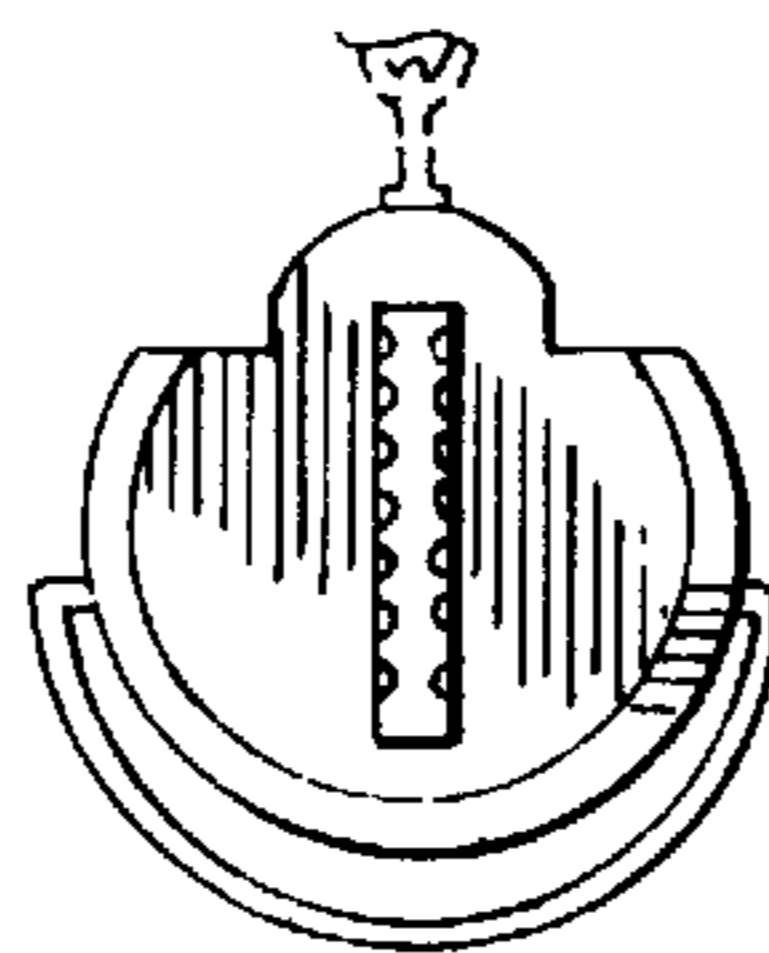


FIG. 5