



US00D422361S

United States Patent [19]

Herbst et al.

[11] Patent Number: **Des. 422,361**

[45] Date of Patent: **** Apr. 4, 2000**

[54] **DENTAL ANESTHETIC DELIVERY CARTRIDGE HOLDER**

| | | | |
|------------|--------|----------------------|-----------|
| D. 408,079 | 4/1999 | Ellis | D24/108 |
| 5,807,334 | 9/1998 | Hudosh et al. | 604/131 |
| 5,944,694 | 8/1999 | Hitchins et al. | 604/154 |
| 5,947,929 | 9/1999 | Trull | 604/187 X |

[75] Inventors: **Walter Herbst**, Lake Forest; **Gary Prokop**, Wheaton; **Josh Goldfarb**, Chicago, all of Ill.

Primary Examiner—Stella Reid
Assistant Examiner—I Simmons
Attorney, Agent, or Firm—Gottlieb Rackman & Reisman, P.C.

[73] Assignee: **Spintech, Inc.**, Livingston, N.J.

[**] Term: **14 Years**

[57] CLAIM

[21] Appl. No.: **29/087,140**

The ornamental design for a dental anesthetic delivery cartridge holder, as shown and described.

[22] Filed: **Apr. 27, 1998**

DESCRIPTION

[51] **LOC (6) Cl.** **24-02**

[52] **U.S. Cl.** **D24/176; D24/130**

[58] **Field of Search** D24/112, 114, D24/130, 156, 180, 181, 178, 221; 604/218, 228, 229

FIG. 1 is a perspective view of a dental anesthetic delivery cartridge holder showing our new design;
FIG. 2 is a top plan view thereof;
FIG. 3 is a bottom plan view thereof;
FIG. 4 is a left side elevational view thereof; and,
FIG. 5 is a right side elevational view thereof.

[56] References Cited

U.S. PATENT DOCUMENTS

D. 351,892 10/1994 Wolf et al. D24/176 X

1 Claim, 2 Drawing Sheets




FIG. 1

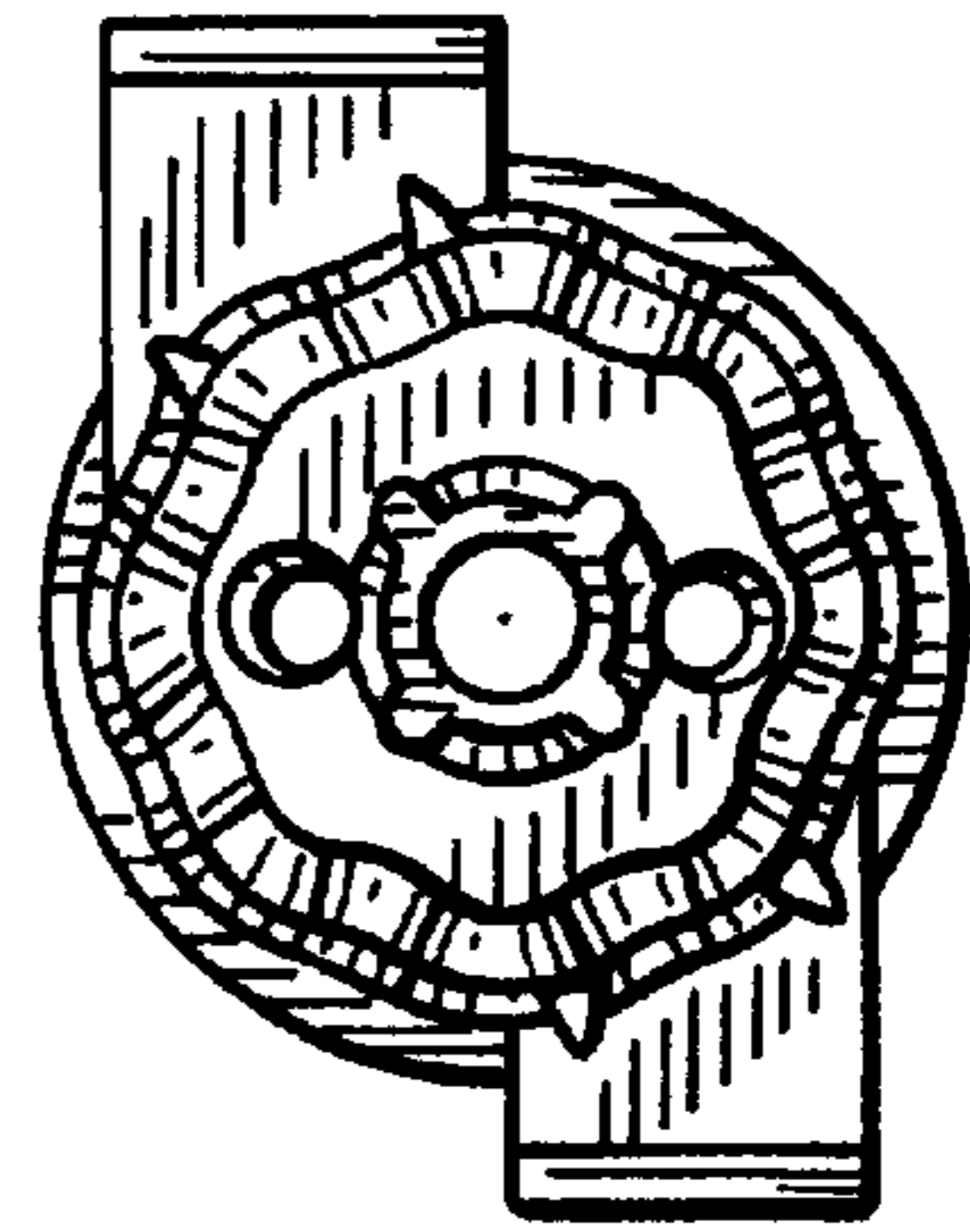



FIG. 2

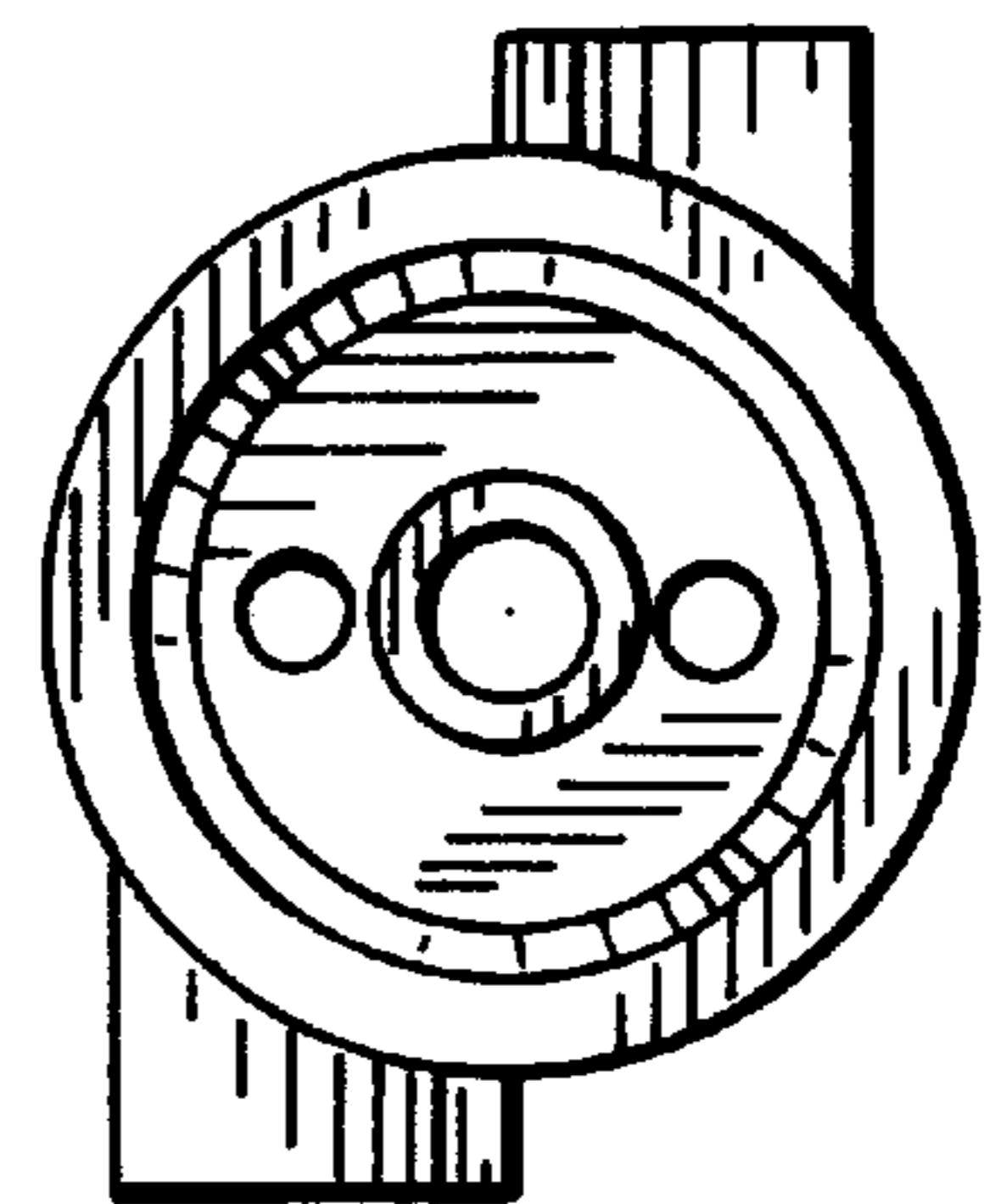


FIG. 3




FIG. 4




FIG. 5