



US00D422348S

United States Patent [19] Liu

[11] **Patent Number: Des. 422,348**
[45] **Date of Patent: ** Apr. 4, 2000**

[54] **HEATER FAN**

1,976,652 10/1934 Brantingham .

[75] Inventor: **Hwa-Chen Liu**, Taipei, Taiwan

OTHER PUBLICATIONS

[73] Assignee: **Pelonis USA, Ltd.**, Malvern, Pa.

Hardware Age, Jul. 8, 1965, p. 59.
Washington Post advertising supplement, Nov. 3, 1985, p.
Hong Kong Enterprise catalog (Oct. 1991), p. 199.

[**] Term: **14 Years**

Primary Examiner—Lisa Lichtenstein
Attorney, Agent, or Firm—Paul and Paul

[21] Appl. No.: **29/021,843**

[22] Filed: **Apr. 25, 1994**

[57] CLAIM

[51] **LOC (6) Cl.** **23-03**

The ornamental design for a heater fan, as shown and described.

[52] **U.S. Cl.** **D23/335; D23/332**

[58] **Field of Search** D23/335-337,
D23/328, 381, 370, 332, 333; 392/365-369;
D14/210, 188, 194, 204, 214; 416/95, 247 R

DESCRIPTION

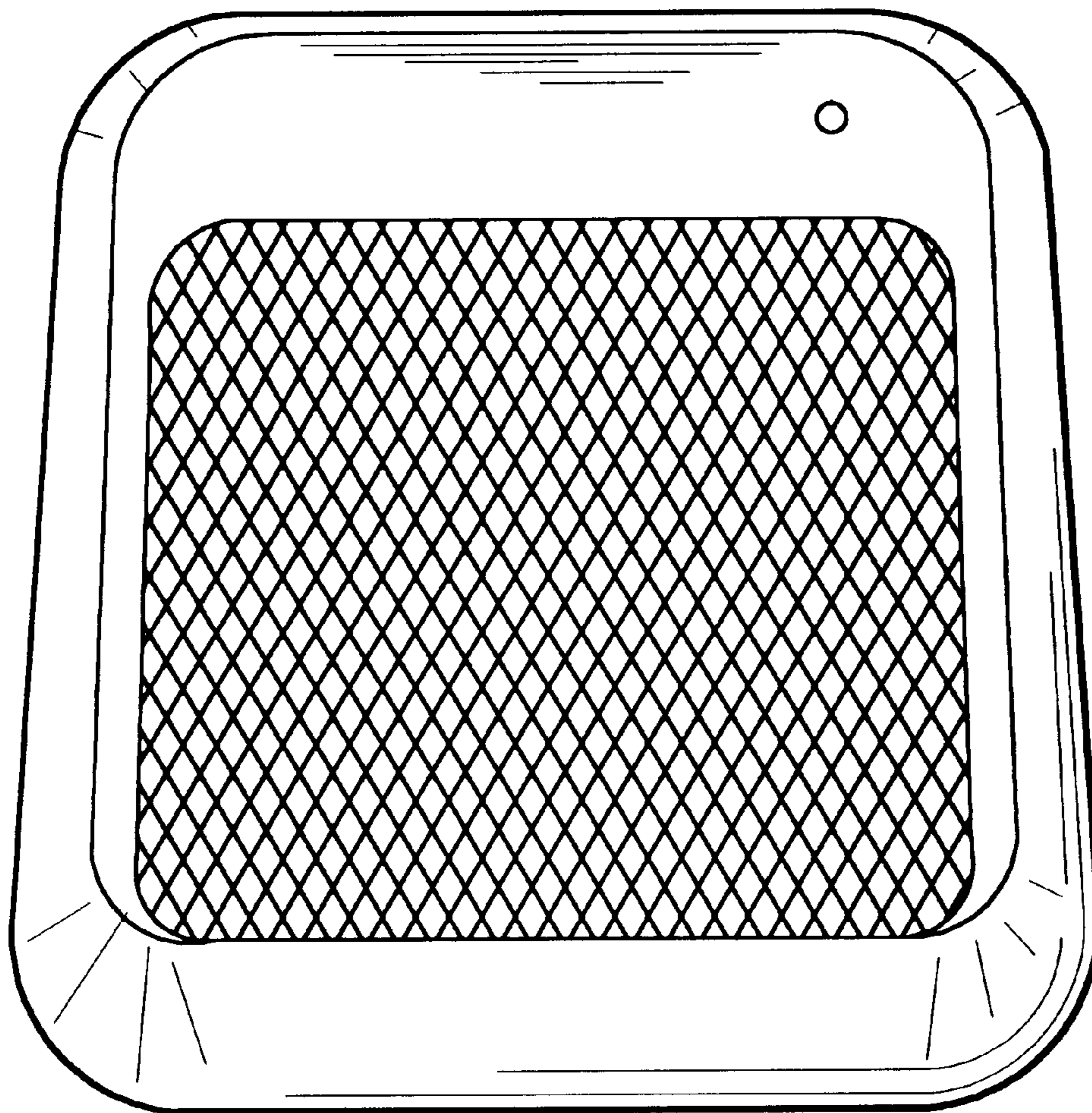
[56] References Cited

U.S. PATENT DOCUMENTS

D. 313,842	1/1991	Fan	D23/335
D. 318,054	7/1991	Kikutani	D14/214
D. 323,382	1/1992	Wang	D23/335
D. 327,946	7/1992	Barre	D23/328
D. 333,866	3/1993	Wang	

FIG. 1 is a front view of the invention.
FIG. 2 is a left side view of the invention, the right side being a mirror image of that shown.
FIG. 3 is a top view of the invention.
FIG. 4 is a bottom view of the invention.
FIG. 5 is a rear view of the invention; and,
FIG. 6 is a perspective view of the invention.

1 Claim, 3 Drawing Sheets






FIG. 1

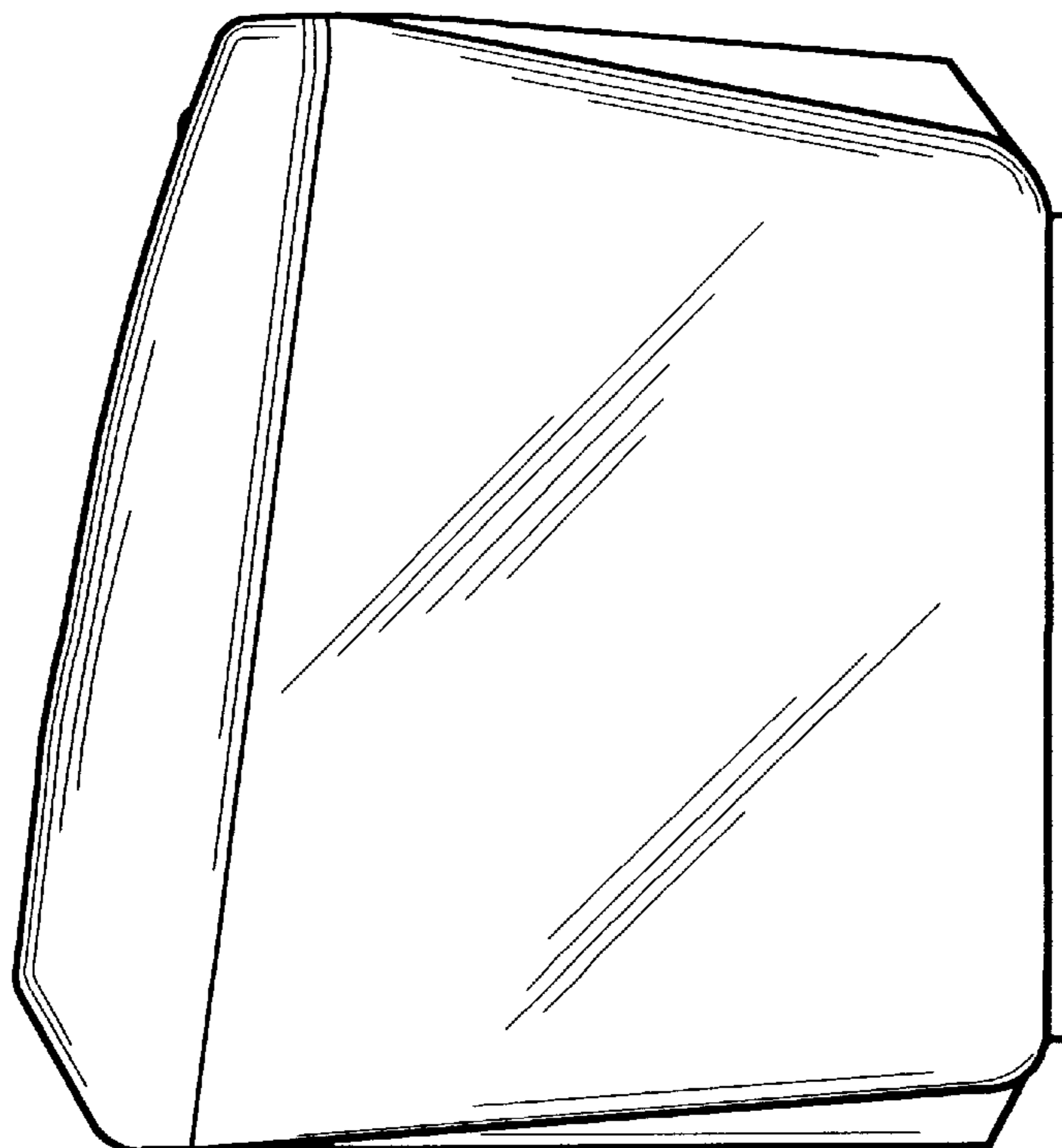


FIG. 2




FIG. 3

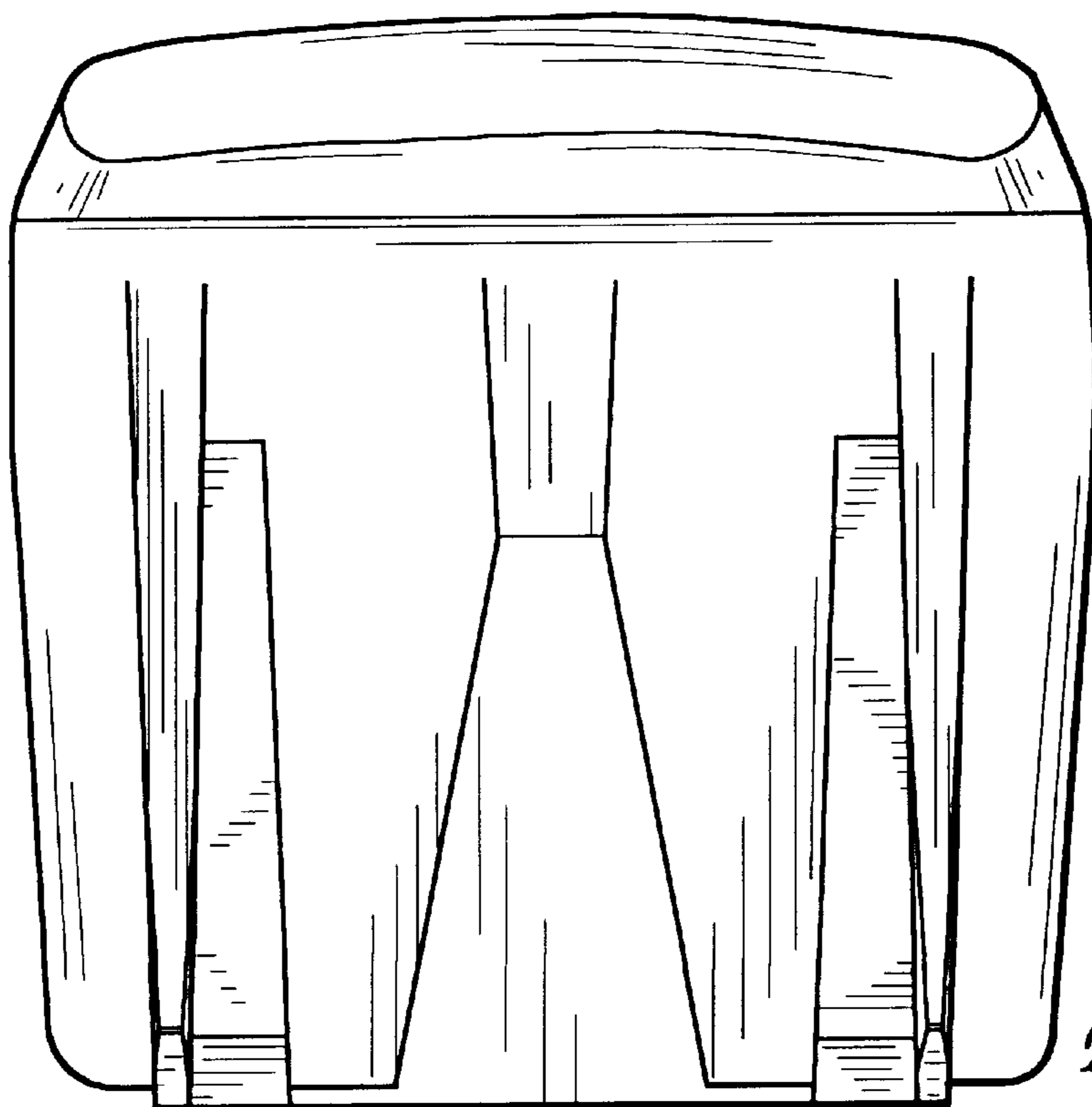


FIG. 4

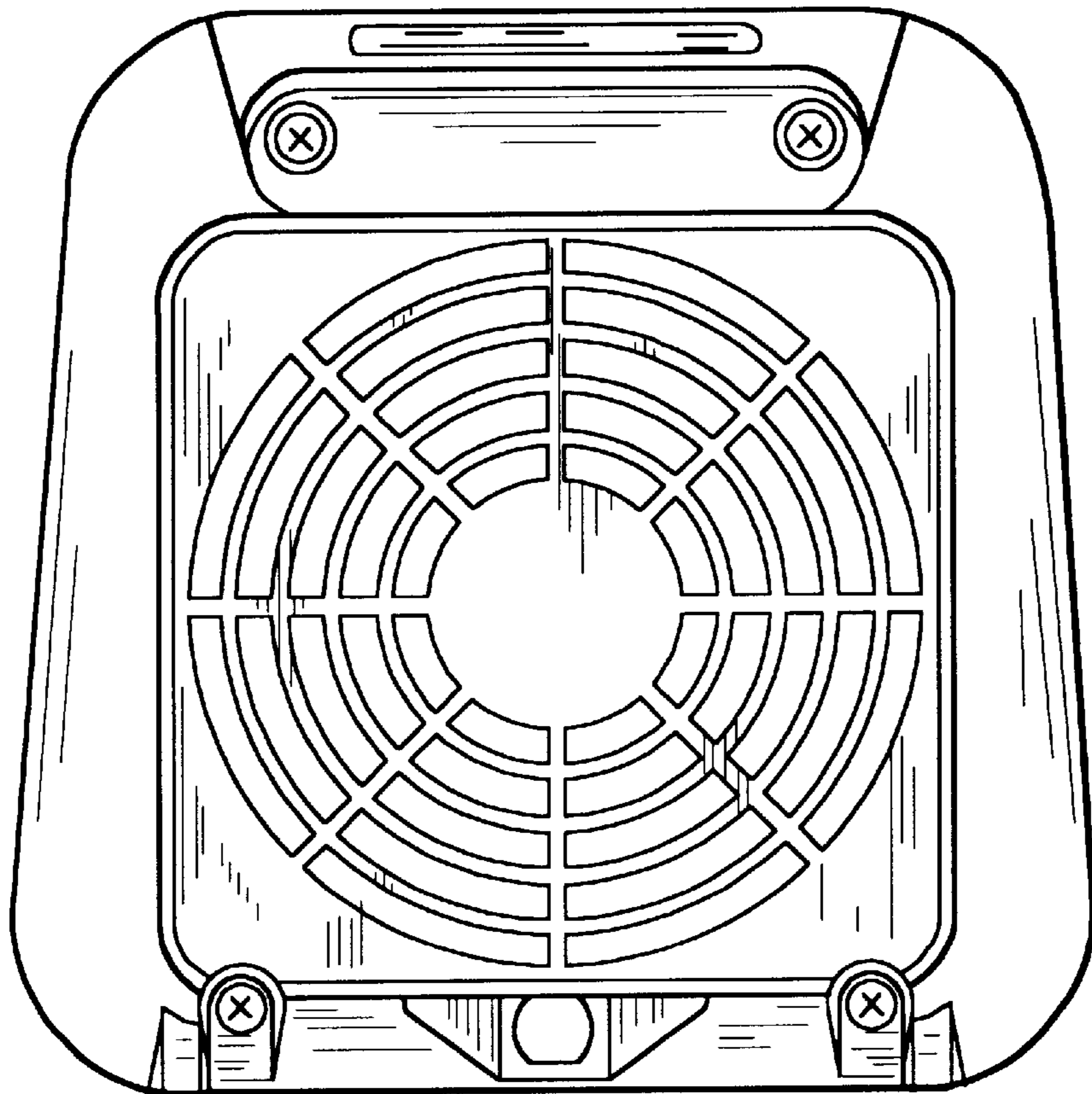


FIG. 5




FIG. 6