



US00D422346S

# United States Patent [19] Svendsen

[11] **Patent Number: Des. 422,346**

[45] **Date of Patent: \*\* Apr. 4, 2000**

[54] **SINK**

[75] **Inventor: Sean W. Svendsen, Columbus, Ohio**

[73] **Assignee: American Standard Inc., Piscataway, N.J.**

[\*\*] **Term: 14 Years**

[21] **Appl. No.: 29/103,463**

[22] **Filed: Apr. 15, 1999**

[51] **LOC (6) Cl. .... 23-02**

[52] **U.S. Cl. .... D23/285**

[58] **Field of Search .... D23/284, 285,  
D23/290, 291, 292, 293.1; 4/619, 624,  
626, 638-650**

[56] **References Cited**

**U.S. PATENT DOCUMENTS**

- D. 78,257 4/1929 Bonner, Jr. .... D23/285
- D. 213,558 3/1969 Colborn .... D23/285
- D. 216,310 12/1969 Fortuno .... D23/285

- D. 241,846 10/1976 Ribits et al. .... D23/285
- D. 242,859 12/1976 Gruber .... D23/285
- D. 243,325 2/1977 Krause et al. .... D23/285
- D. 260,551 9/1981 Tang .... D23/293.1
- D. 261,929 11/1981 Primault .... D23/292
- D. 288,353 2/1987 Smith .... D23/285
- D. 288,354 2/1987 Smith .... D23/285
- D. 340,966 11/1993 Wagner .... D23/285
- D. 341,649 11/1993 Wagner .... D23/285

*Primary Examiner*—Eric Watterson


[57] **CLAIM**

The ornamental design for a sink, as shown and described.

**DESCRIPTION**

FIG. 1 is a perspective view of a sink showing my new design;  
 FIG. 2 is a top plan view thereof;  
 FIG. 3 is a front view thereof;  
 FIG. 4 is a side elevational view, the opposite side being a mirror image thereof; and,  
 FIG. 5 is a bottom plan thereof.

**1 Claim, 5 Drawing Sheets**



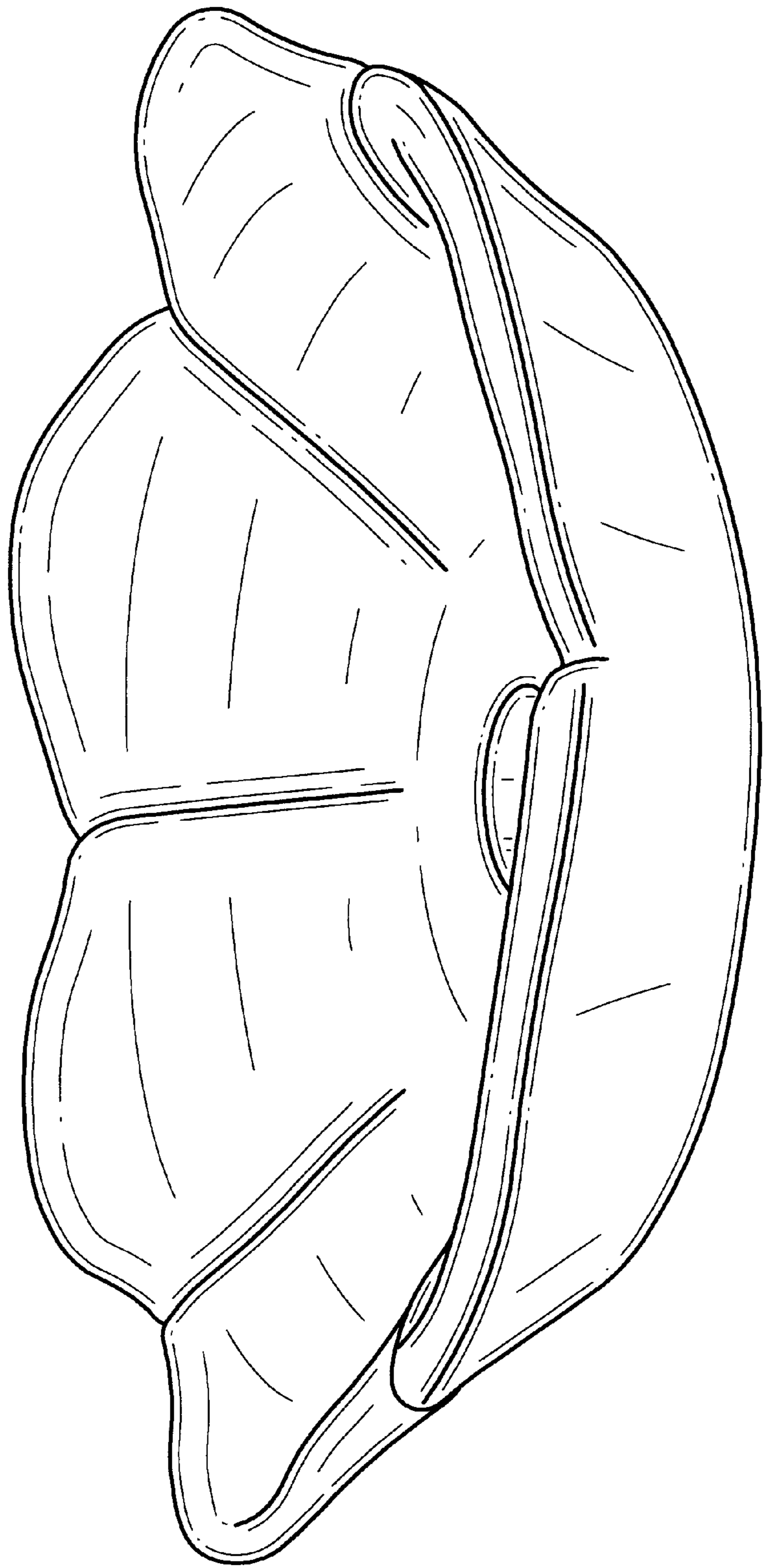


FIG-1


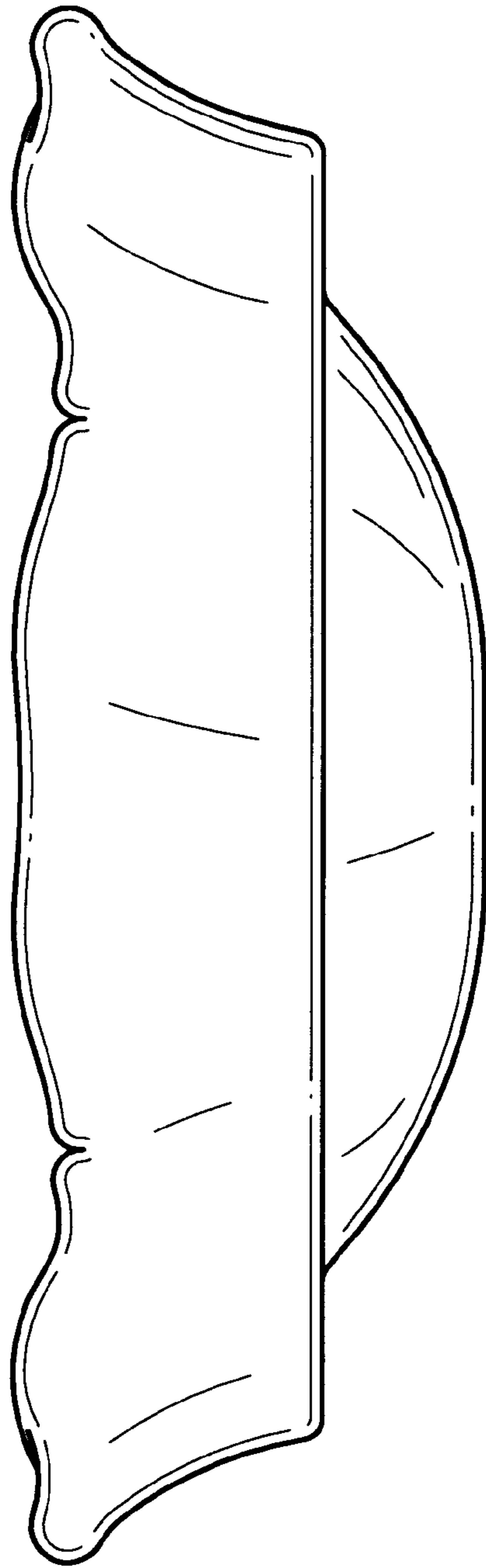


FIG-2

FIG-3



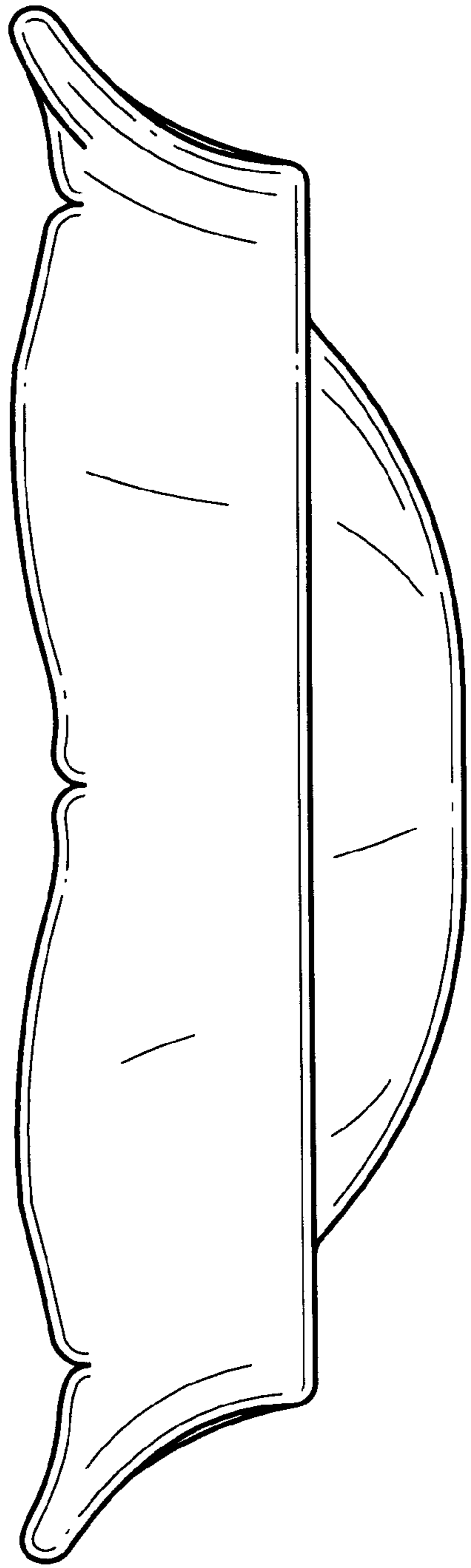


FIG-4

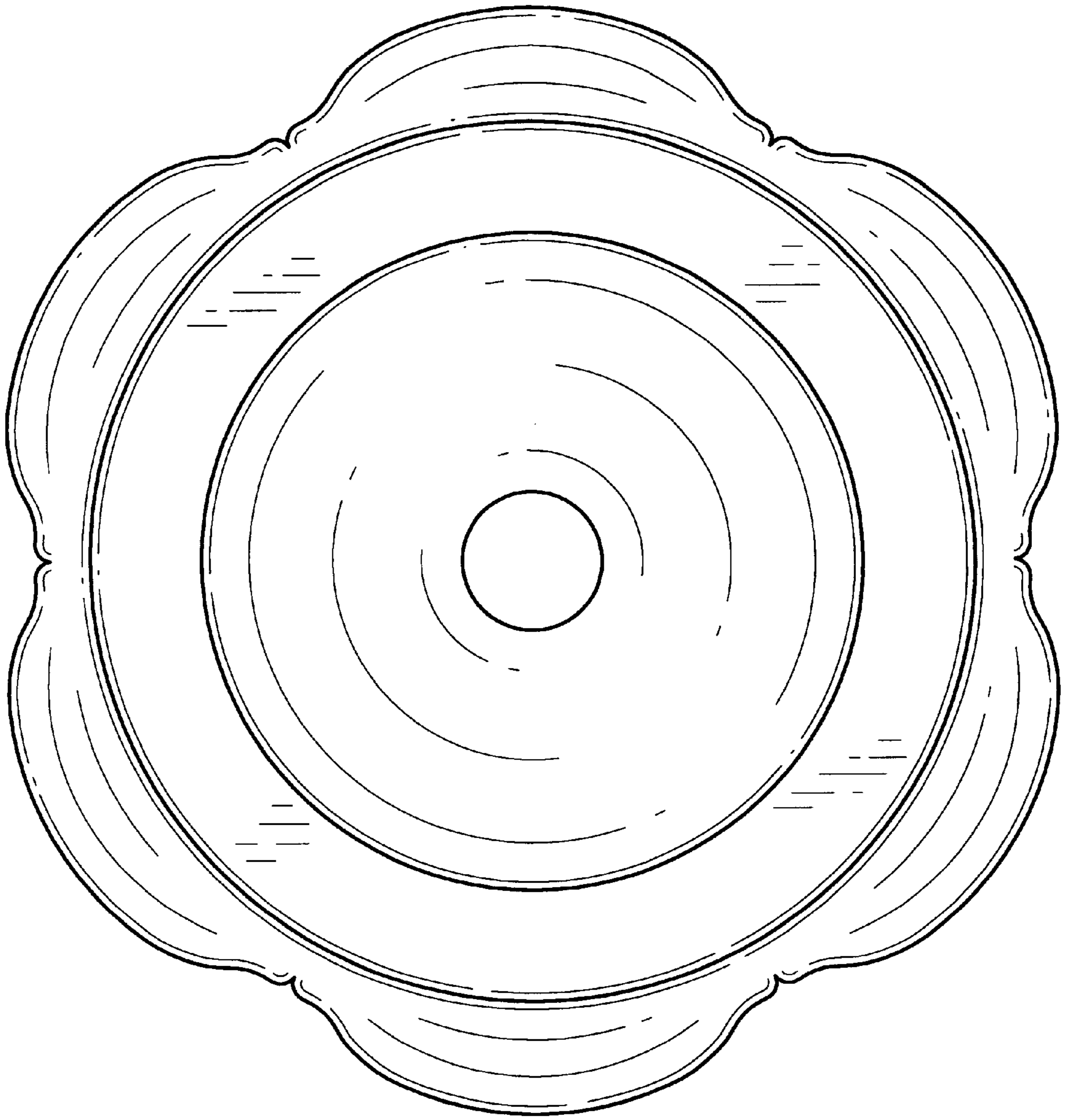


FIG-5