



US00D422335S

# United States Patent [19] Firman

[11] **Patent Number: Des. 422,335**

[45] **Date of Patent: \*\* Apr. 4, 2000**

[54] **FISH LURE**

2,149,054	2/1939	Jones .....	43/42.24
4,317,305	3/1982	Firman .....	43/42.24
5,815,978	10/1998	Huddleston .....	43/42.39

[75] Inventor: **Herman P. Firmin**, Rough, La.

[73] Assignee: **Knight Manufacturing Co., Inc.**, Tyler, Tex.

[\*\*] Term: **14 Years**

*Primary Examiner*—Doris Clark  
*Assistant Examiner*—Inua-Maria Hyttinen  
*Attorney, Agent, or Firm*—Charles M. Kaplan

[21] Appl. No.: **29/106,439**

[22] Filed: **Jun. 17, 1999**

[51] **LOC (6) Cl.** ..... **22-05**

[52] **U.S. Cl.** ..... **D22/133**

[58] **Field of Search** ..... D22/126, 132,  
D22/133; 43/42.26, 42.47, 42.06, 42.27,  
42.24, 42.39

[57] **CLAIM**

The ornamental design for a fish lure, as shown and described.

**DESCRIPTION**

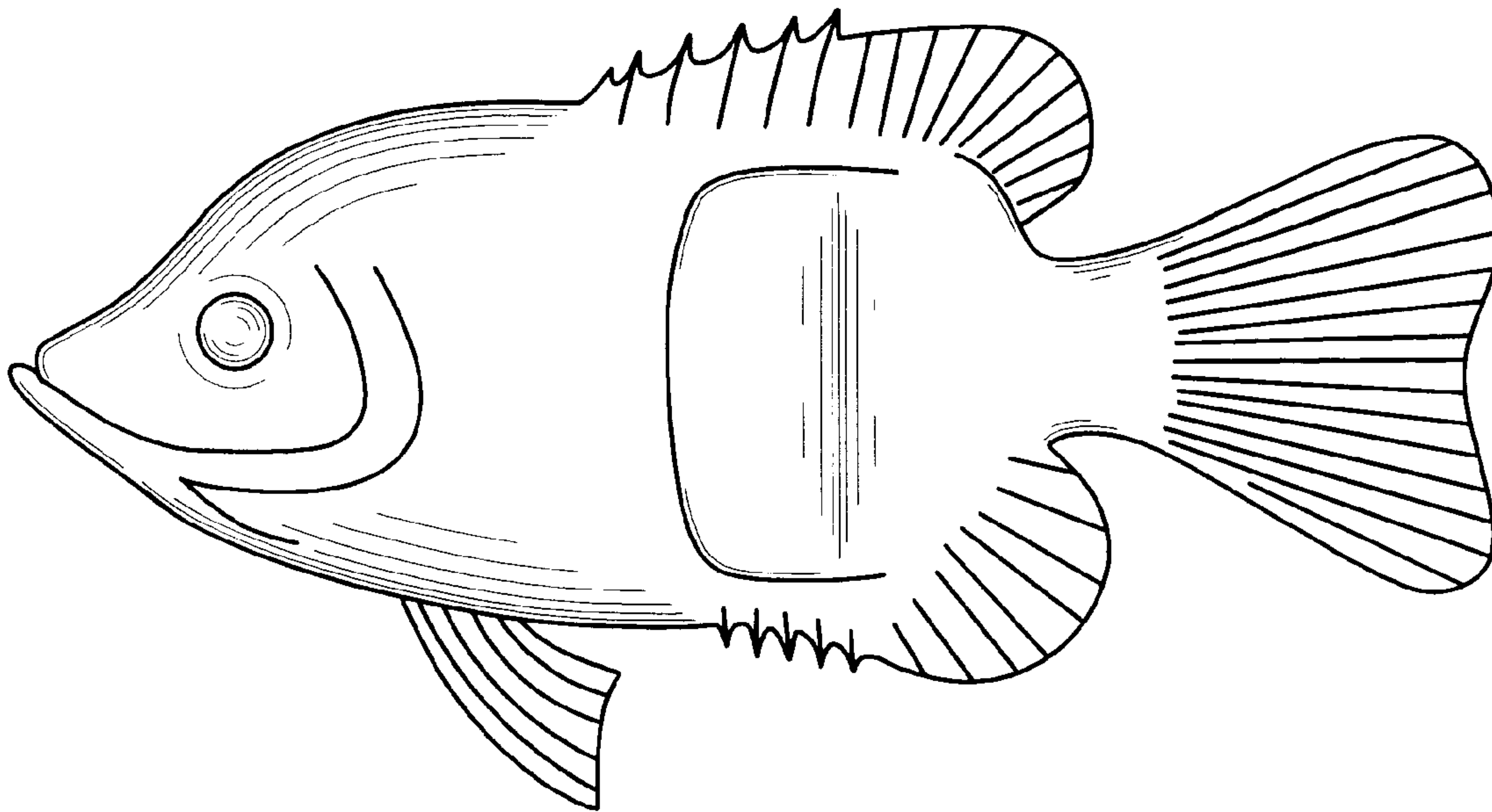
FIG. 1 is a side elevational view of a fish lure embodying my new design;  
FIG. 2 is a side elevational view of the opposite side of the fish lure;  
FIG. 3 is an enlarged front elevational view of the fish lure;  
FIG. 4 is an enlarged elevational view of the fish lure;  
FIG. 5 is a top plan view of the fish lure; and,  
FIG. 6 is a bottom plan view of the fish lure.

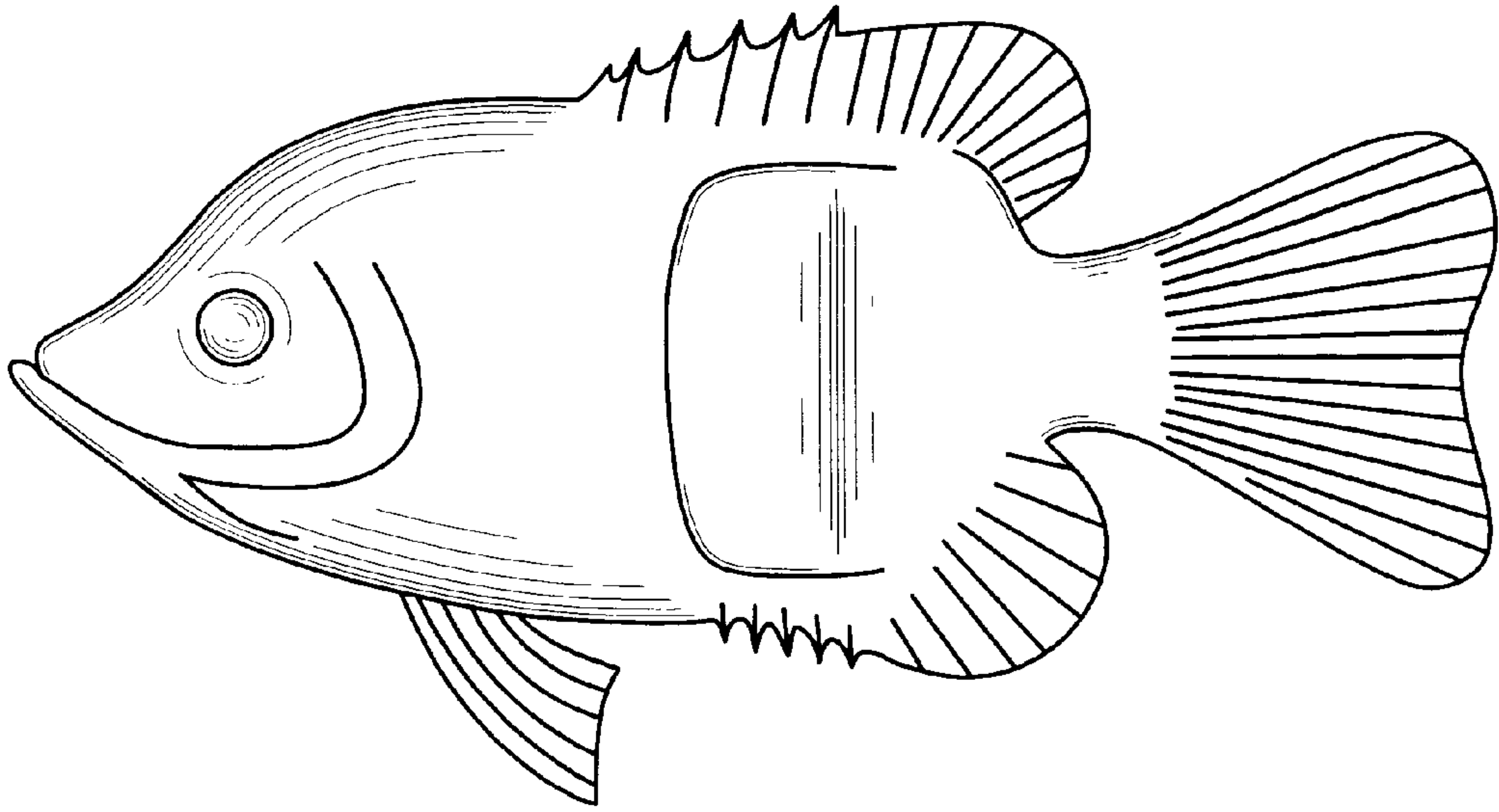
[56] **References Cited**

**U.S. PATENT DOCUMENTS**

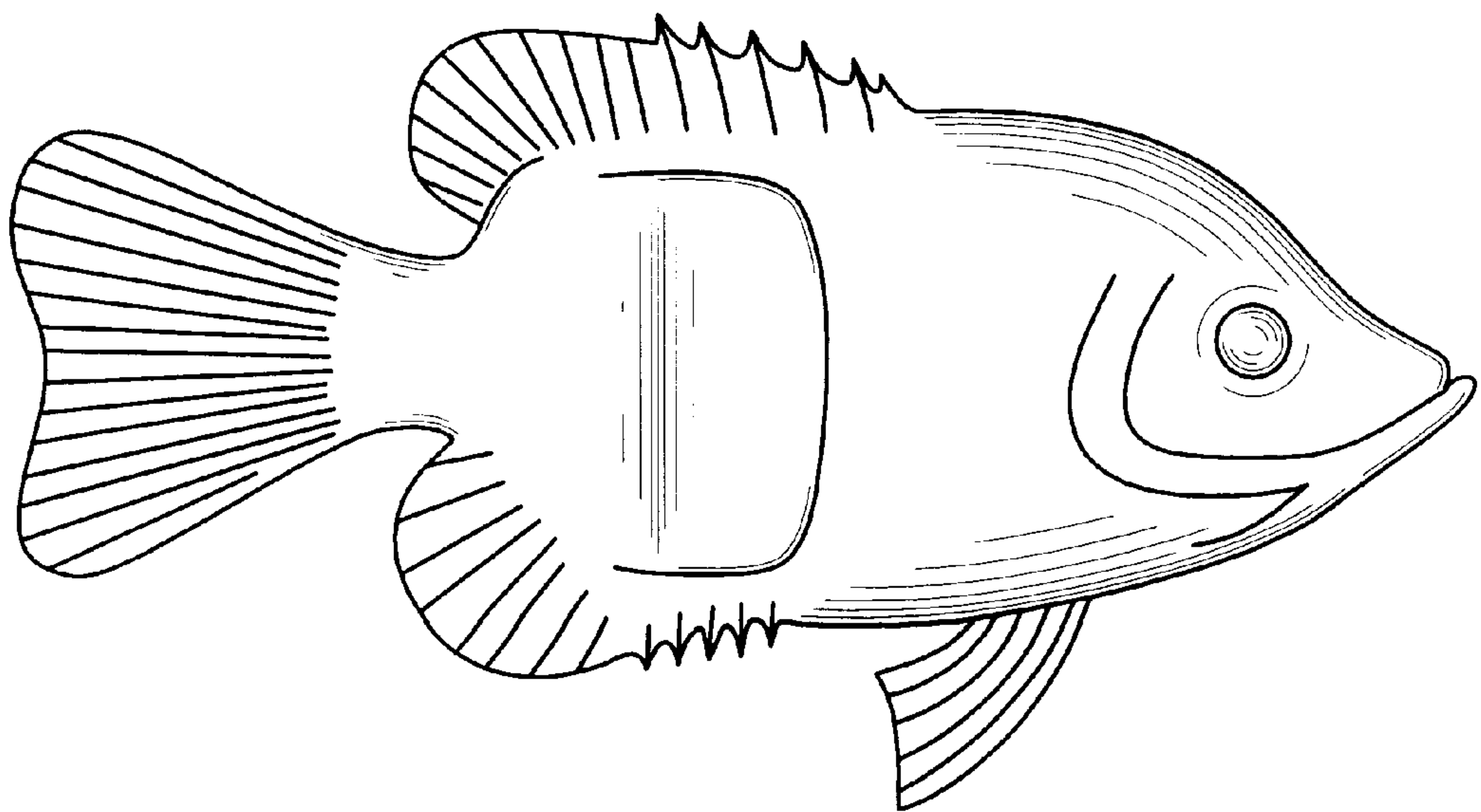
D. 149,217	4/1948	Richards .....	D22/133
641,839	1/1900	Clay .....	43/42.26

**1 Claim, 3 Drawing Sheets**

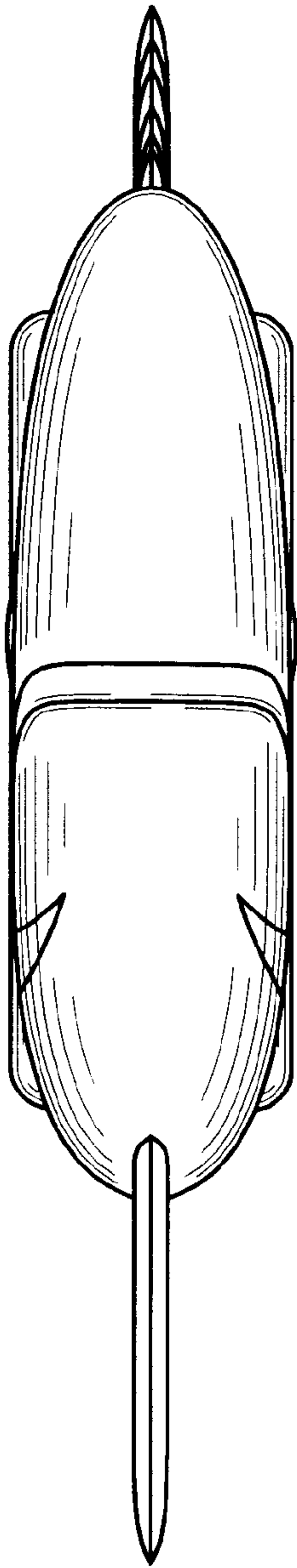





*Fig. 1*



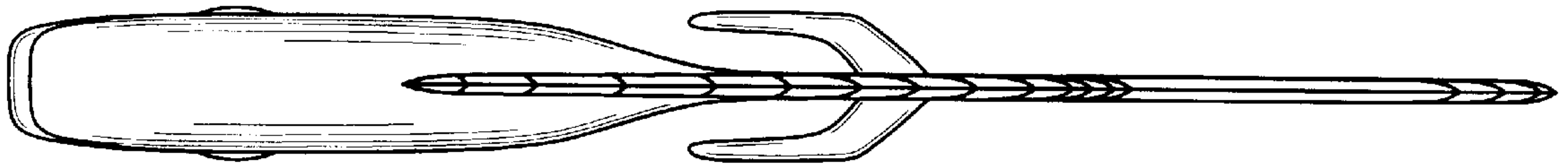
*Fig. 2*



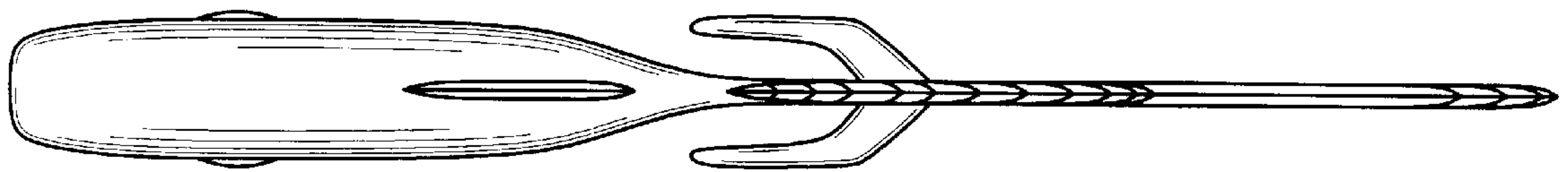
*Fig. 3*



*Fig. 4*



*Fig. 5*



*Fig. 6*