



US00D422325S

United States Patent [19]

[11] Patent Number: Des. 422,325

Broudy et al.

[45] Date of Patent: ** Apr. 4, 2000

[54] EXERCISE DEVICE

[76] Inventors: **Jack W. Broudy**, 121 Grandview St., Leucadia, Calif. 92024; **Paul Mayberry**, 2851 Ivy St., San Diego, Calif. 92104

[**] Term: **14 Years**

[21] Appl. No.: **29/102,297**

[22] Filed: **Mar. 22, 1999**

D. 358,182	5/1995	Yang	D21/689
D. 362,479	9/1995	Destasio, Jr.	D21/688
D. 380,508	7/1997	Chang	D21/688
3,612,519	10/1971	Larson	482/147
3,761,084	9/1973	Dieckmann	482/147
3,911,907	10/1975	Smith, Jr.	482/147
4,220,329	9/1980	Agyagos	482/147
4,319,749	3/1982	Agyagos	482/147
4,386,915	6/1983	Gilliam	482/146
5,256,127	10/1993	Yeh	483/146
5,533,948	7/1996	Wilkinson	482/51
5,632,711	5/1997	Hwang	482/147
5,695,439	12/1997	Lin	482/146
5,830,107	11/1998	Brigliadoro	482/147

Related U.S. Application Data

[62] Division of application No. 29/093,801, Sep. 18, 1998.

[51] LOC (6) Cl. **21-02**

[52] U.S. Cl. **D21/689**

[58] Field of Search D21/668, 662, D21/688, 689; 482/52, 131, 146, 147, 124

Primary Examiner—Philip S. Hyder

[57] CLAIM

The ornamental design for an exercise device, as shown and described.

DESCRIPTION

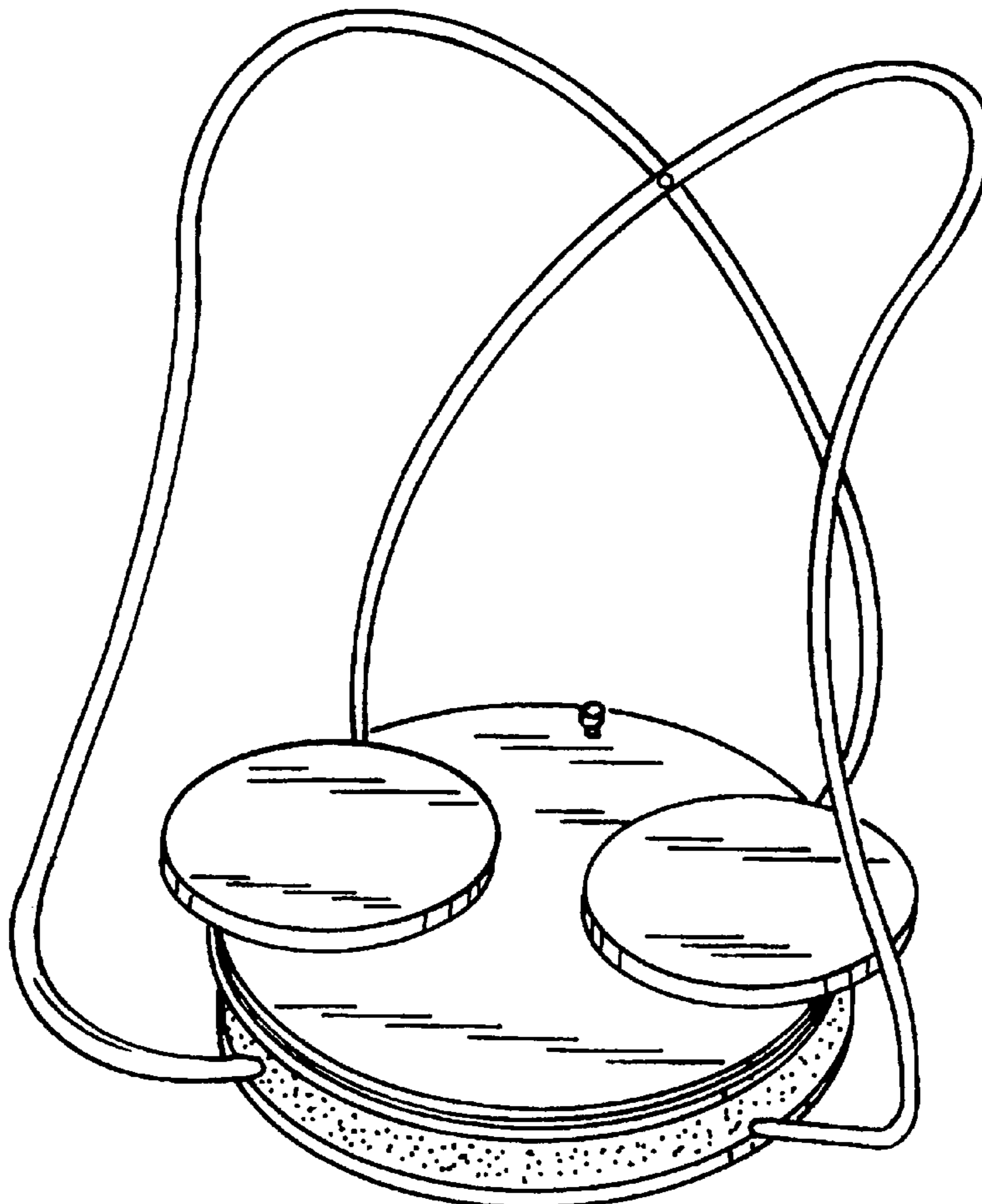
FIG. 1 is an elevated perspective view of an exercise device showing our new design; FIG. 2 is a front elevational view thereof; FIG. 3 is a side elevational view thereof, the opposite is a mirror image; and, FIG. 4 is a top plan view thereof.

[56] References Cited

U.S. PATENT DOCUMENTS

D. 193,010	6/1962	Krauss	482/147
D. 277,220	1/1985	Herburger	D21/686
D. 325,609	4/1992	Cheng	D21/689
D. 349,931	8/1994	Bostic et al.	D21/689
D. 352,980	11/1994	Wu	D21/689

1 Claim, 1 Drawing Sheet



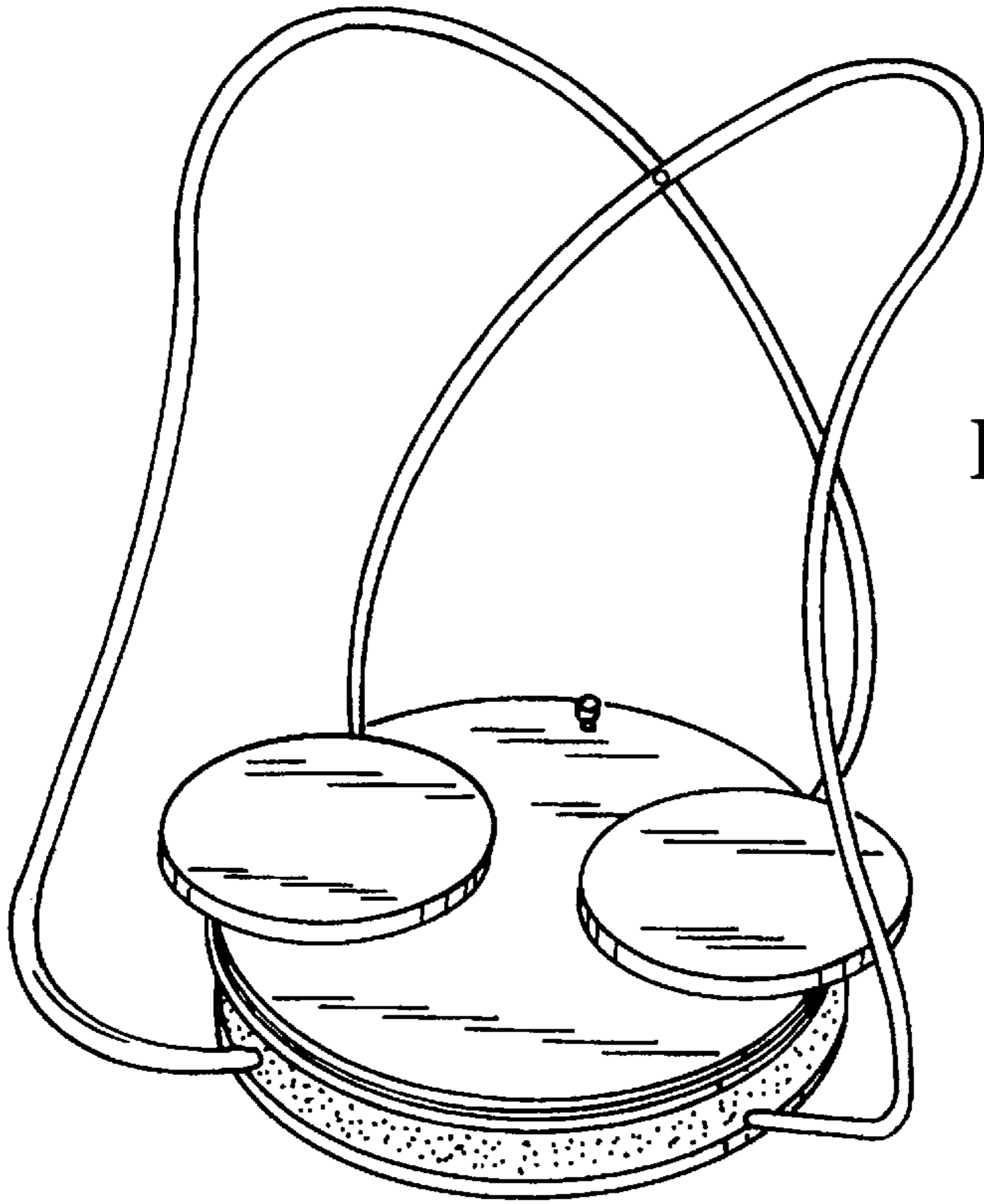


Fig. 1

Fig. 4

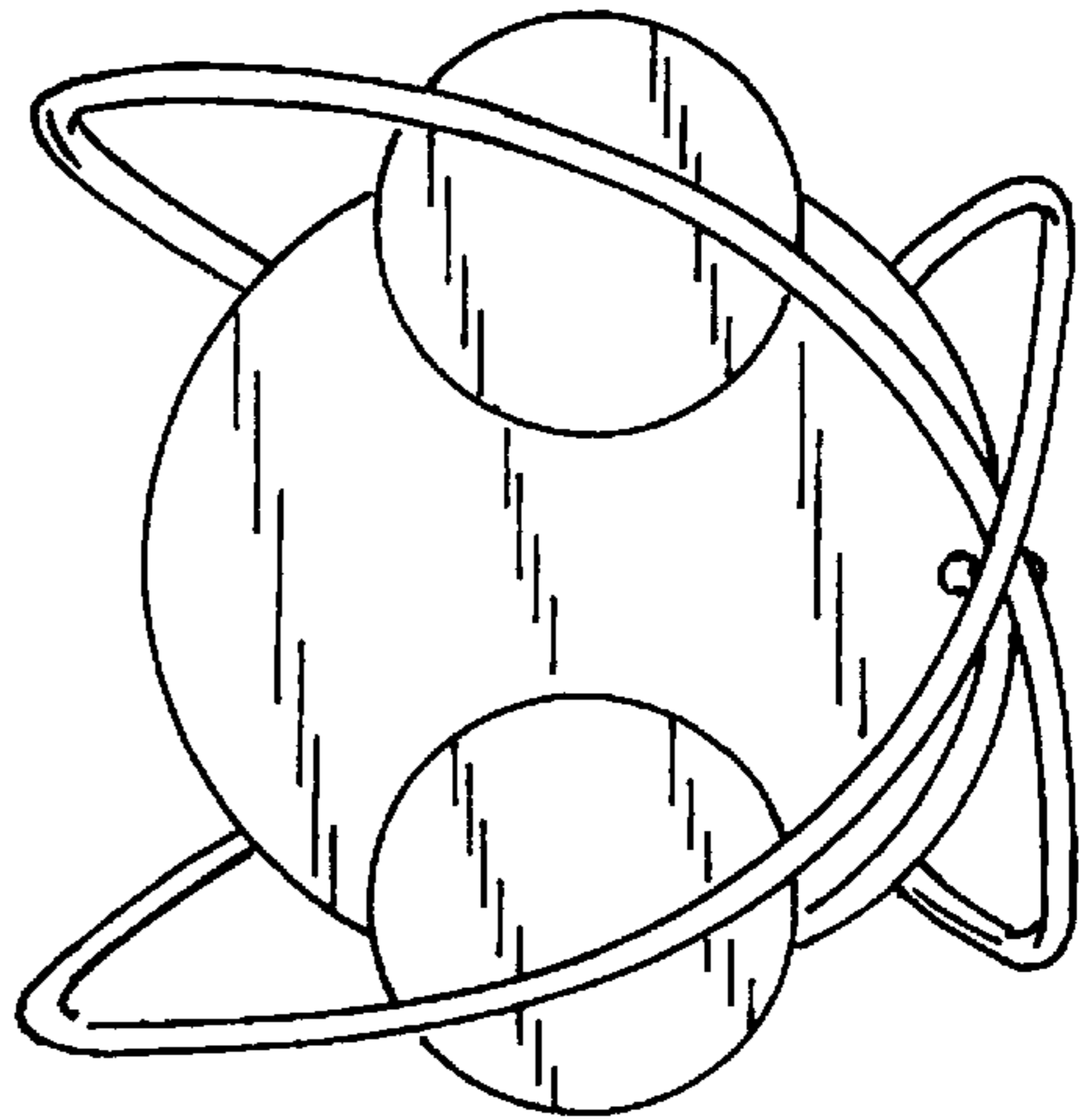


Fig. 2

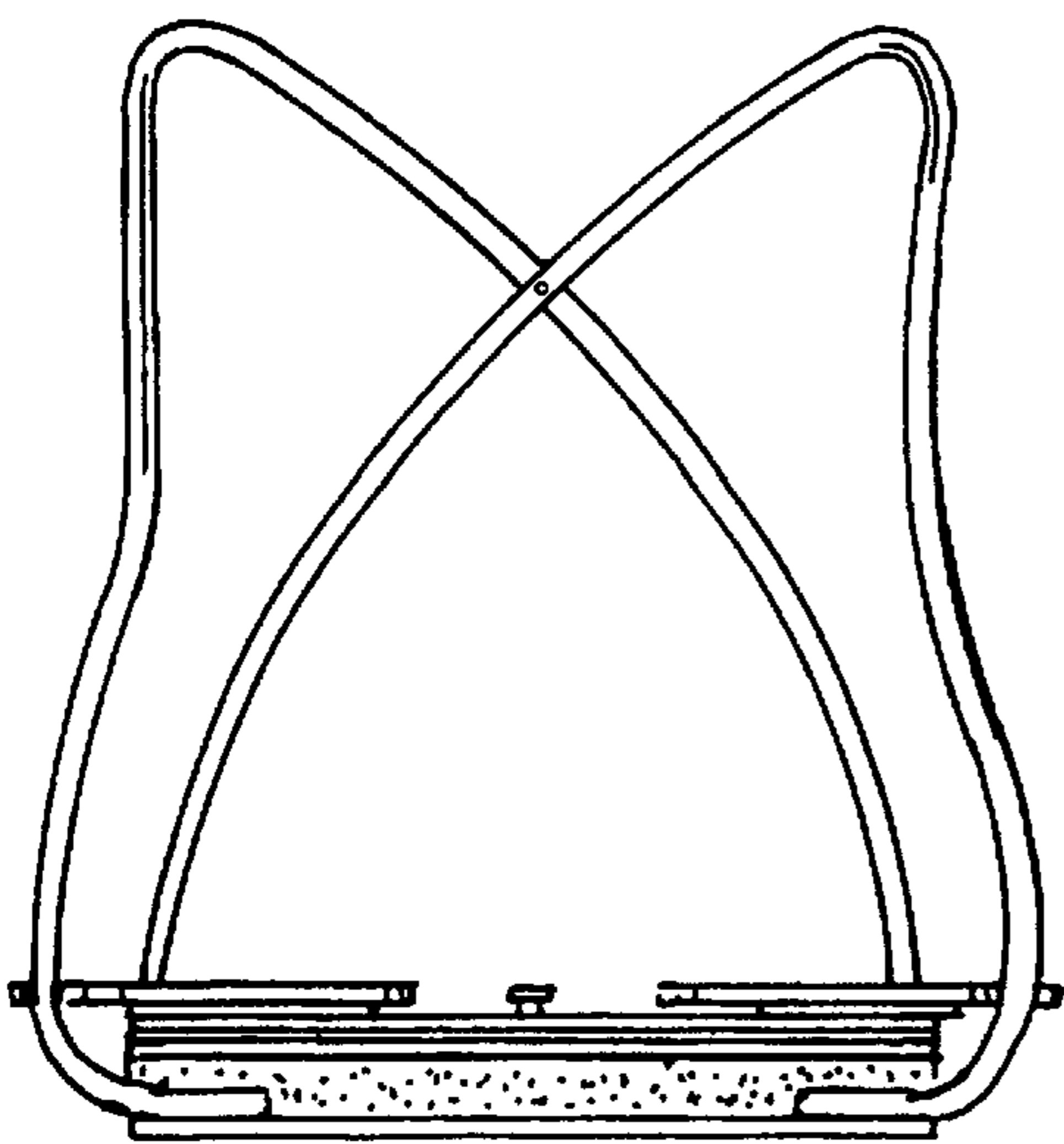


Fig. 3

