



US00D422315S

United States Patent [19]
Bosack

[11] **Patent Number: Des. 422,315**
[45] **Date of Patent: ** Apr. 4, 2000**

[54] **FUEL TANK LOCATION STICKER**

[76] Inventor: **Susan M. Bosack**, 3234 37th St. North,
St. Petersburg, Fla. 33713

[**] Term: **14 Years**

[21] Appl. No.: **29/110,407**

[22] Filed: **Sep. 3, 1999**

[51] **LOC (6) Cl.** **19-08**

[52] **U.S. Cl.** **D20/11; D20/35; D20/23**

[58] **Field of Search** 40/584, 593, 591,
40/594, 299.01, 1.5; D20/10, 11, 22-28,
40; D15/9.1

[56] **References Cited**

U.S. PATENT DOCUMENTS

D. 234,232	1/1975	Byrum	D20/23
D. 309,902	8/1990	Schneider	D15/9.1
5,092,806	3/1992	Brown	40/538

Primary Examiner—Susan J. Lucas
Assistant Examiner—Jennifer Rivard
Attorney, Agent, or Firm—Larson & Larson, P.A.; James E. Larson

[57] **CLAIM**


The ornamental design for a fuel tank location sticker, as shown and described.

DESCRIPTION

FIG. 1 is a front side view of a fuel tank location sticker showing my novel design;
FIG. 2 is a back side view thereof;
FIG. 3 is a right side view thereof;
FIG. 4 is a top plan view thereof; and,
FIG. 5 is a perspective view of a fuel tank location sticker of the present invention.

The left side view is a mirror image of the right side view. The bottom plan view is a mirror image of the top plan view. The broken line showing of a vehicle in FIG. 5 is for illustrative purposes only and forms no part of the claimed design.

1 Claim, 3 Drawing Sheets






Fig. 1




Fig. 2



Fig. 3

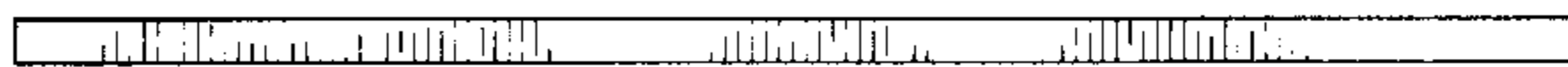


Fig. 4

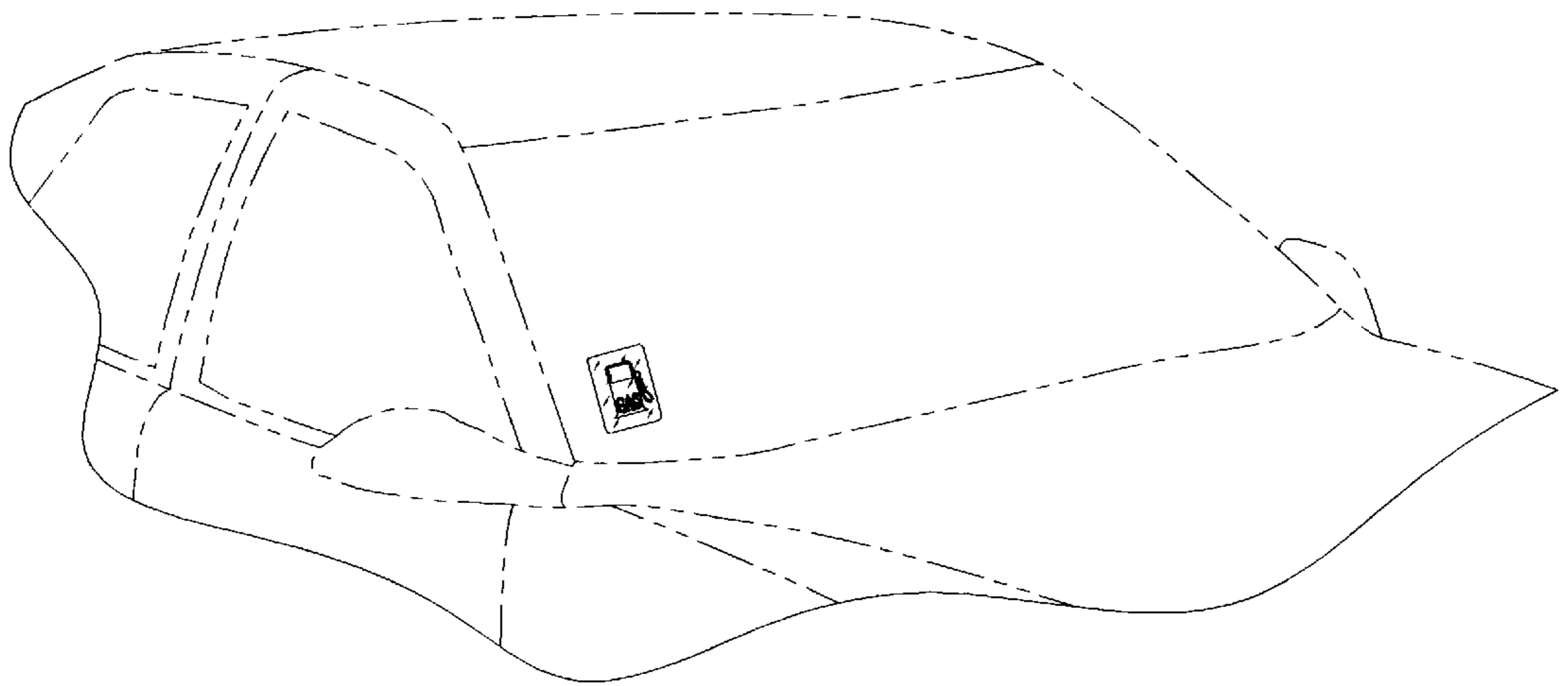


Fig. 5